



US00D660207S

(12) **United States Design Patent**
Hanson et al.

(10) **Patent No.:** **US D660,207 S**
(45) **Date of Patent:** **** May 22, 2012**

(54) **FENDER OF A TRUCK**
(75) Inventors: **Eric J. Hanson**, Valparaiso, IN (US);
Paul X. Buescher, Winston-Salem, NC
(US); **Marcey Collins**, Fort Wayne, IN
(US); **Gregory C. Miller**, Rochester, MI
(US); **James R. Therrien**, Commerce
Township, MI (US); **Erik C. Wilson**,
Decatur, IN (US); **George McCowan**,
Fort Wayne, IN (US); **Sandeep**
Premkumar, Fort Wayne, IN (US);
Joseph F. Denatale, Fort Wayne, IN
(US); **Eric A. DeView**, Lansing, MI
(US); **Robert B. Riggs**, Canton, MI
(US); **Kurt A. Ringger**, Bluffton, IN
(US); **Jerry Connett**, Fort Wayne, IN
(US); **Marianne Connett**, legal
representative, Fort Wayne, IN (US)

D397,072 S	8/1998	Hellhake et al.	
D407,360 S	3/1999	Hellhake et al.	
D416,221 S	11/1999	Sutton et al.	
D421,412 S	3/2000	Sutton et al.	
D437,574 S	2/2001	Beigel	
6,286,968 B1	9/2001	Sailer et al.	
D452,671 S	1/2002	Lang	
D458,872 S	6/2002	Maher et al.	
D460,023 S	7/2002	Beigel	
D460,393 S	7/2002	Kidd	
D466,455 S	12/2002	Kidd et al.	
D482,993 S	12/2003	Conway et al.	
6,764,207 B2	7/2004	Abalos et al.	
D498,193 S	11/2004	Metros et al.	
D545,254 S *	6/2007	Angelo et al. D12/184
D545,255 S	6/2007	Angelo et al.	
7,232,234 B2	6/2007	Branham et al.	
D552,515 S	10/2007	Prosser et al.	
7,318,650 B2	1/2008	Courbon	

(Continued)

(73) Assignee: **Caterpillar Inc.**, Peoria, IL (US)

Primary Examiner — Melody N Brown

(**) Term: **14 Years**

(74) *Attorney, Agent, or Firm* — Jeff A. Ruppel; Bart A. Fisher

(21) Appl. No.: **29/381,459**

(57) **CLAIM**

(22) Filed: **Dec. 20, 2010**

The ornamental design for a fender of a truck, as shown and described.

(51) **LOC (9) Cl.** **12-16**

DESCRIPTION

(52) **U.S. Cl.** **D12/184**

(58) **Field of Classification Search** D12/184,
D12/196, 90-93, 96; 280/152.1, 847-849,
280/851; 296/180.1-180.3; 180/69.2, 89.12,
180/89.13, 89.67, 89.7

FIG. 1 is a left, front perspective view of a fender of a truck showing our new design, the portions of the truck shown in broken lines are for illustrative purposes only and form no part of the claimed design;

See application file for complete search history.

FIG. 2 is an enlarged left, front perspective view thereof, without the truck portions shown;

(56) **References Cited**

U.S. PATENT DOCUMENTS

D335,272 S	5/1993	Allendorph et al.
D366,640 S	1/1996	Tucker et al.
D367,027 S	2/1996	Onopa
D387,317 S	12/1997	Lang
D394,026 S	5/1998	Hellhake et al.

FIG. 3 is an enlarged left side elevational view thereof;

FIG. 4 is an enlarged right side elevational view thereof;


FIG. 5 is an enlarged top plan view thereof;

FIG. 6 is an enlarged front elevational view thereof;

FIG. 7 is an enlarged rear elevational view thereof; and,

FIG. 8 is an enlarged bottom plan view thereof.

1 Claim, 7 Drawing Sheets



US D660,207 S


Page 2

U.S. PATENT DOCUMENTS

D580,328 S	*	11/2008	Jones	D12/196	D621,756 S	*	8/2010	Angelo et al.	D12/184
D581,333 S		11/2008	Enz			D622,188 S	*	8/2010	Angelo et al.	D12/96
D593,396 S		6/2009	Habib			D632,224 S	*	2/2011	Peltola et al.	D12/96
D612,309 S		3/2010	Beigel et al.			2009/0161378 A1		6/2009	Enz		

* cited by examiner

FIG. 1



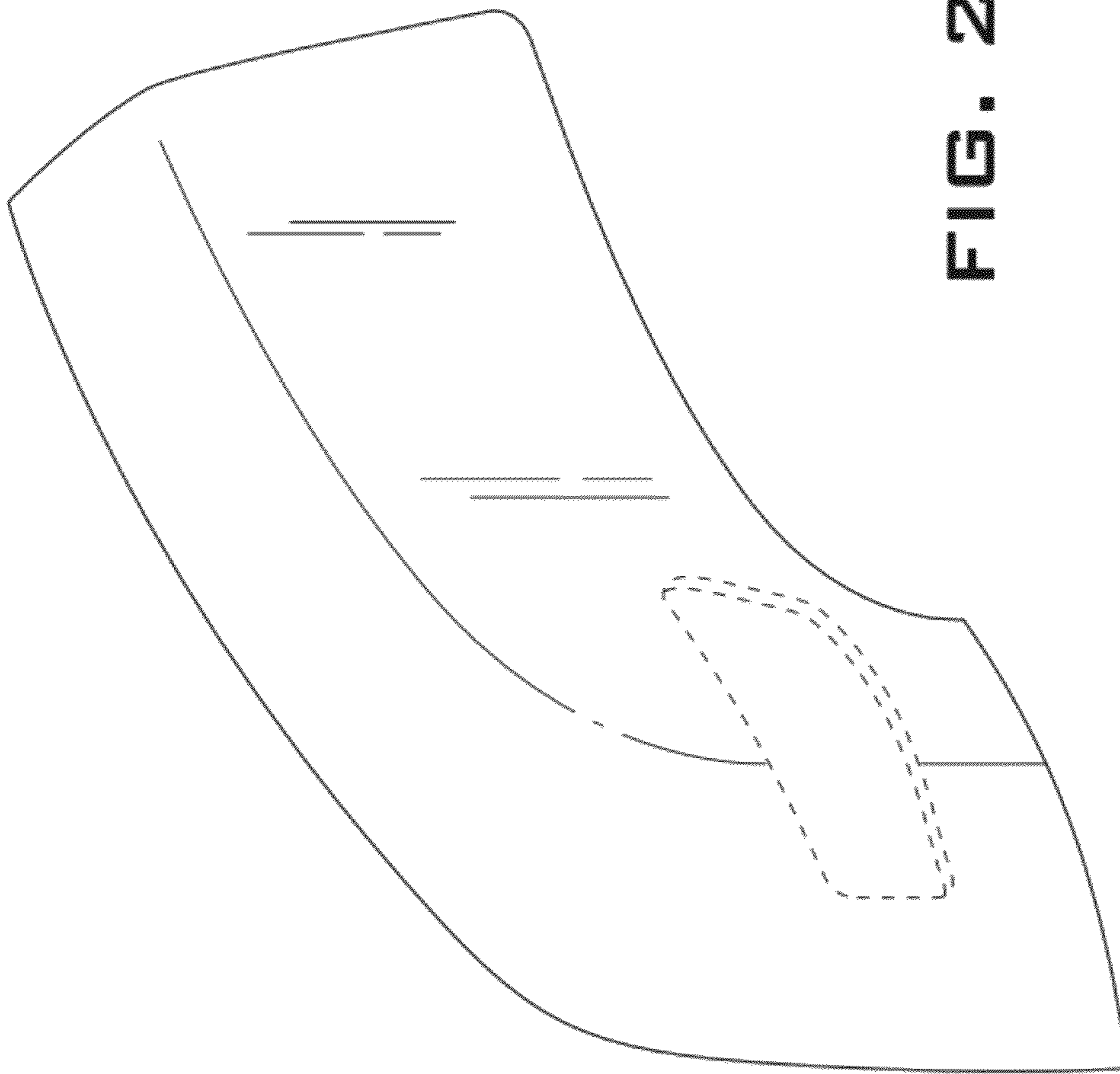


FIG. 2

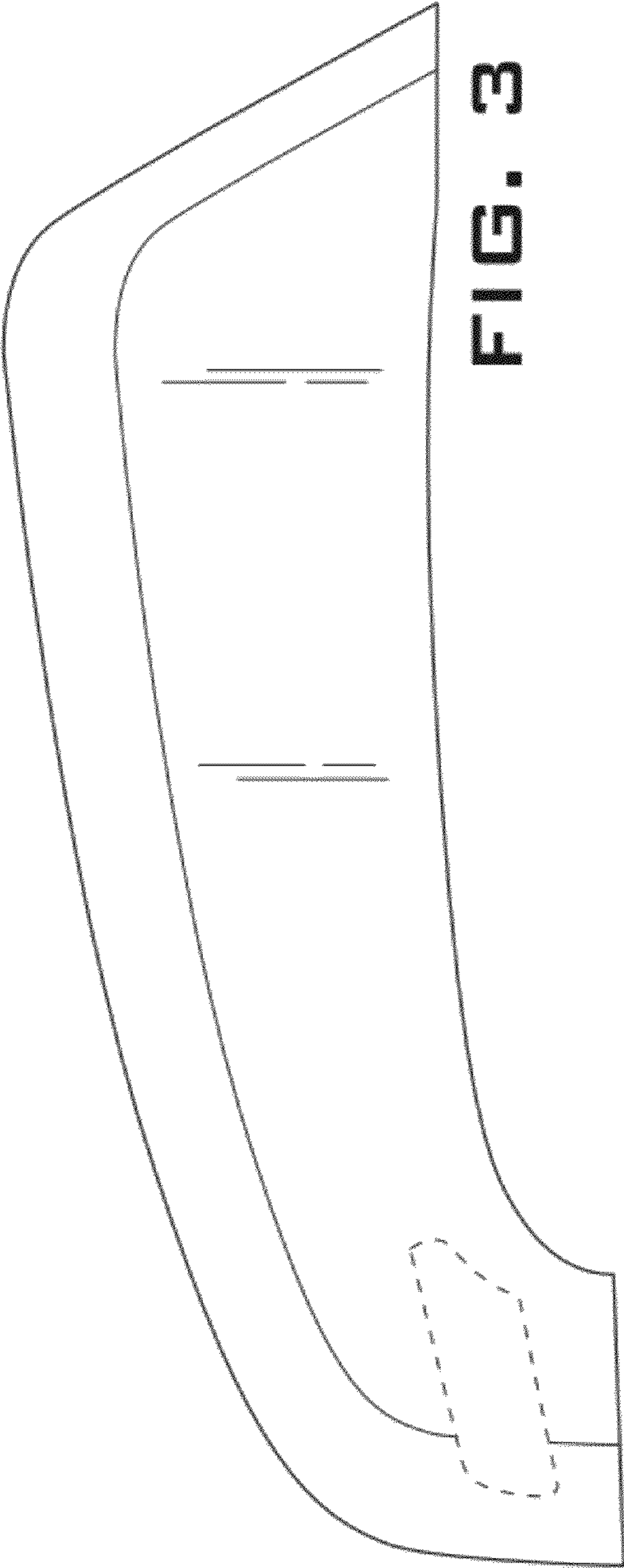


FIG. 3

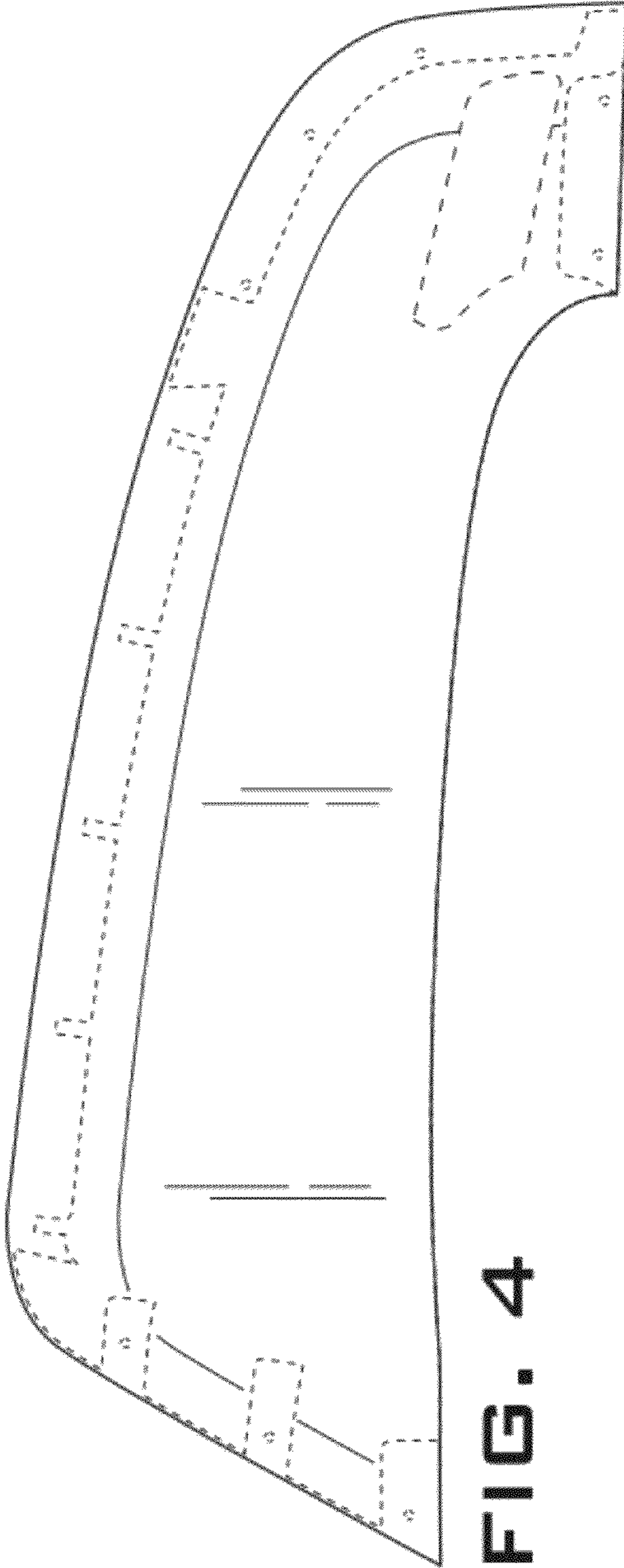


FIG. 4




FIG. 5

FIG. 6


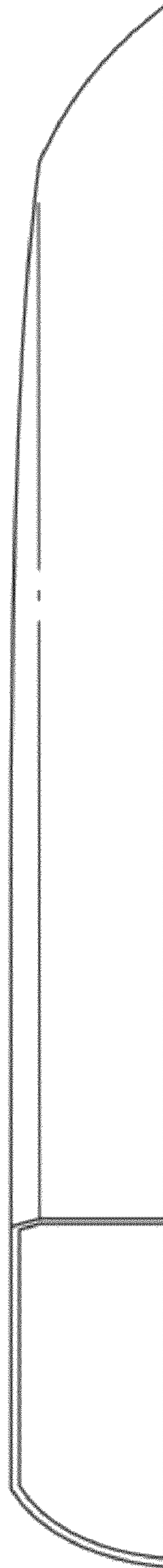


FIG. 7






FIG. 8