



US00D660206S

(12) **United States Design Patent**
Liu et al.

(10) **Patent No.:** **US D660,206 S**

(45) **Date of Patent:** **** *May 22, 2012**

(54) **BRAKE FRICTION PAD**

(75) Inventors: **Weiming Liu**, Windsor (CA); **Rodney G. Silvey**, Cookeville, TN (US); **Jason Heath Mahan**, Lafayette, TN (US)

(73) Assignee: **Federal-Mogul World Wide, Inc.**, Southfield, MI (US)

(*) Notice: This patent is subject to a terminal disclaimer.

(**) Term: **14 Years**

(21) Appl. No.: **29/357,126**

(22) Filed: **Mar. 8, 2010**

Related U.S. Application Data

(62) Division of application No. 29/350,449, filed on Nov. 17, 2009, now Pat. No. Des. 615,010, which is a division of application No. 29/336,172, filed on Apr. 29, 2009, now Pat. No. Des. 608,704, which is a division of application No. 29/332,365, filed on Feb. 13, 2009, now Pat. No. Des. 598,343, which is a division of application No. 29/282,909, filed on Aug. 1, 2007, now Pat. No. Des. 589,419.

(51) **LOC (9) Cl.** **12-16**

(52) **U.S. Cl.** **D12/180**

(58) **Field of Classification Search** D12/180, D12/174, 400; D15/138-140; 72/339; 188/73.31-73.39, 73.43, 73.45, 218 XL, 188/73.1, 250 B, 250 E, 250 R, 251 R; 192/107 M, 192/107 R; 428/443; 488/1.11 W, 1.11 R

See application file for complete search history.

(56) **References Cited**

U.S. PATENT DOCUMENTS

4,056,174	A *	11/1977	Wienand et al.	188/73.36
4,290,508	A *	9/1981	Baum	188/73.38
4,823,920	A *	4/1989	Evans	188/73.34
6,481,544	B2 *	11/2002	Brecht et al.	188/250 E
D588,968	S *	3/2009	Liu et al.	D12/180
D588,969	S *	3/2009	Liu et al.	D12/180
D588,974	S *	3/2009	Liu et al.	D12/180
D596,092	S *	7/2009	Liu et al.	D12/180
D597,900	S *	8/2009	Liu et al.	D12/180
D597,901	S *	8/2009	Liu et al.	D12/180
D597,907	S *	8/2009	Liu et al.	D12/180
D598,343	S *	8/2009	Liu et al.	D12/180
D598,344	S *	8/2009	Liu et al.	D12/180
D599,723	S *	9/2009	Liu et al.	D12/180
D602,825	S *	10/2009	Liu et al.	D12/180
D604,214	S *	11/2009	Liu et al.	D12/180
D608,708	S *	1/2010	Liu et al.	D12/180
D610,508	S *	2/2010	Liu et al.	D12/180
D618,601	S *	6/2010	Liu et al.	D12/180
D622,646	S *	8/2010	Arbesman et al.	D12/180
D626,043	S *	10/2010	Liu et al.	D12/180

* cited by examiner

Primary Examiner — Cynthia Underwood

(74) *Attorney, Agent, or Firm* — Robert L. Stearns; Dickinson Wright PLLC

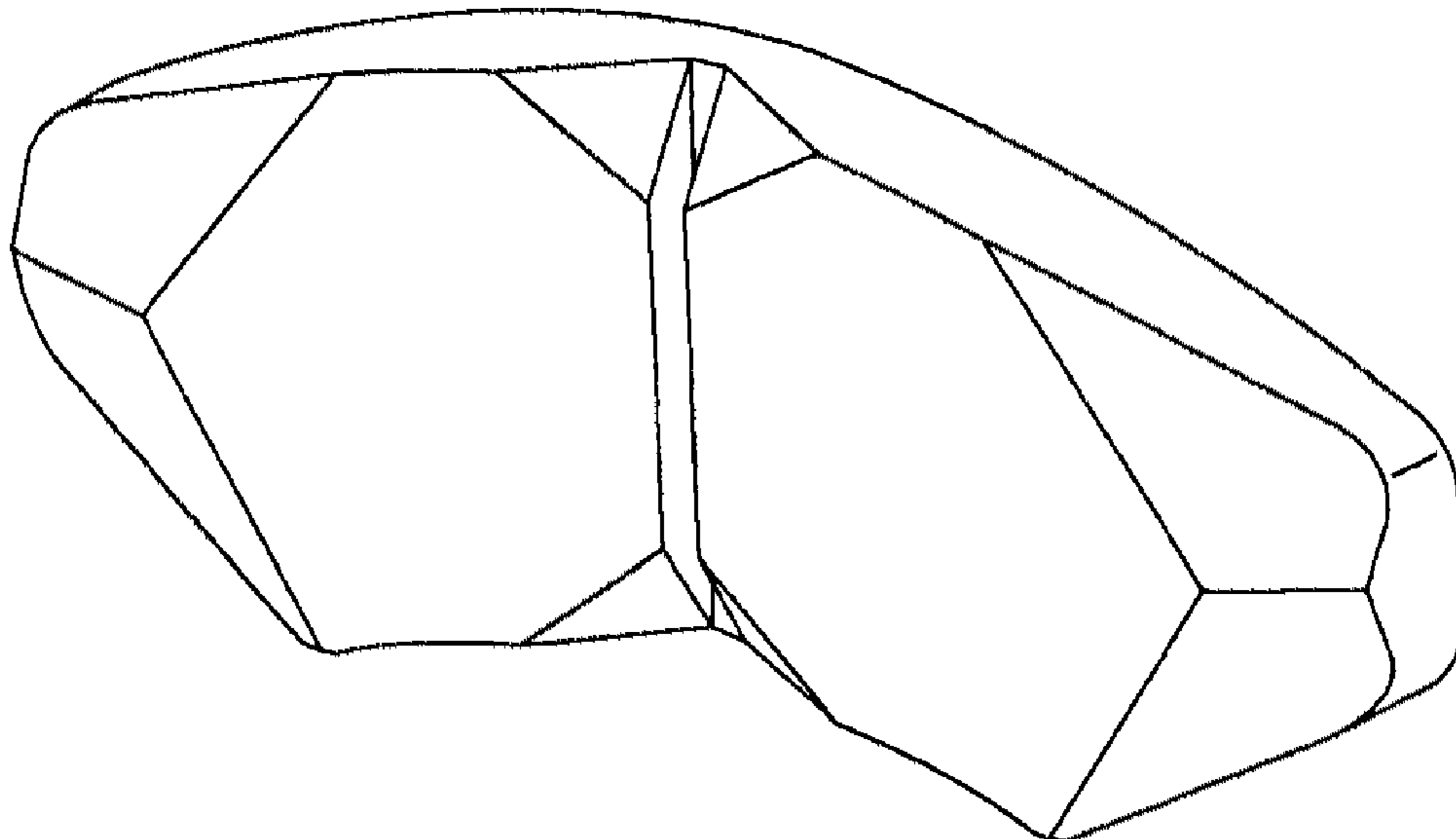
(57) **CLAIM**

The ornamental design for an brake friction pad, as shown and described.

DESCRIPTION

FIG. 1 is a perspective view of an brake friction pad; FIG. 2 is a front view thereof; FIG. 3 is a top view thereof; FIG. 4 is a bottom view thereof; and, FIG. 5 is a right side elevational view thereof, the left side elevational view being a mirror image of the right side elevational view.

1 Claim, 2 Drawing Sheets



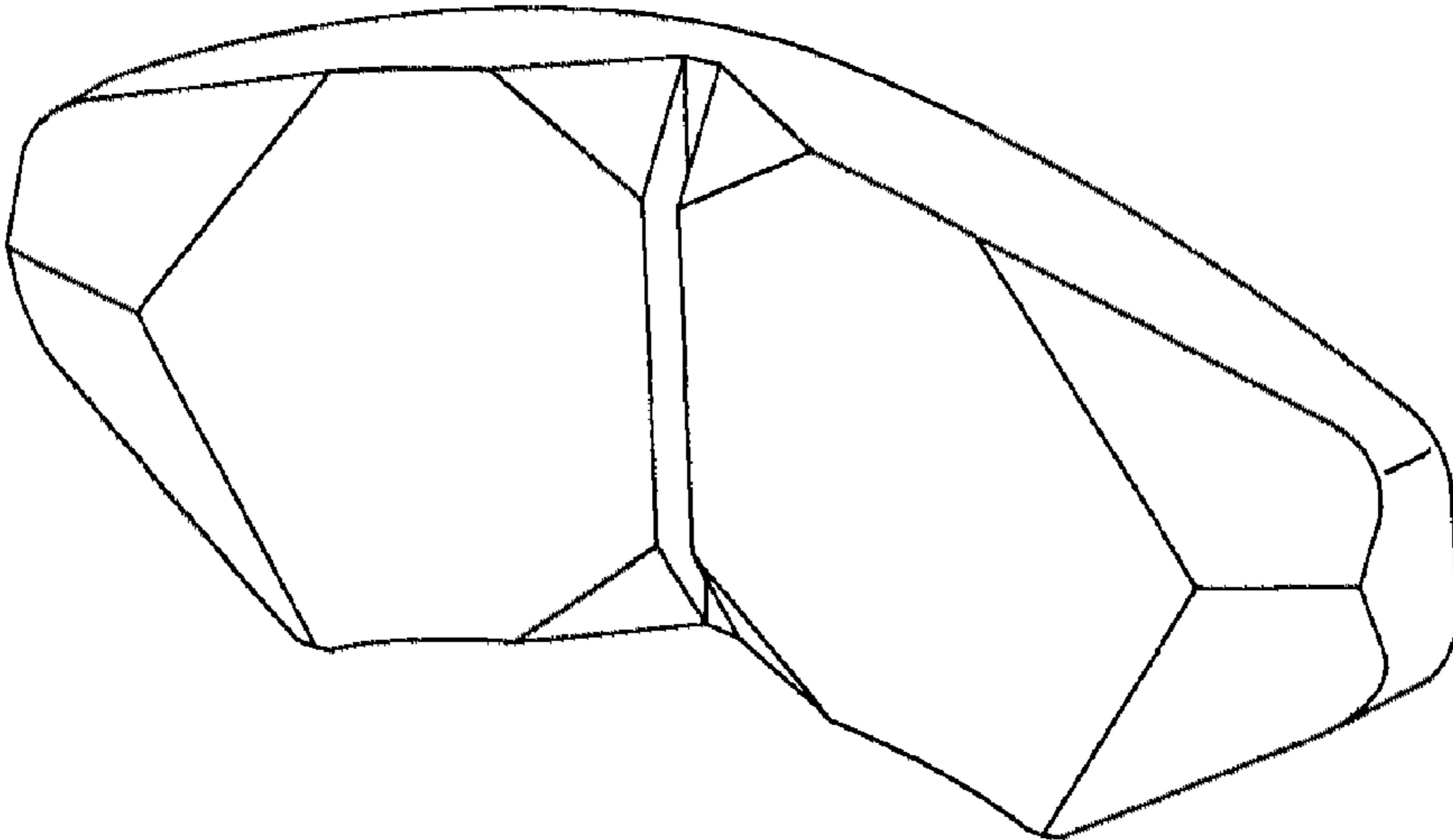


Fig. 1

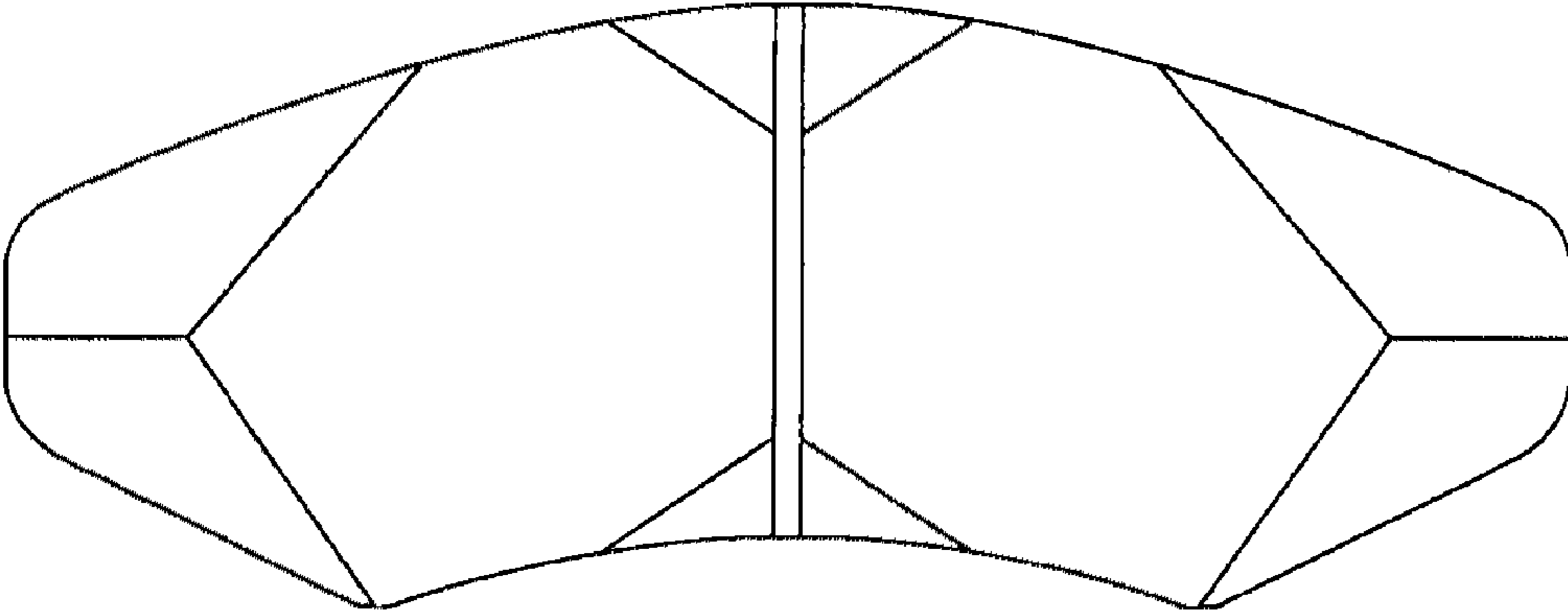


Fig. 2

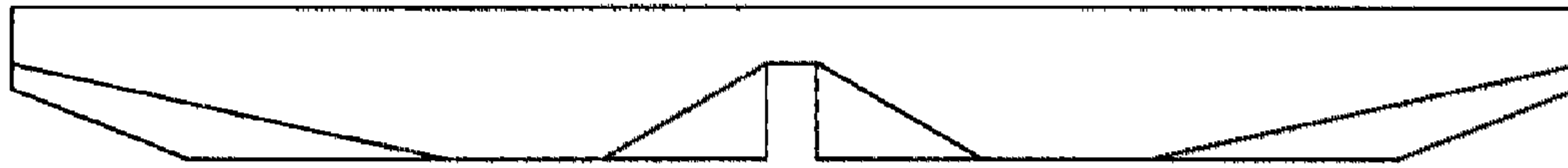


Fig. 3

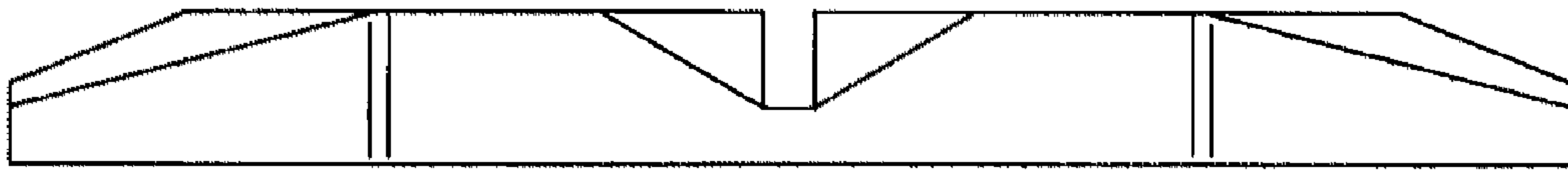


Fig. 4

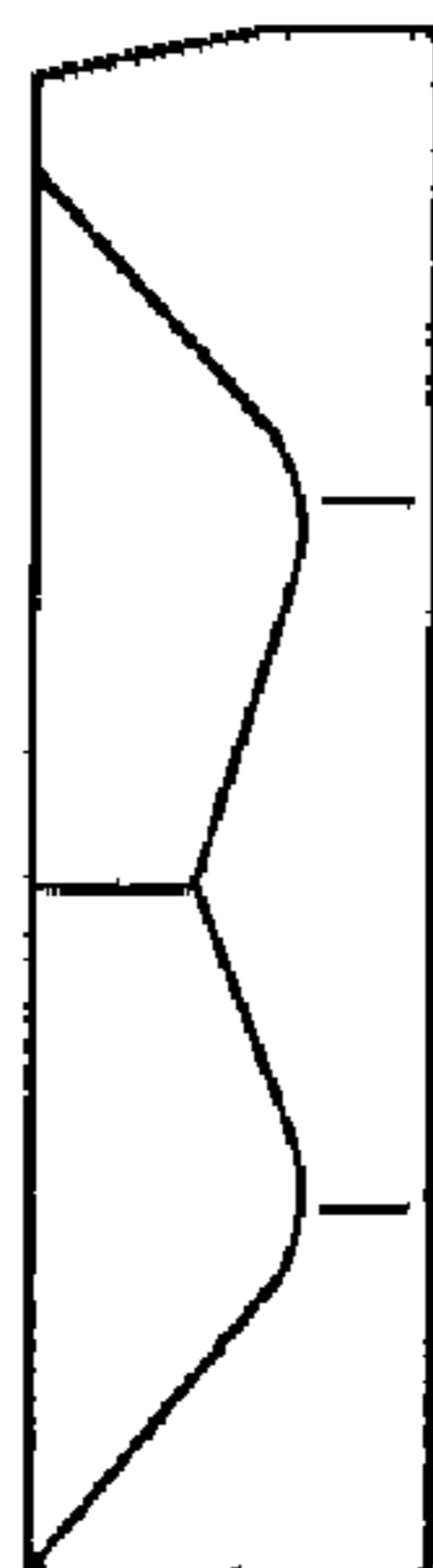


Fig. 5