



US00D660201S

(12) **United States Design Patent**
Matsuoka et al.

(10) **Patent No.:** **US D660,201 S**

(45) **Date of Patent:** **** May 22, 2012**

(54) **FRONT SIDE COVER FOR MOTORCYCLE**

D608,260 S * 1/2010 Toriyama et al. D12/186
D639,218 S * 6/2011 Katagiri et al. D12/186

(75) Inventors: **Yosuke Matsuoka**, Saitama-ken (JP);
Osami Inomata, Saitama-ken (JP)

* cited by examiner

(73) Assignee: **Honda Motors Co., Ltd**, Tokyo (JP)

Primary Examiner — Susan M Lee

Assistant Examiner — Linda G. Brooks

(**) Term: **14 Years**

(74) *Attorney, Agent, or Firm* — Westerman, Hattori,
Daniels & Adrian, LLP

(21) Appl. No.: **29/399,077**

(57) **CLAIM**

The ornamental design for a front side cover for motorcycle,
as shown and described.

(22) Filed: **Aug. 9, 2011**

(30) **Foreign Application Priority Data**

DESCRIPTION

Feb. 10, 2011 (JP) 2011-002870

FIG. 1 is a perspective view from the right side of a front side
cover for motorcycle.

(51) **LOC (9) Cl.** **12-11**

FIG. 2 is a perspective view from the left side thereof.

(52) **U.S. Cl.** **D12/126**

FIG. 3 is a perspective view from the right side thereof.

(58) **Field of Classification Search** D12/126,
D12/114, 182, 186, 110; 280/152.1–152.3,
280/847, 848, 852, 304.3, 288.4; 180/219,
180/220, 225, 229, 68.1; 296/77.1, 78.1,
296/192, 193.01, 193.05, 193.09

FIG. 4 is a perspective view from the left side thereof.

FIG. 5 is a front elevation view thereof.

FIG. 6 is a rear elevation view thereof.

FIG. 7 is a right side elevation view thereof.

FIG. 8 is a left side elevation view thereof.

FIG. 9 is a top plan view thereof; and,

FIG. 10 is a bottom plan view thereof.

See application file for complete search history.

The portions of the motorcycle shown in broken lines are for
the purpose of showing environmental structure only and
form no part of the claimed design.

(56) **References Cited**

U.S. PATENT DOCUMENTS

D522,415 S * 6/2006 Tanaka et al. D12/126
D582,822 S * 12/2008 Watanabe et al. D12/186

1 Claim, 10 Drawing Sheets




FIG. 1

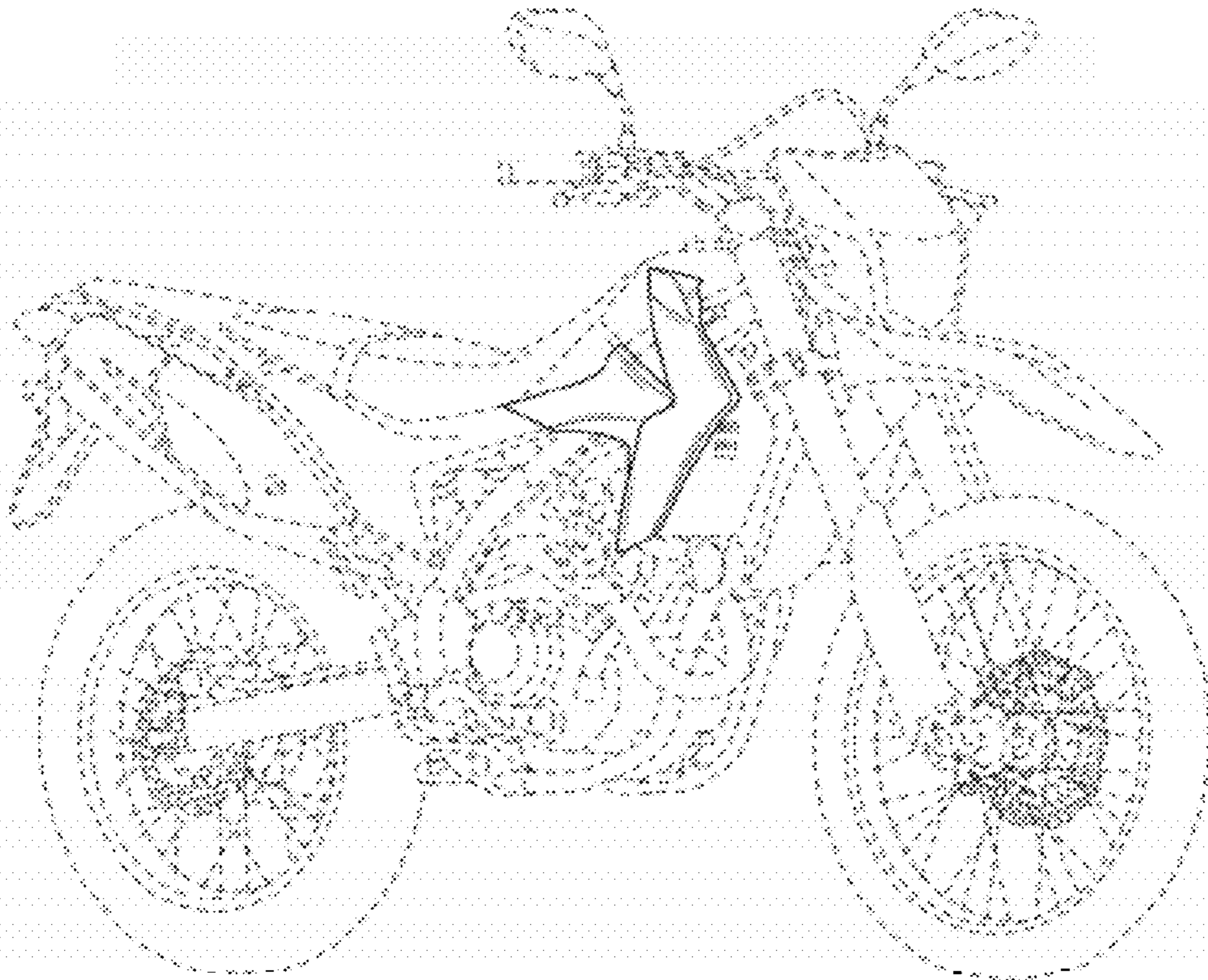


FIG. 2




FIG. 3




FIG. 4

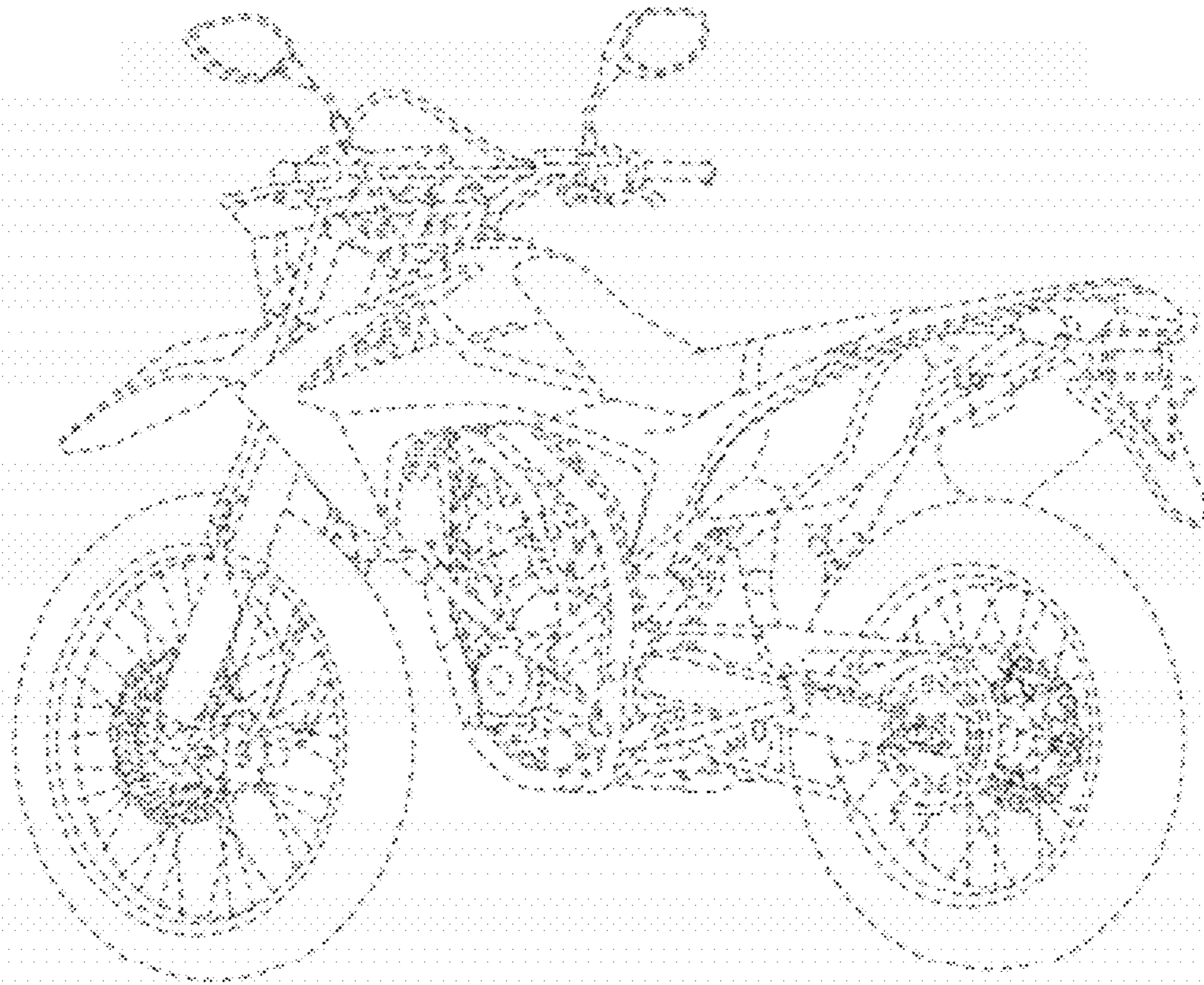


FIG. 5




FIG. 6




FIG. 7

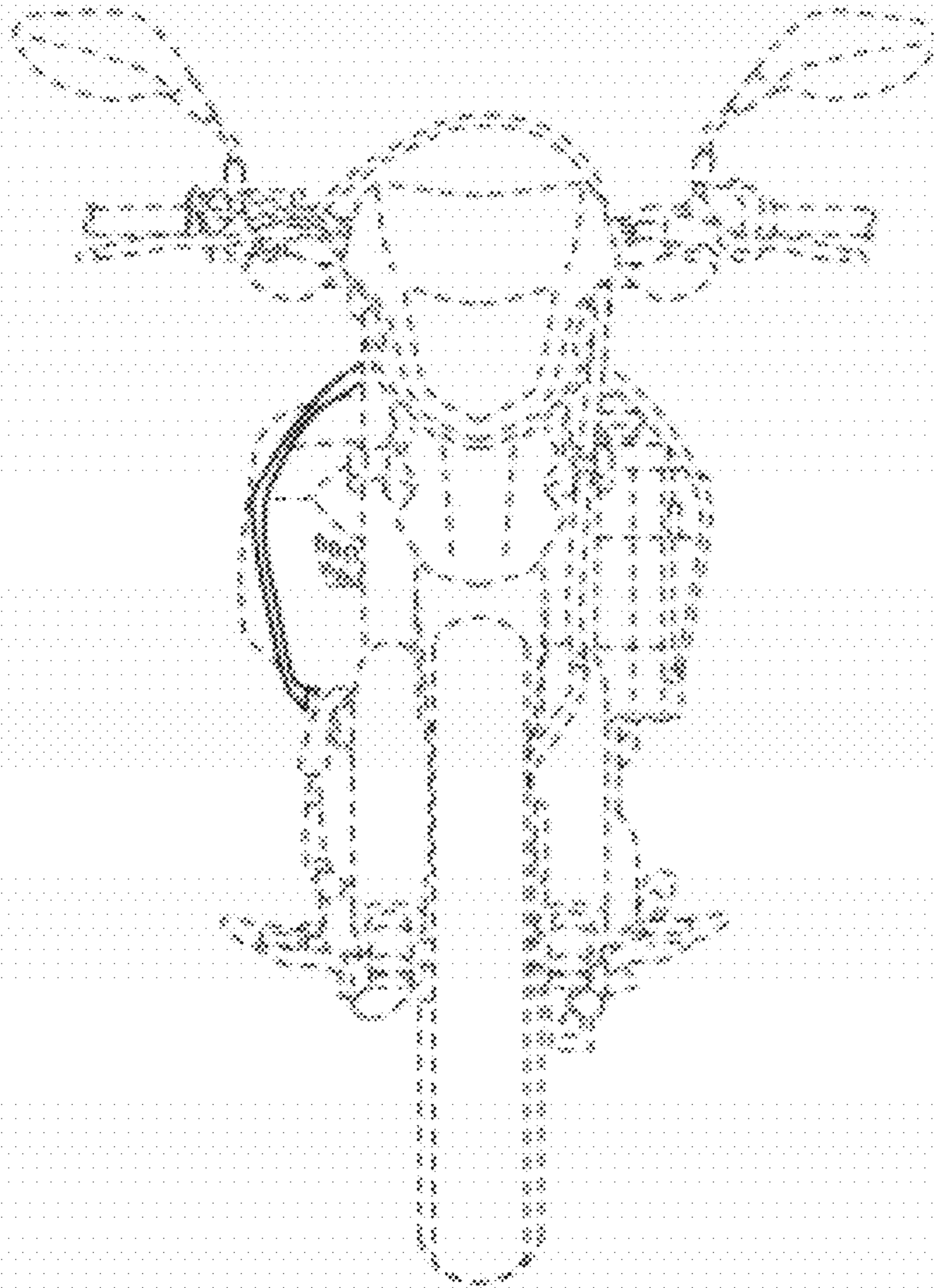


FIG. 8

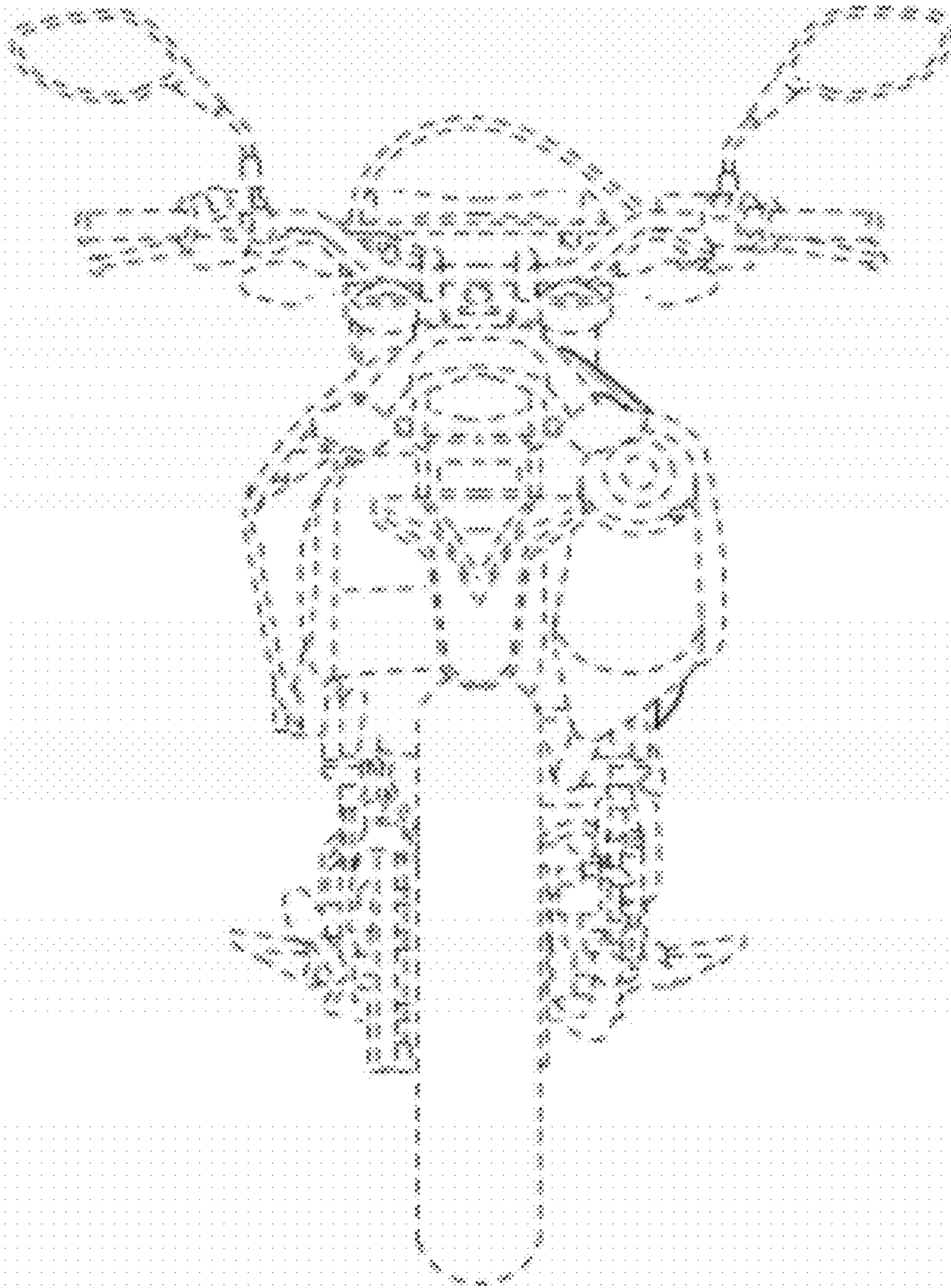


FIG. 9

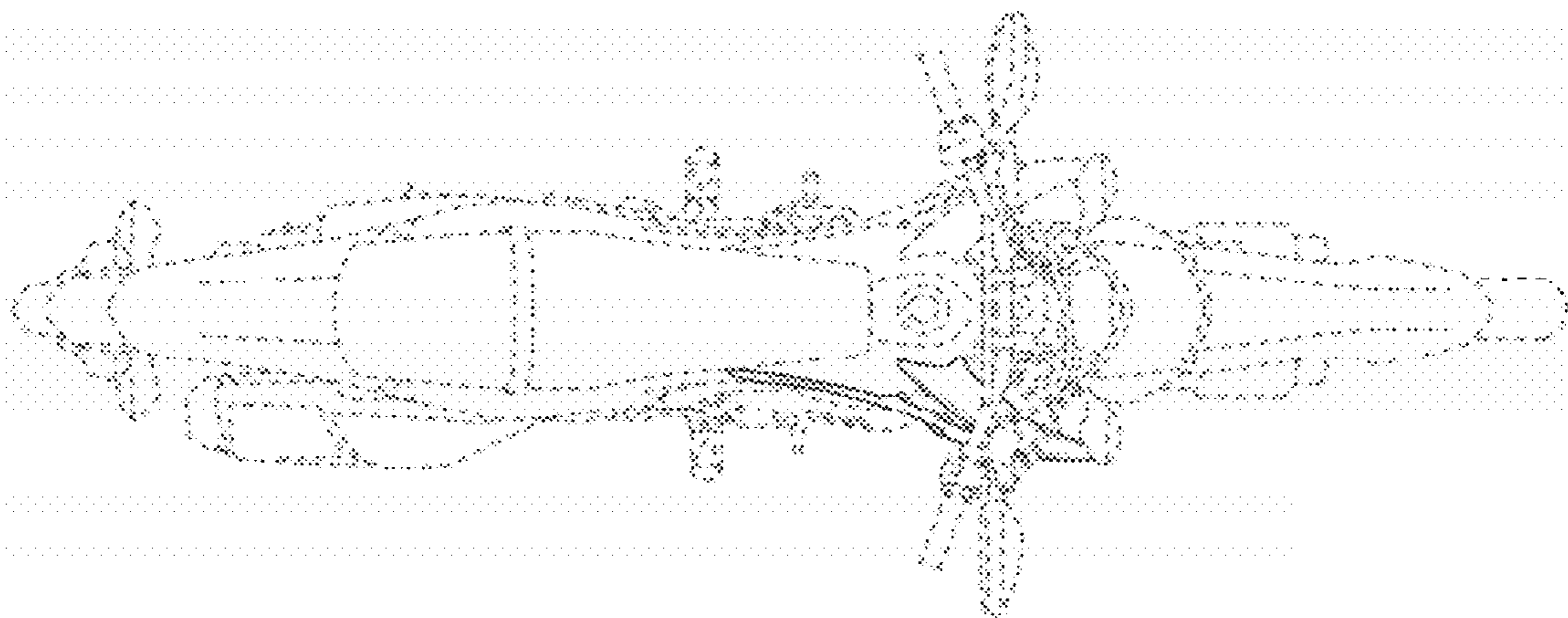


FIG. 10

