



US00D660199S

(12) **United States Design Patent**
Wang et al.

(10) **Patent No.:** **US D660,199 S**

(45) **Date of Patent:** **** May 22, 2012**

(54) **STUD WITH CIRCULAR CHANNELS FOR A FASHION ARTICLE**

(75) Inventors: **Alexander Wang**, New York, NY (US);
Jennifer Newman, Brooklyn, NY (US)

(73) Assignee: **Alexander Wang Incorporated**, New York, NY (US)

(**) Term: **14 Years**

(21) Appl. No.: **29/403,021**

(22) Filed: **Sep. 30, 2011**

Related U.S. Application Data

(63) Continuation of application No. 29/361,193, filed on May 6, 2010.

(51) **LOC (9) Cl.** **02-07**

(52) **U.S. Cl.** **D11/222**

(58) **Field of Classification Search** D11/200–206,
D11/212–214, 222–231, 238–241; 24/41.1,
24/66.5, 40–48, 305, 356, 705, 101 R, 94–95,
24/103, 104, 598.1; 63/12, 15, 18, 20–21,
63/35, 37–38; D8/356; 362/103; D29/122
See application file for complete search history.

(56) **References Cited**

U.S. PATENT DOCUMENTS

2,081,196	A *	5/1937	Emsig	24/95
3,028,646	A *	4/1962	Janes	24/94
D263,765	S *	4/1982	Engelhardt	D11/226
D274,017	S *	5/1984	Engelhardt	D11/226
D318,412	S *	7/1991	Williams	D8/356
D337,255	S *	7/1993	Novelli, Sr.	D8/356
D337,967	S *	8/1993	Wright	D11/226
D344,252	S *	2/1994	Choi	D11/222
D354,720	S *	1/1995	Estes	D11/222
D355,396	S *	2/1995	Andrau	D11/222

D377,919	S *	2/1997	Singer et al.	D11/226
D397,064	S *	8/1998	Nelson	D11/222
D449,564	S *	10/2001	Platt	D11/222
D508,432	S *	8/2005	Cogoli et al.	D11/222
D546,730	S *	7/2007	Nichanian	D11/226
D547,236	S *	7/2007	Arasheben et al.	D11/222
D551,117	S *	9/2007	Edocs	D11/222
D578,037	S *	10/2008	Edocs	D11/222
D592,097	S *	5/2009	Androuais	D11/222
D625,052	S *	10/2010	Mastoras et al.	D29/122
D625,659	S *	10/2010	Sawyer	D11/222
D645,785	S	9/2011	Wang et al.		
2006/0007668	A1 *	1/2006	Chien	362/103
2008/0060110	A1 *	3/2008	Schmelzer et al.	24/598.1

OTHER PUBLICATIONS

Declaration of Dennis Wang including photograph of stud for a fashion article labeled “Channel Rivet” first shown in public in Feb. 2009 (4 pages).

* cited by examiner

Primary Examiner — T. Chase Nelson

Assistant Examiner — Mark Cavanna

(74) *Attorney, Agent, or Firm* — McCarter & English, LLP

(57) **CLAIM**

The ornamental design for a stud with circular channels for a fashion article, as shown and described.

DESCRIPTION

FIG. 1 is a top perspective view of a stud showing our new design;

FIG. 2 is a top plan view thereof;

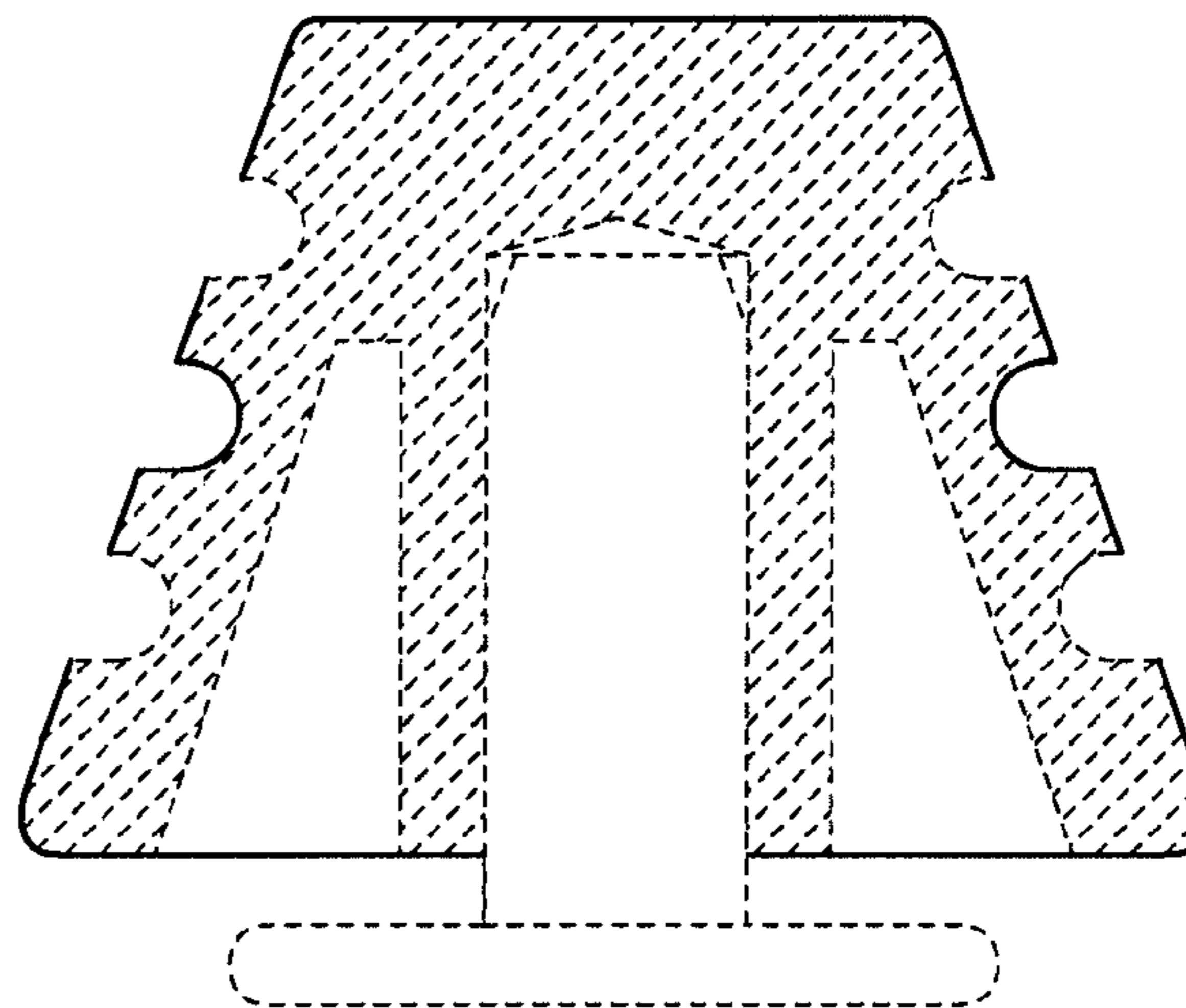
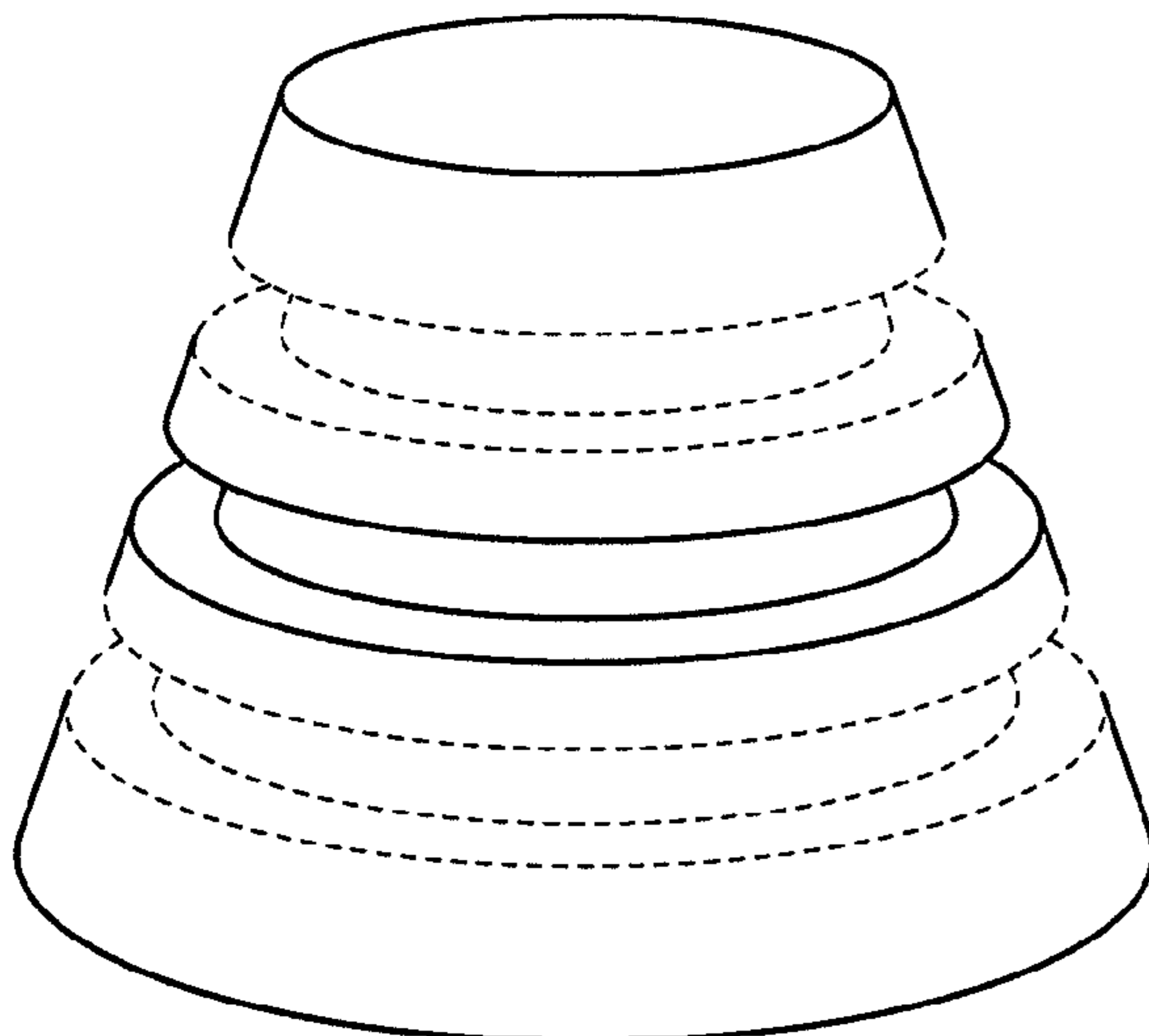
FIG. 3 is a side elevational view thereof;

FIG. 4 is a bottom plan view thereof; and,

FIG. 5 is a vertical cross-sectional view of the stud.

The broken lines are for illustrative purposes only and form no part of the claimed design.

1 Claim, 2 Drawing Sheets



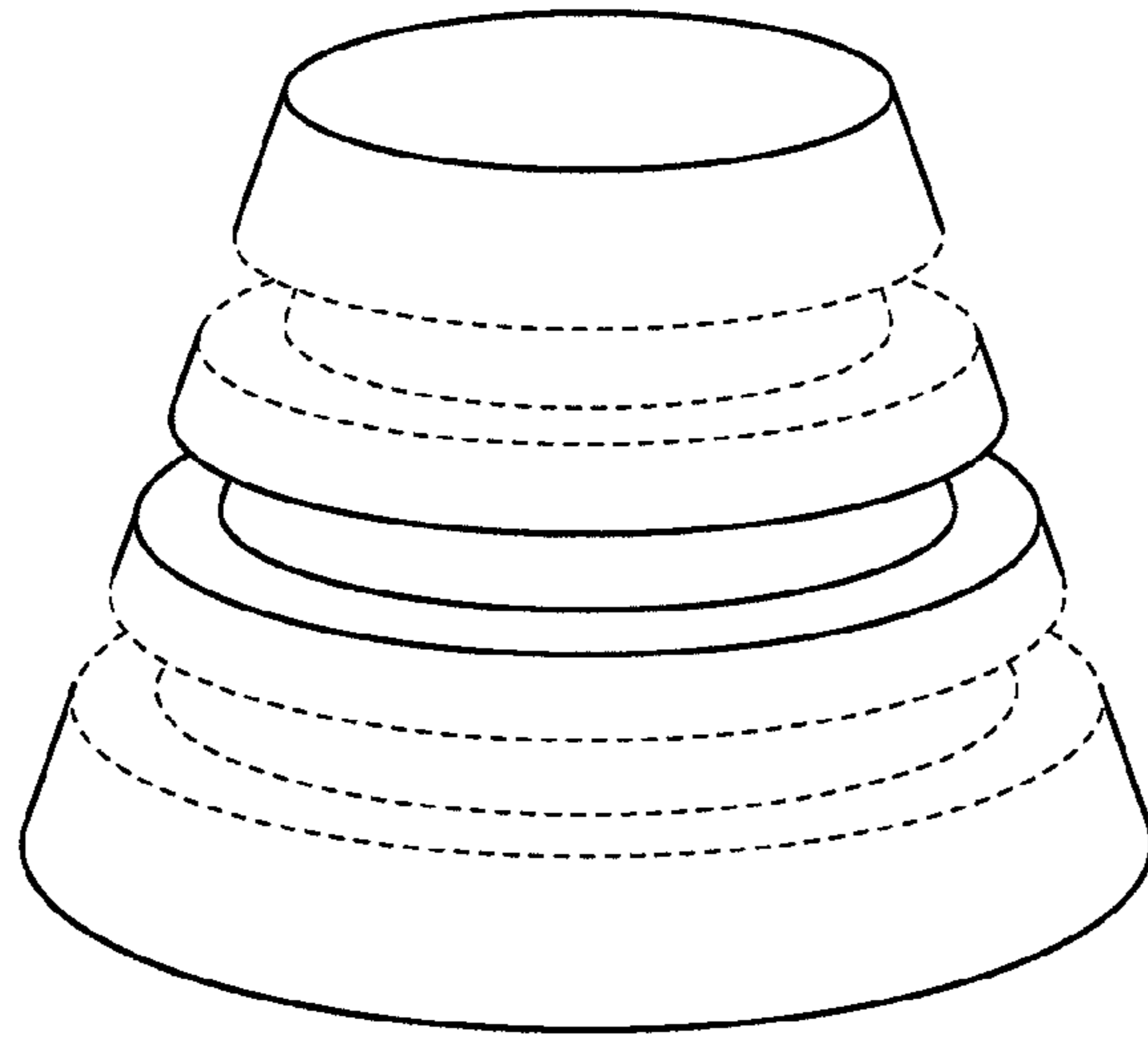


FIG. 1

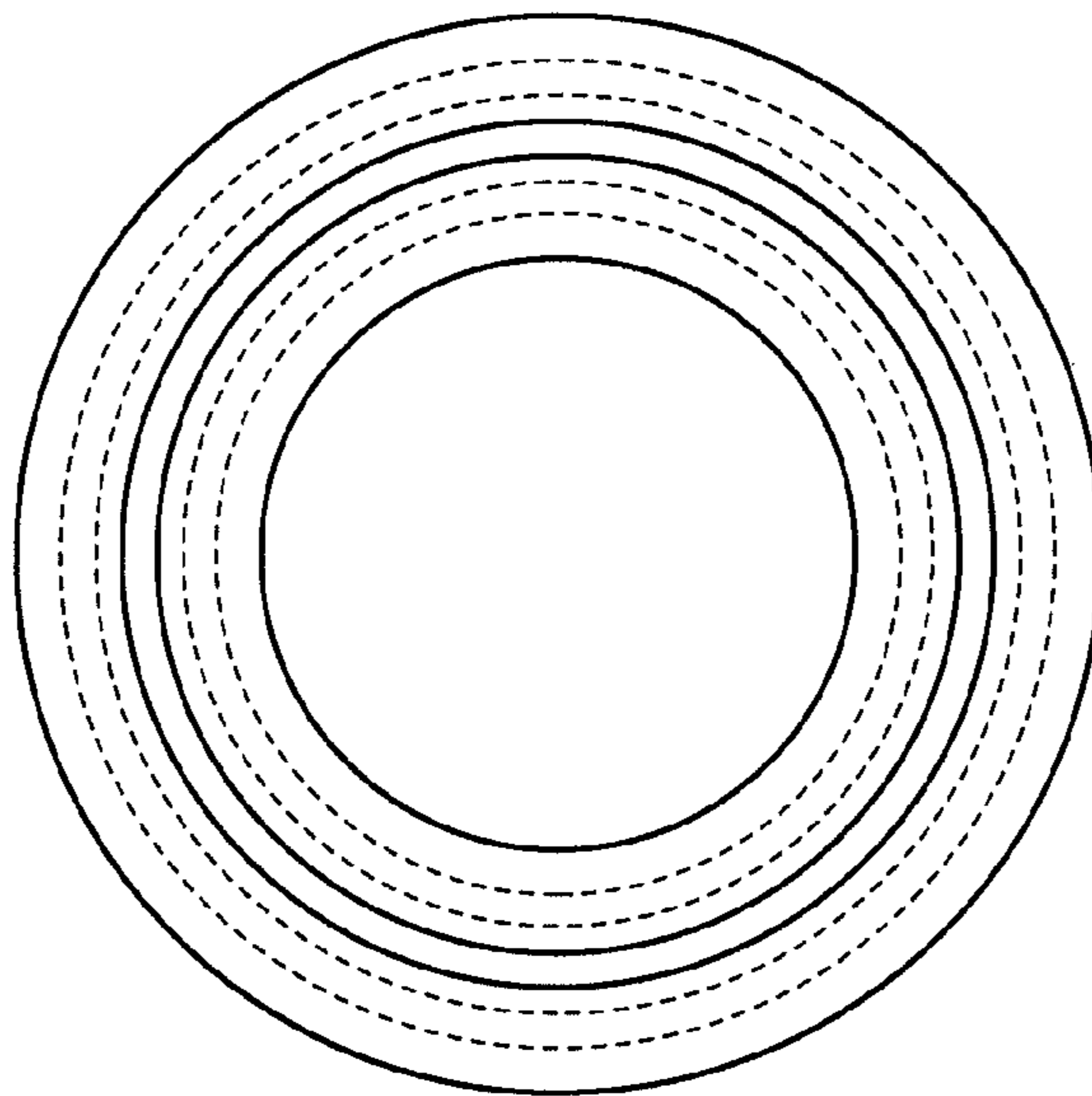


FIG. 2

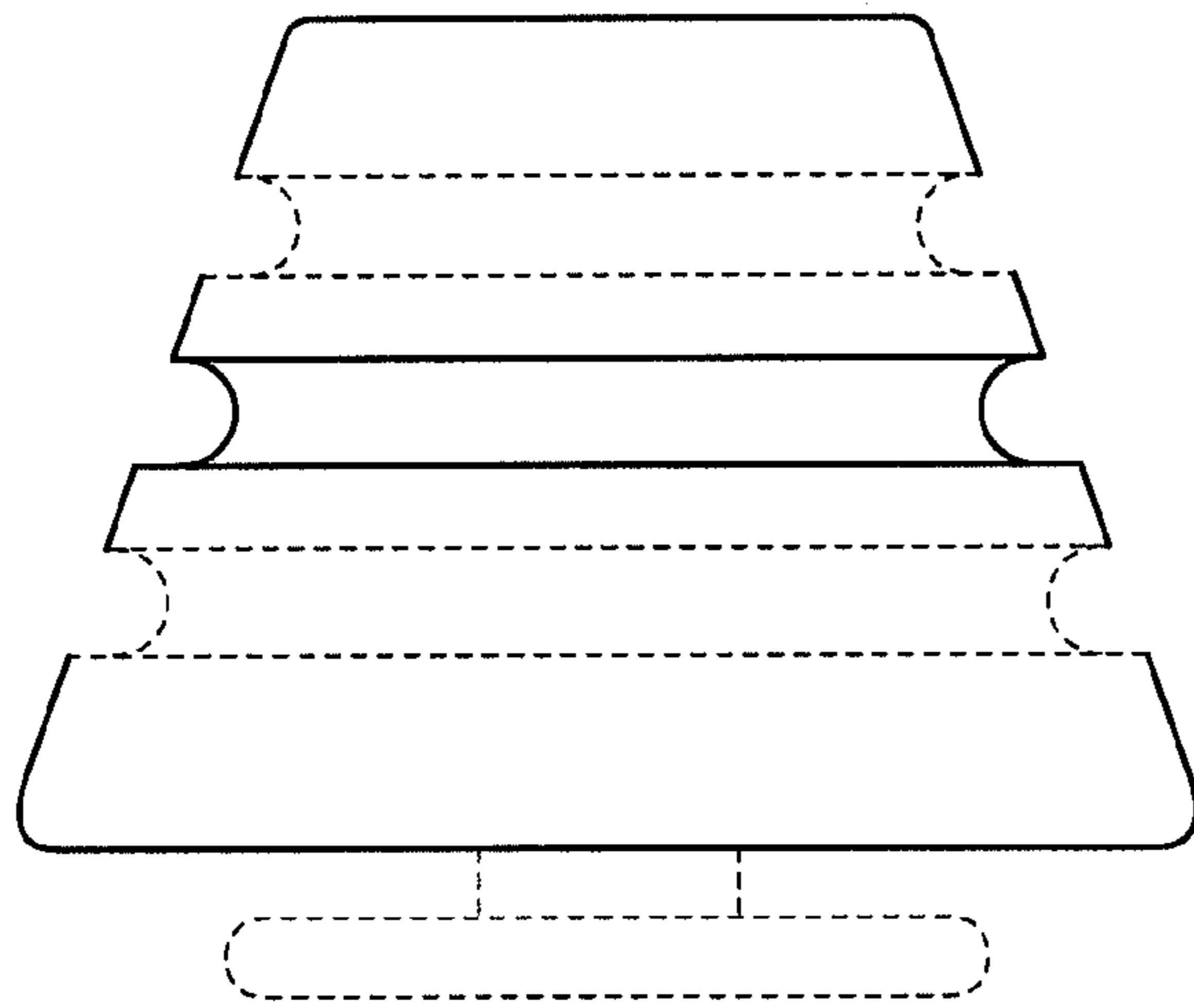


FIG. 3

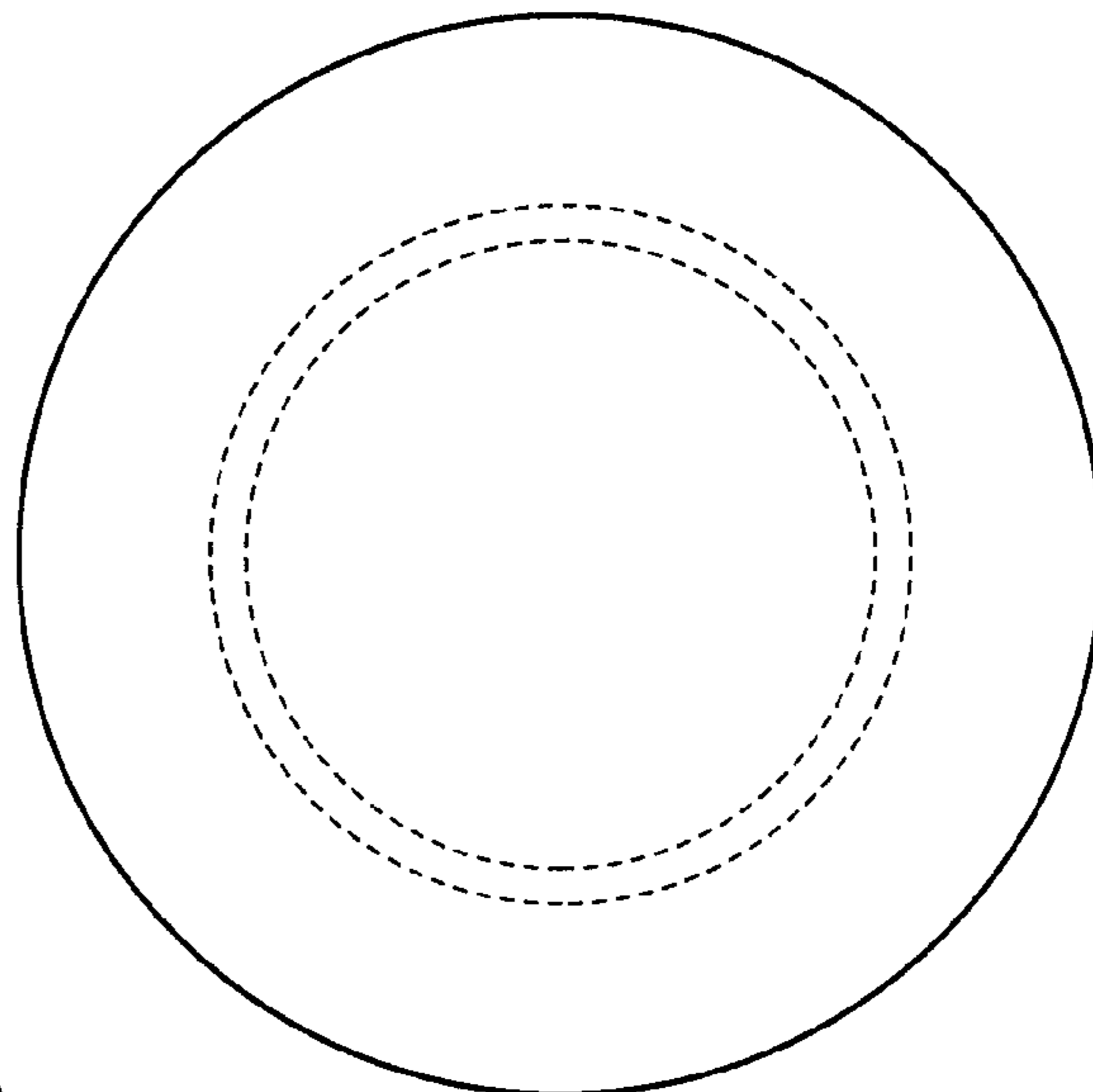


FIG. 4

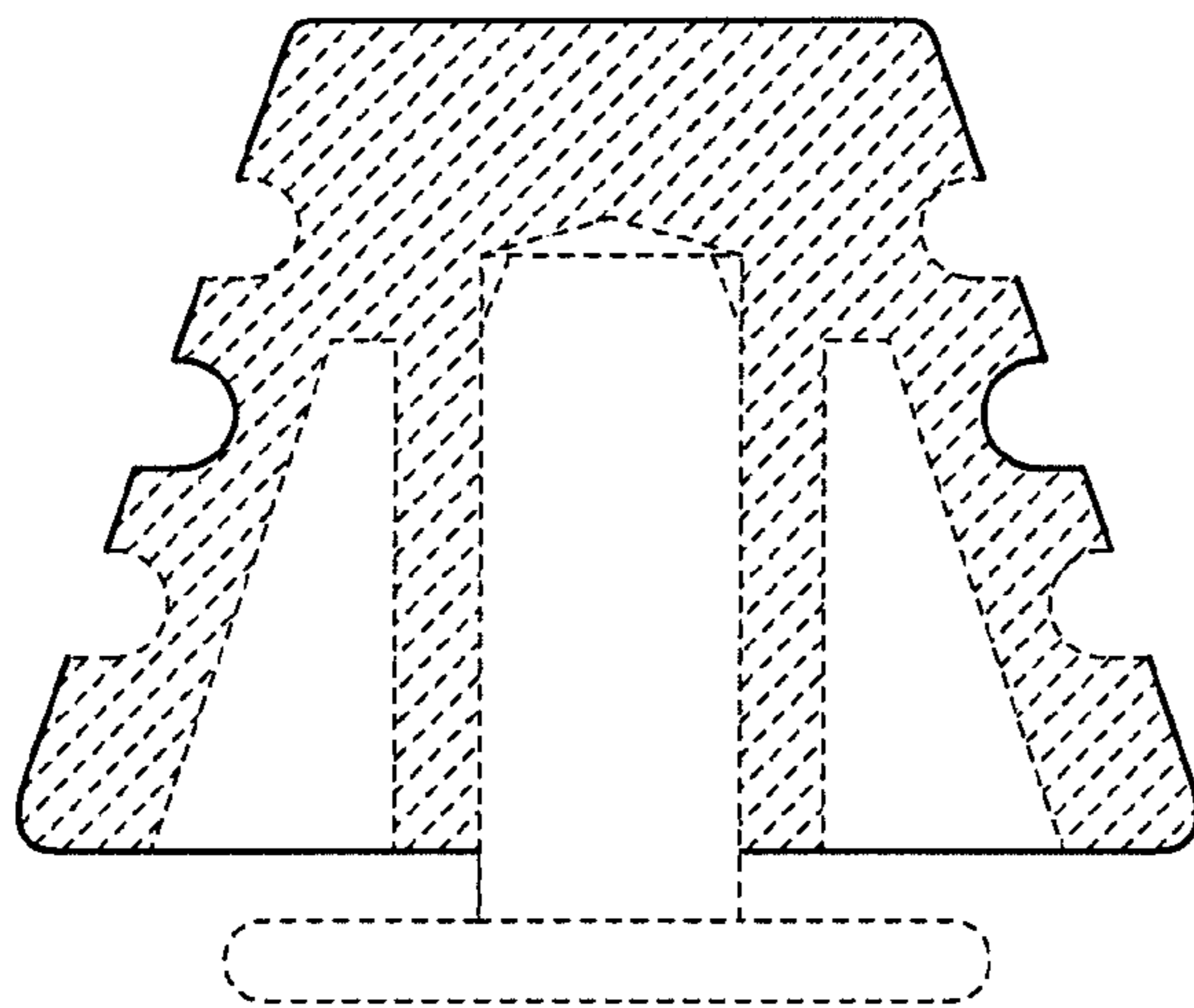


FIG. 5