



US00D660185S

(12) **United States Design Patent**
Schrepfer

(10) **Patent No.:** **US D660,185 S**

(45) **Date of Patent:** **** May 22, 2012**

(54) **SILICONE WATCH**

(76) Inventor: **Robert Schrepfer**, Largo, FL (US)

(**) Term: **14 Years**

(21) Appl. No.: **29/411,522**

(22) Filed: **Jan. 23, 2012**

(51) **LOC (9) Cl.** **10-02**

(52) **U.S. Cl.** **D10/32**

(58) **Field of Classification Search** D10/30-39;
368/276, 281, 282, 285, 288, 289, 290; D11/3,
D11/4, 2; 224/164, 170, 179

See application file for complete search history.

(56) **References Cited**

U.S. PATENT DOCUMENTS

2,186,089	A *	1/1940	Baker	224/168
2,472,351	A *	6/1949	Tyler	368/282
2,590,572	A *	3/1952	Rasmussen	224/170
D243,318	S *	2/1977	Kurihara	D10/32
4,178,751	A *	12/1979	Liautaud	368/281
D267,077	S *	11/1982	Kabaya	D10/32
D285,543	S *	9/1986	Moser	D11/4
5,663,932	A *	9/1997	Weng	368/10
D422,513	S *	4/2000	Bodino	D10/32
D430,495	S *	9/2000	Wunderman	D10/32
D434,335	S *	11/2000	Amstutz	D10/32
D446,461	S *	8/2001	Wunderman	D10/32
D447,064	S *	8/2001	Giardiello	D10/32
D447,701	S *	9/2001	Bodino	D10/32
D456,283	S *	4/2002	Baumann	D10/32
D456,724	S *	5/2002	Wilson	D10/32
D457,814	S *	5/2002	Bodino	D10/32
D472,160	S *	3/2003	Modolo	D10/32
D486,403	S *	2/2004	Baumann	D10/32
6,796,708	B2 *	9/2004	Kawamata et al.	368/282
6,857,775	B1 *	2/2005	Wilson	368/281
D513,997	S *	1/2006	Wilson	D10/32

D519,396	S *	4/2006	Migliorati	D11/4
D532,319	S *	11/2006	Bedat	D10/32
D537,738	S *	3/2007	Ohki et al.	D10/32
D542,157	S *	5/2007	Lafever et al.	D10/32
D545,220	S *	6/2007	Leung	D10/31
D564,367	S *	3/2008	Molyneux	D10/31
D567,676	S *	4/2008	Tang	D10/32
D568,768	S *	5/2008	Tang	D10/30
D589,375	S *	3/2009	Tang	D10/32
D628,909	S *	12/2010	Giannini	D10/32
D638,723	S *	5/2011	Ong	D10/32

* cited by examiner

Primary Examiner — Lucy Lieberman

(74) *Attorney, Agent, or Firm* — Larson & Larson, P.A.;
Frank Liebenow; Justin Miller

(57) **CLAIM**

I claim the ornamental design for a silicone watch, as shown and described.

DESCRIPTION

FIG. 1 is a front elevation view of the silicone watch showing my new design;

FIG. 2 is a rear elevation view thereof;

FIG. 3 is a left side view thereof;

FIG. 4 is a right side view thereof;

FIG. 5 is a top view thereof;

FIG. 6 is a bottom view thereof;

FIG. 7 is a perspective view thereof

FIG. 8 is a cross section taken along lines 8-8 of FIG. 3; and,

FIG. 9 is a cross section taken along lines 9-9 of FIG. 4.

The broken lines depicting part of a silicone watch in FIGS. 8 and 9 are keys for retaining a watch movement and are for illustrative purposes only and form no part of the claimed design.

1 Claim, 5 Drawing Sheets

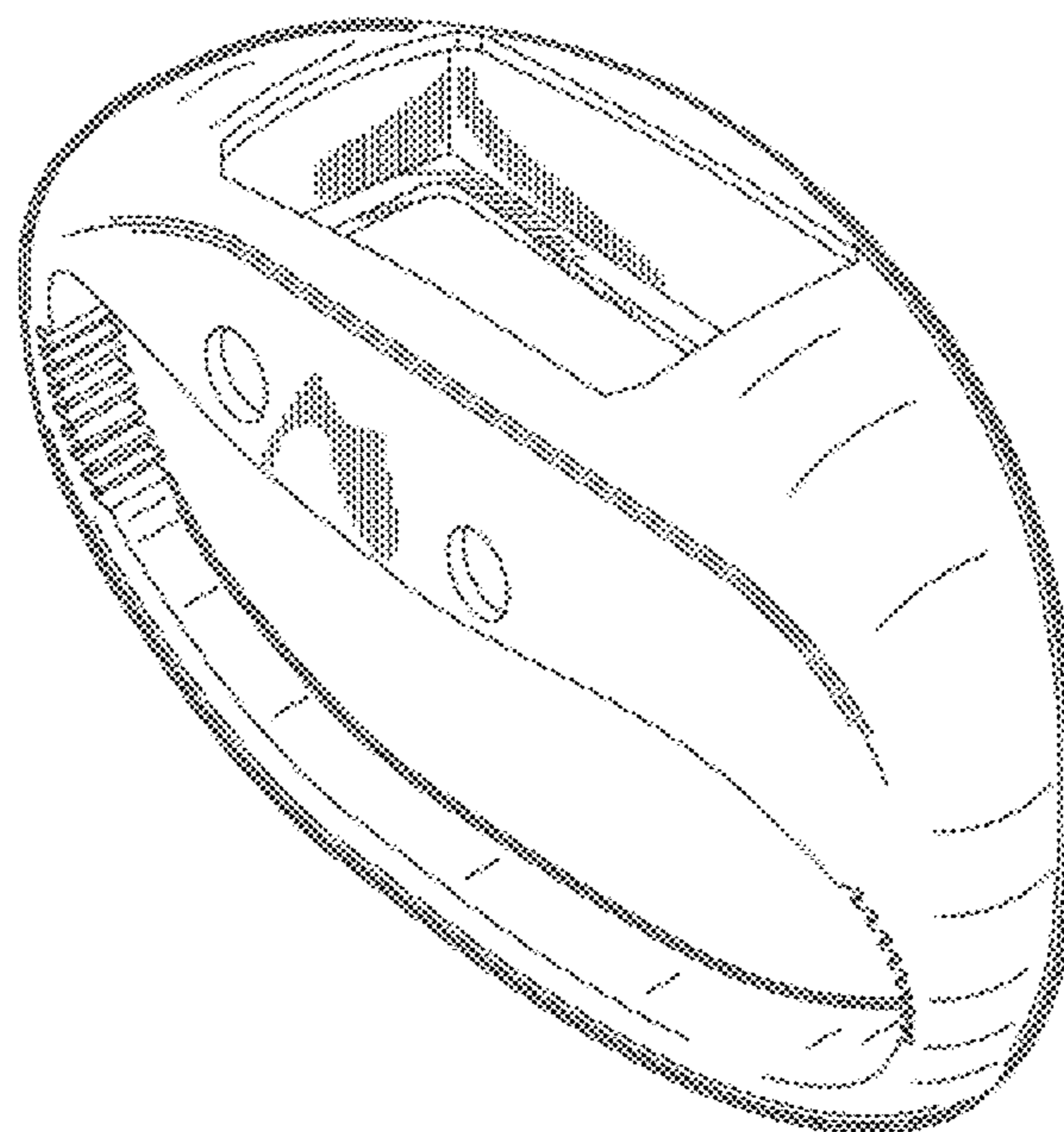


FIG. 1

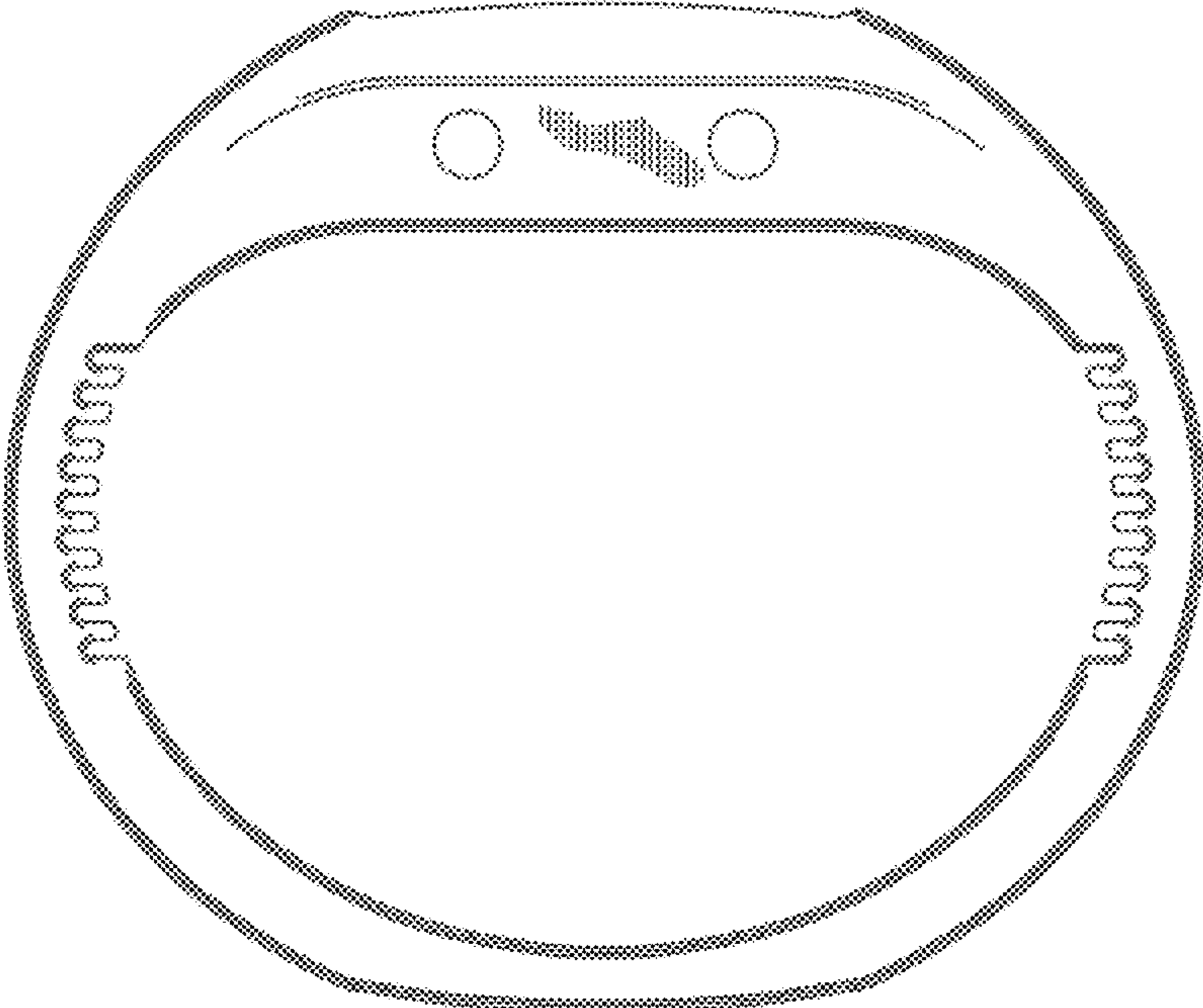


FIG. 2

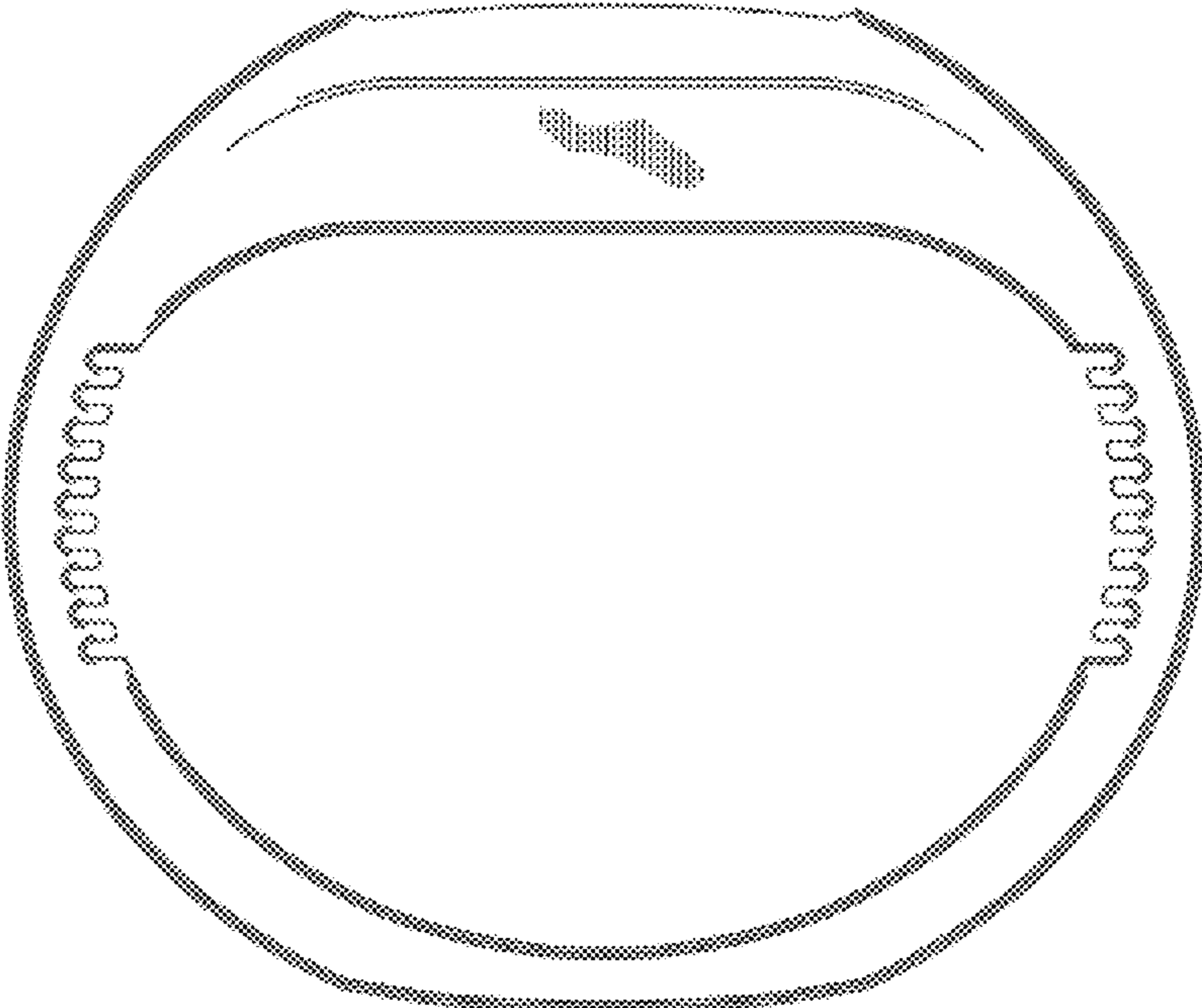


FIG. 3

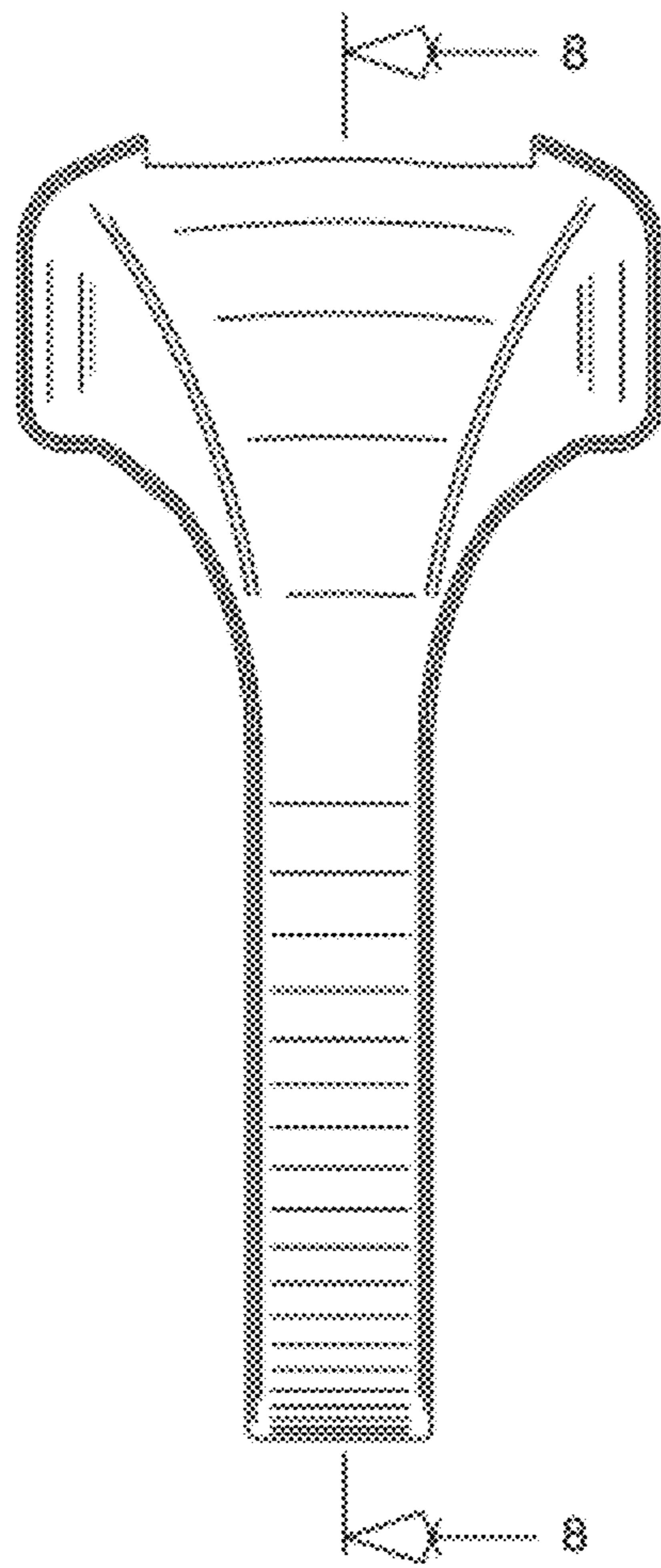


FIG. 4

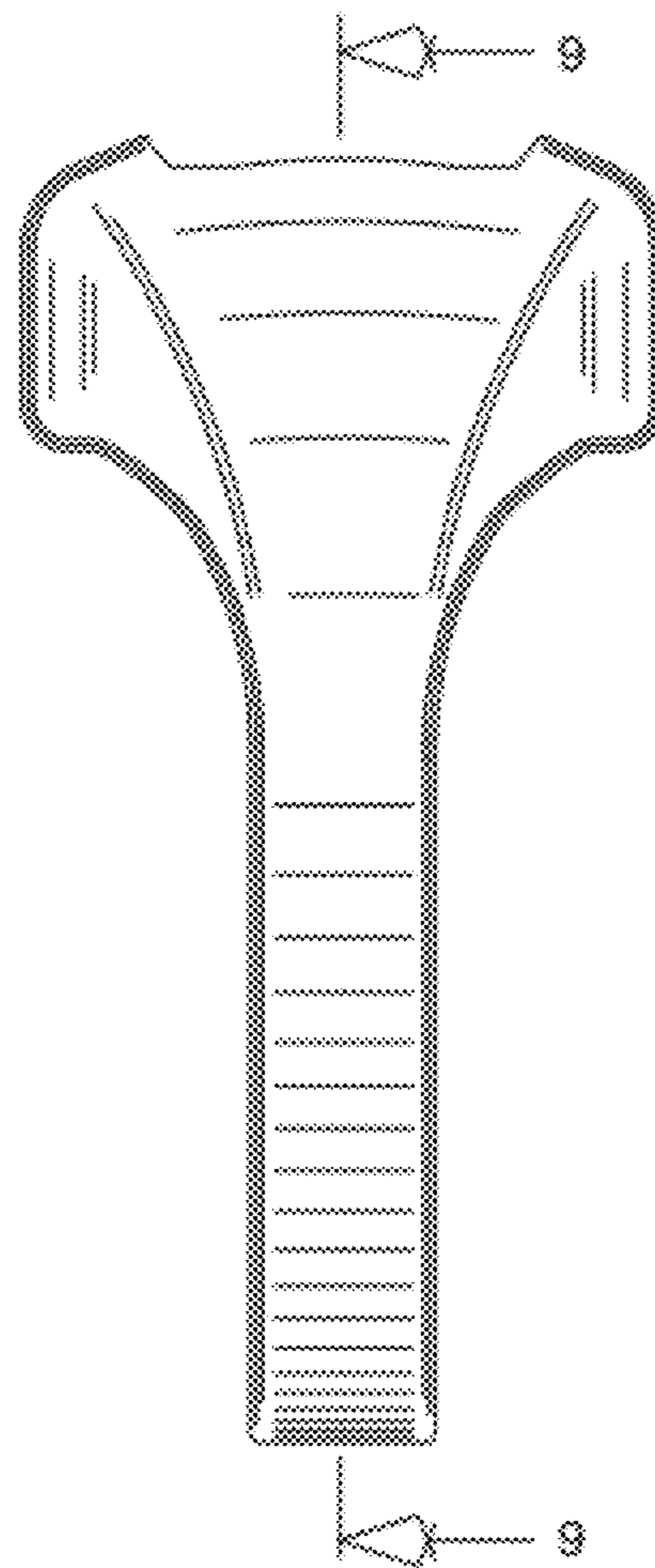


FIG. 5

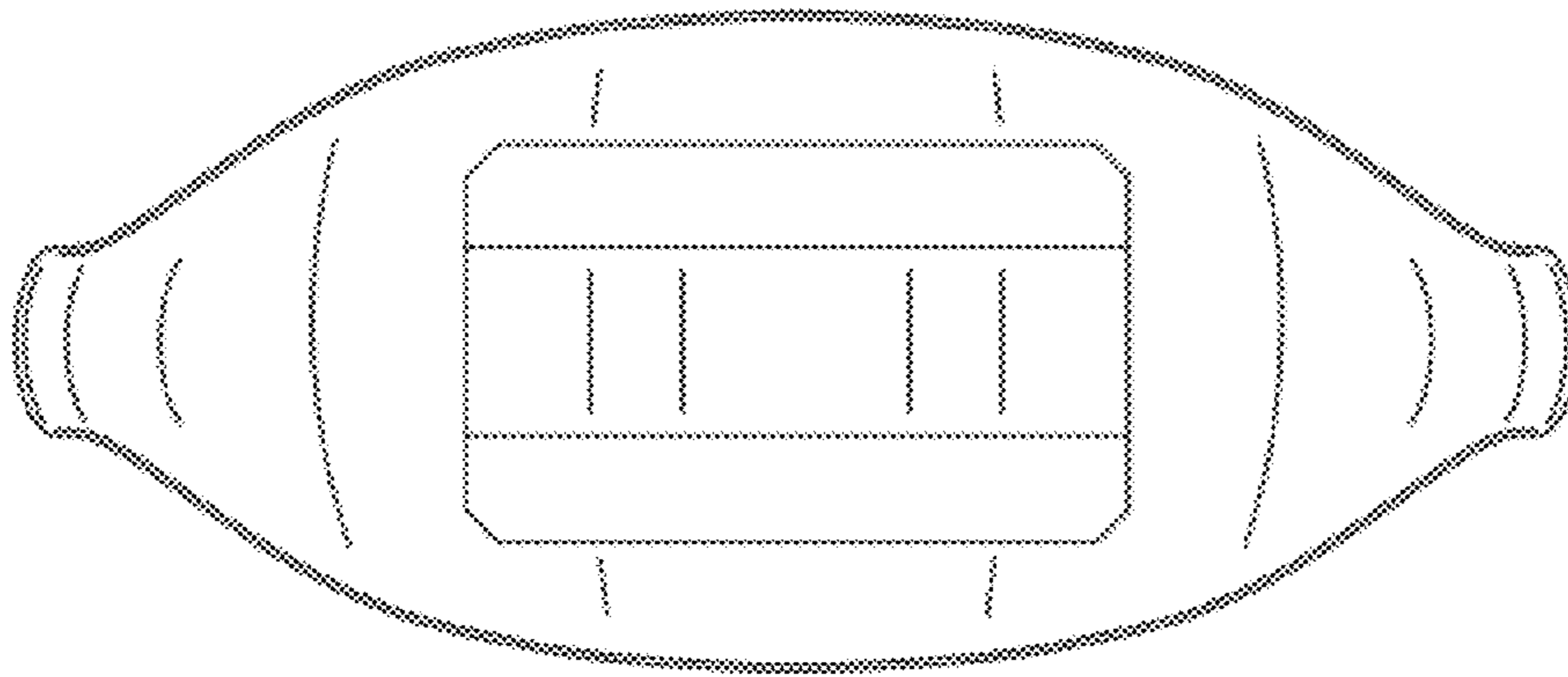


FIG. 6

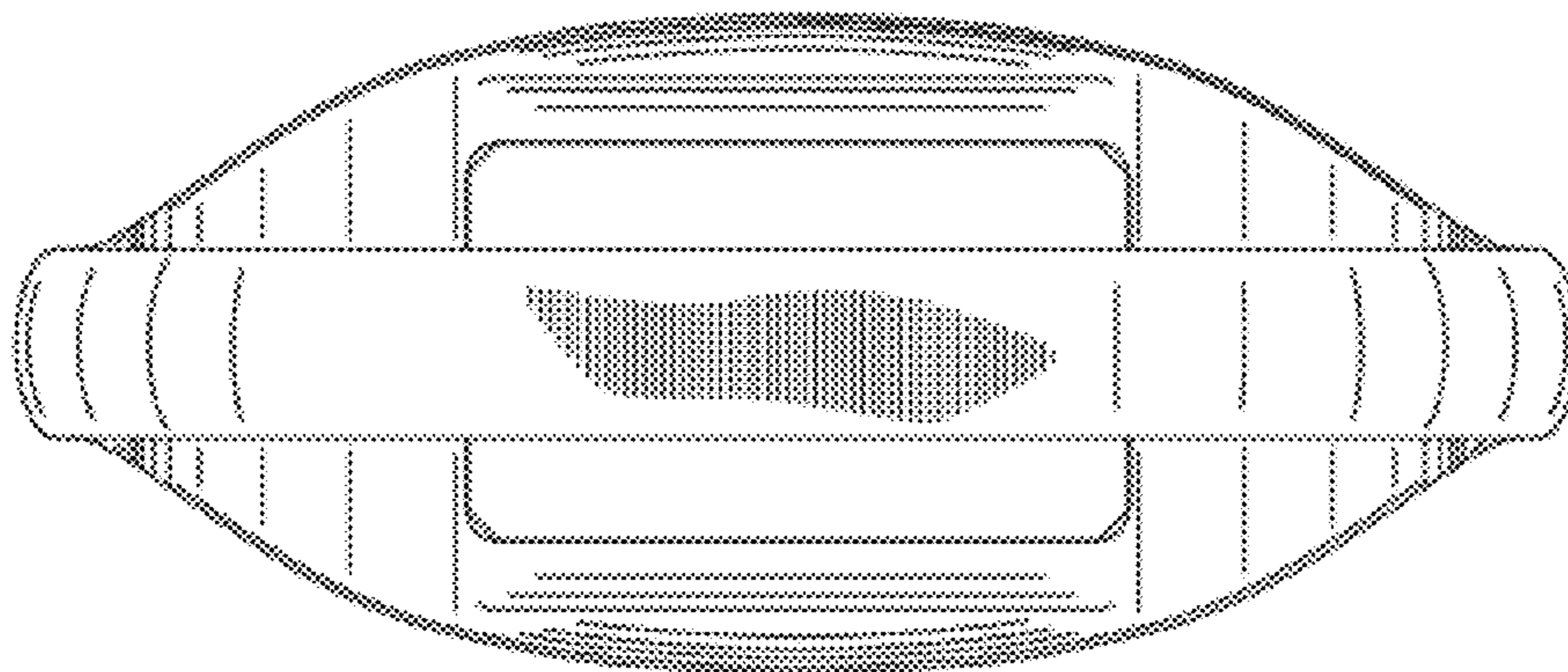


FIG. 7

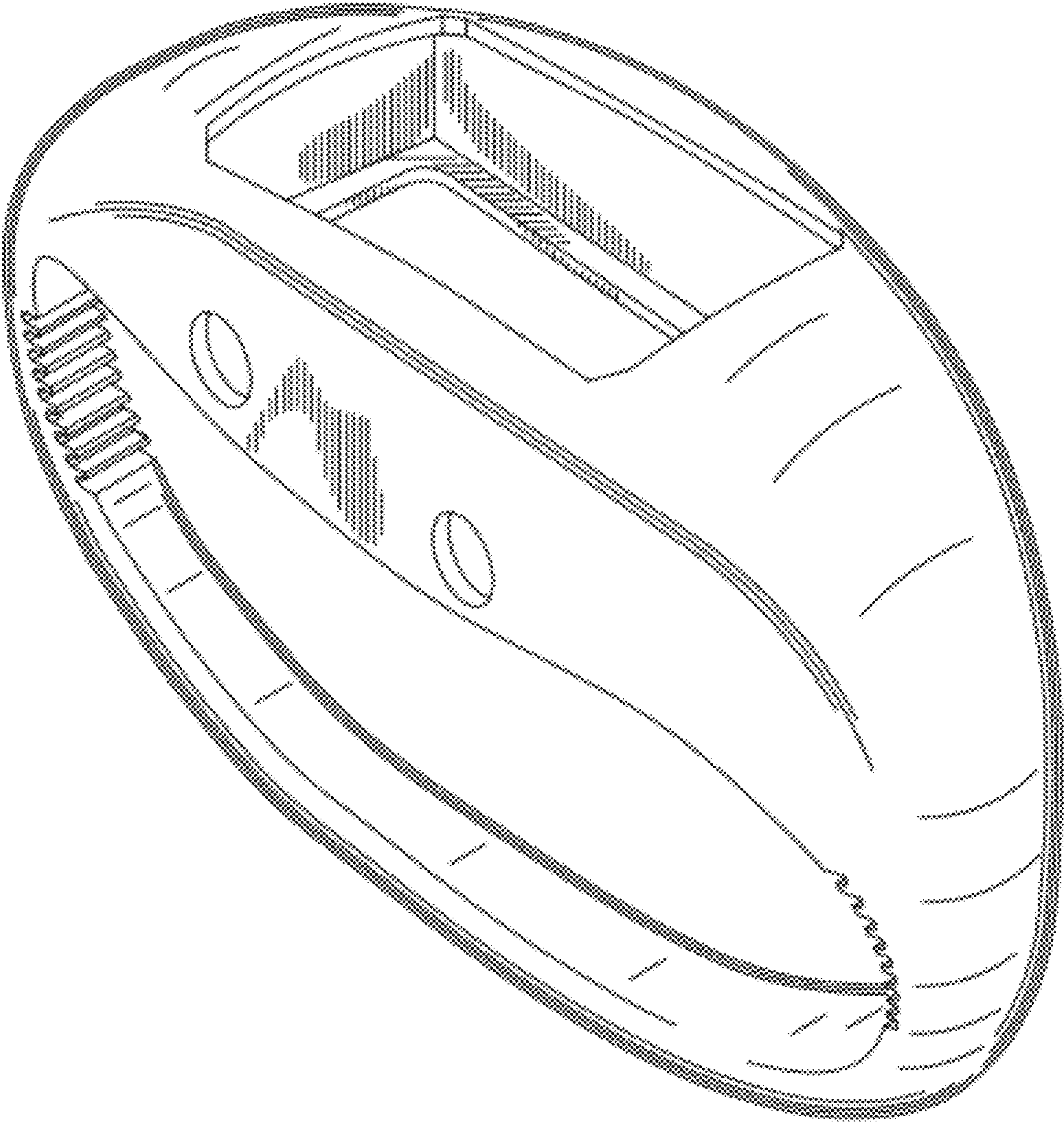


FIG. 8

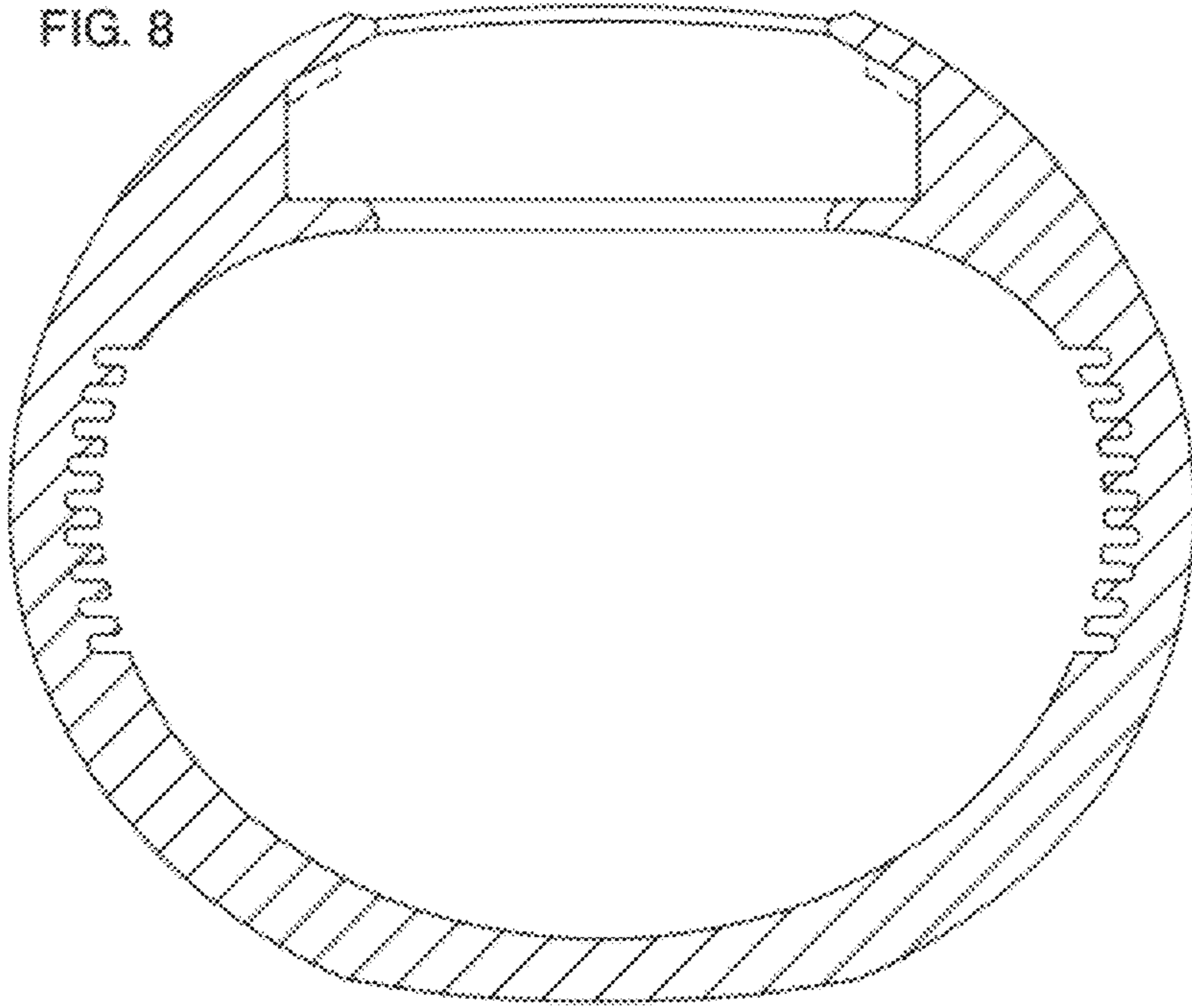


FIG. 9

