

US00D660180S

(12) **United States Design Patent**  
**Floyd et al.**

(10) **Patent No.:** **US D660,180 S**

(45) **Date of Patent:** **\*\* May 22, 2012**

(54) **CONTAINER**

(75) Inventors: **Brian Lee Floyd**, Cincinnati, OH (US);  
**Ian Andrew Carnduff**, New York, NY  
(US); **Graham Clive Hufton**, New York,  
NY (US)

(73) Assignee: **The Gillette Company**, Boston, MA  
(US)

(\*\*) Term: **14 Years**

(21) Appl. No.: **29/355,003**

(22) Filed: **Feb. 1, 2010**

(51) **LOC (9) Cl.** ..... **09-01**

(52) **U.S. Cl.** ..... **D9/718; D9/682; D9/723; D9/445**

(58) **Field of Classification Search** ..... D9/682,  
D9/686-688, 715, 718, 723, 435, 445, 453;  
D4/114, 127, 135; 222/394, 182, 402.1,  
222/459, 545, 564; 210/521; 239/337, 579  
See application file for complete search history.

(56) **References Cited**

U.S. PATENT DOCUMENTS

D21,179 S *	11/1891	Hardie	.....	D4/127
D33,992 S *	1/1901	Albright	.....	D4/127
D53,980 S *	11/1919	Behrman	.....	D4/127
2,537,872 A *	1/1951	Wright	.....	D4/114
D165,109 S *	11/1951	Petrosky	.....	D4/114
2,756,908 A *	7/1956	Miller	.....	D4/114
D205,127 S *	6/1966	Dykes, Jr.	.....	D4/114
D276,480 S *	11/1984	Nigro	.....	D4/127

D324,776 S *	3/1992	Griffin et al.	.....	D4/114
D395,597 S *	6/1998	Lamb	.....	D9/688
D442,369 S *	5/2001	Damiano	.....	D4/127
D465,409 S *	11/2002	Marandin	.....	D9/686
D516,919 S *	3/2006	Sakai et al.	.....	D9/715
D525,145 S *	7/2006	Davis et al.	.....	D9/723
D527,652 S *	9/2006	Davis et al.	.....	D9/723
D583,253 S *	12/2008	Yamamoto	.....	D9/687
D583,678 S *	12/2008	Yamamoto	.....	D9/688
D610,021 S *	2/2010	Kinoshita et al.	.....	D9/686
D624,641 S *	9/2010	Boclet	.....	D9/686

\* cited by examiner

*Primary Examiner* — Dominic Simone

(74) *Attorney, Agent, or Firm* — Jay A. Krebs; Ronald T. Sia

(57) **CLAIM**

The ornamental design for a container, as shown and described.

**DESCRIPTION**

FIG. 1 is a front left side perspective view of a container showing our new design;

FIG. 2 is a side view of the container of FIG. 1;

FIG. 3 is another side view of the container of FIG. 1, opposite the side view shown in FIG. 2;

FIG. 4 is a front elevational view of the container of FIG. 1;

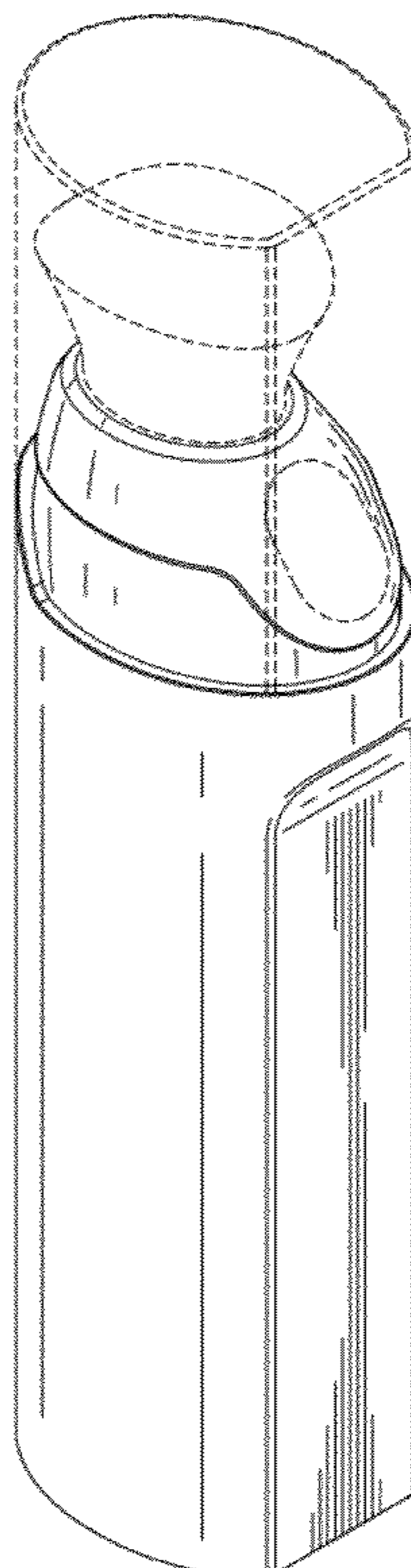
FIG. 5 is a rear elevational view of the container of FIG. 1;

FIG. 6 is a top plan view of the container of FIG. 1; and,

FIG. 7 is a bottom plan view of the container of FIG. 1.

The broken line showing of the closure and features of the container are for illustrative purposes only and form no part of the claimed design.

**1 Claim, 4 Drawing Sheets**



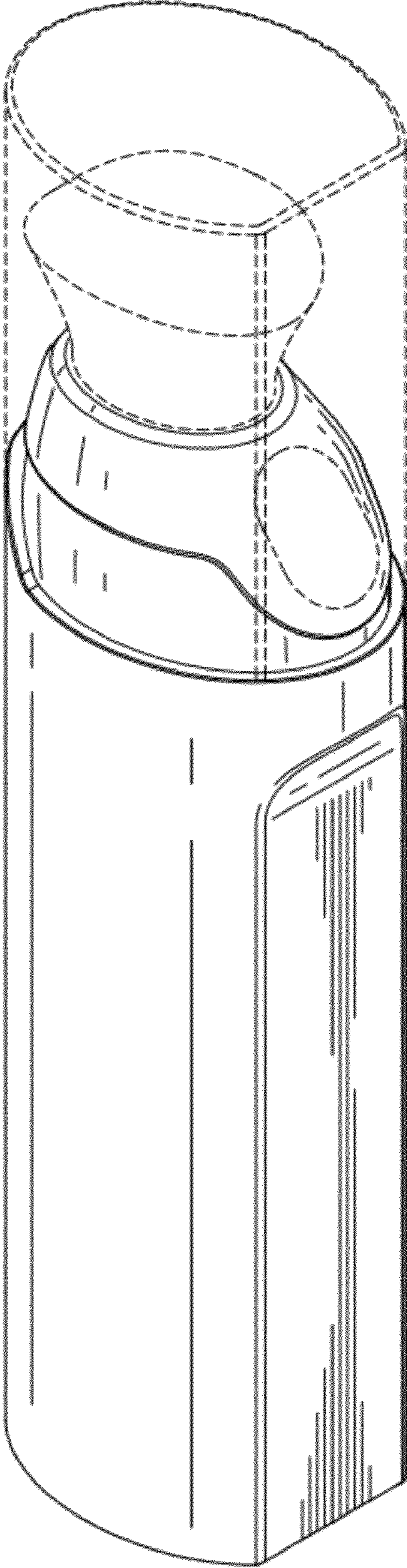


FIG. 1

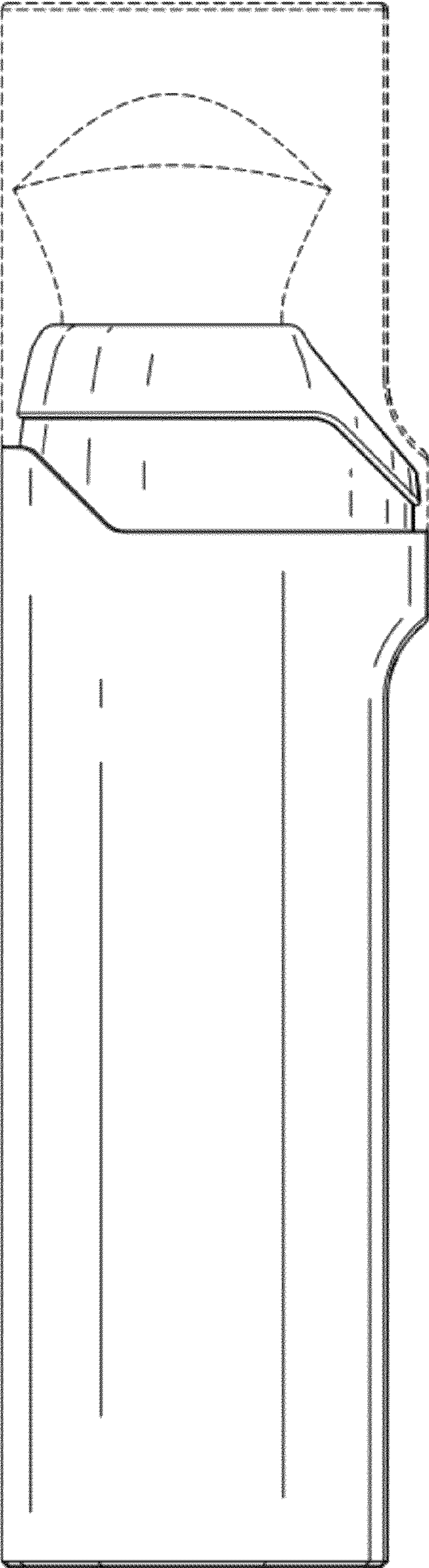


FIG. 2

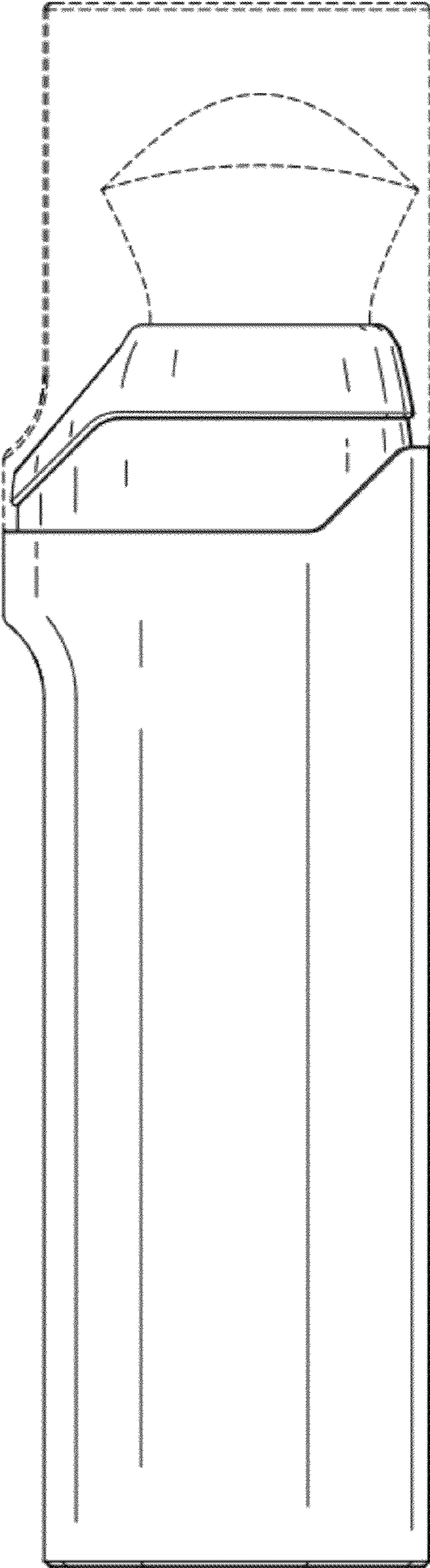


FIG. 3

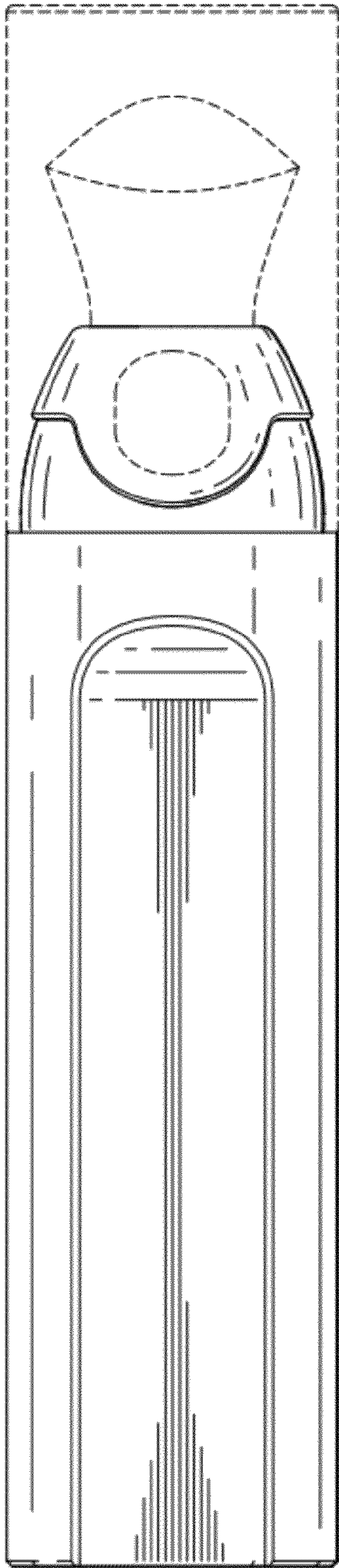


FIG. 4

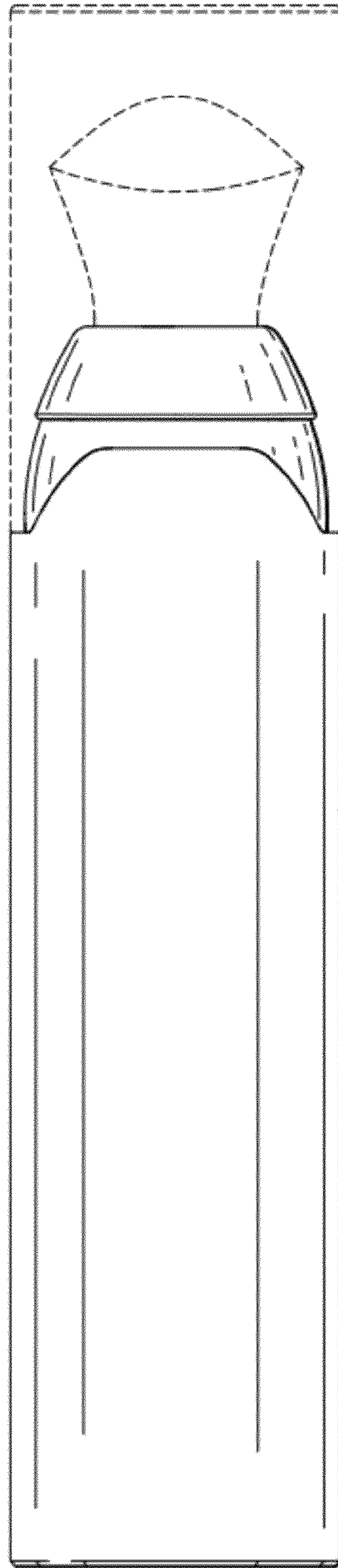


FIG. 5

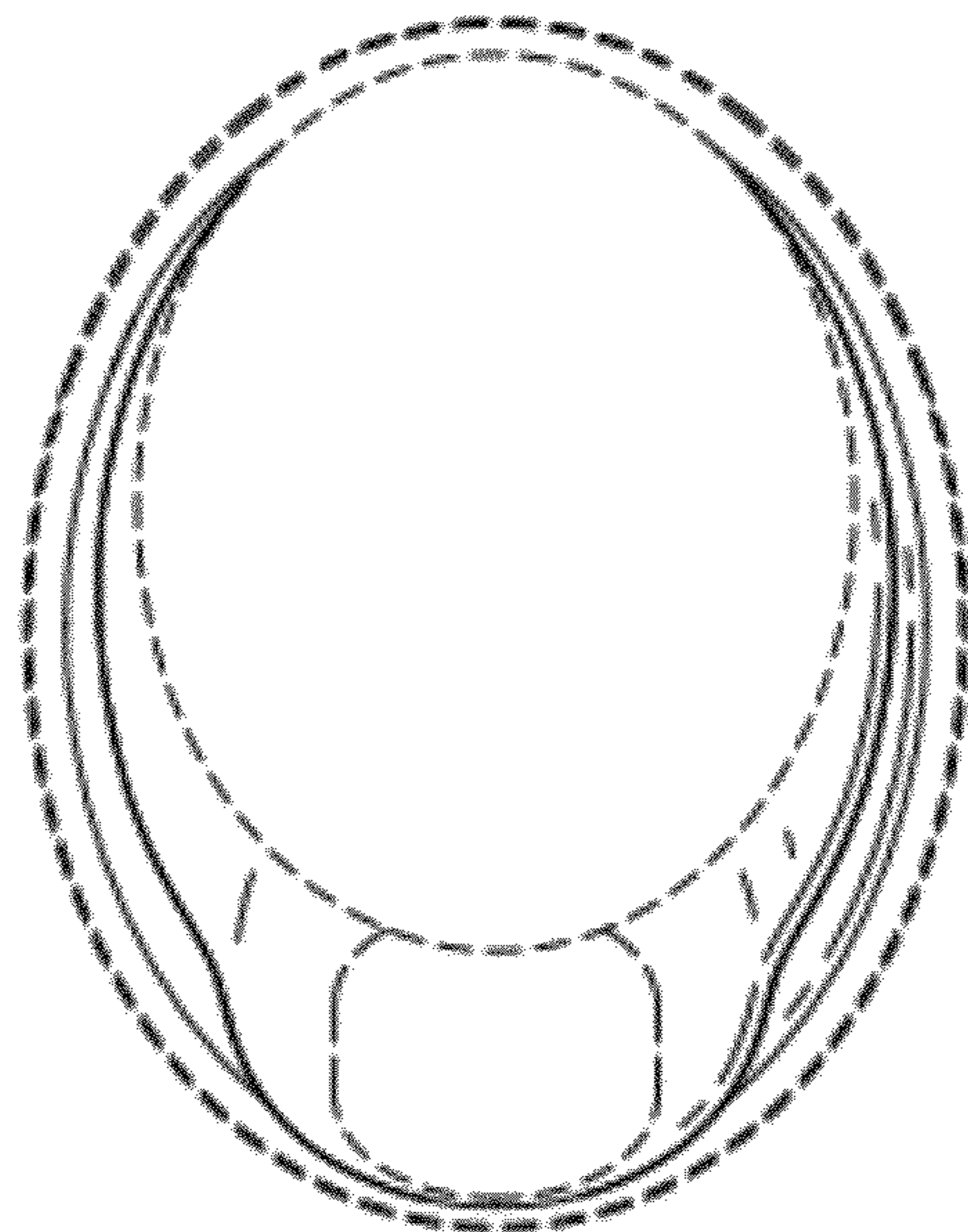


FIG. 6

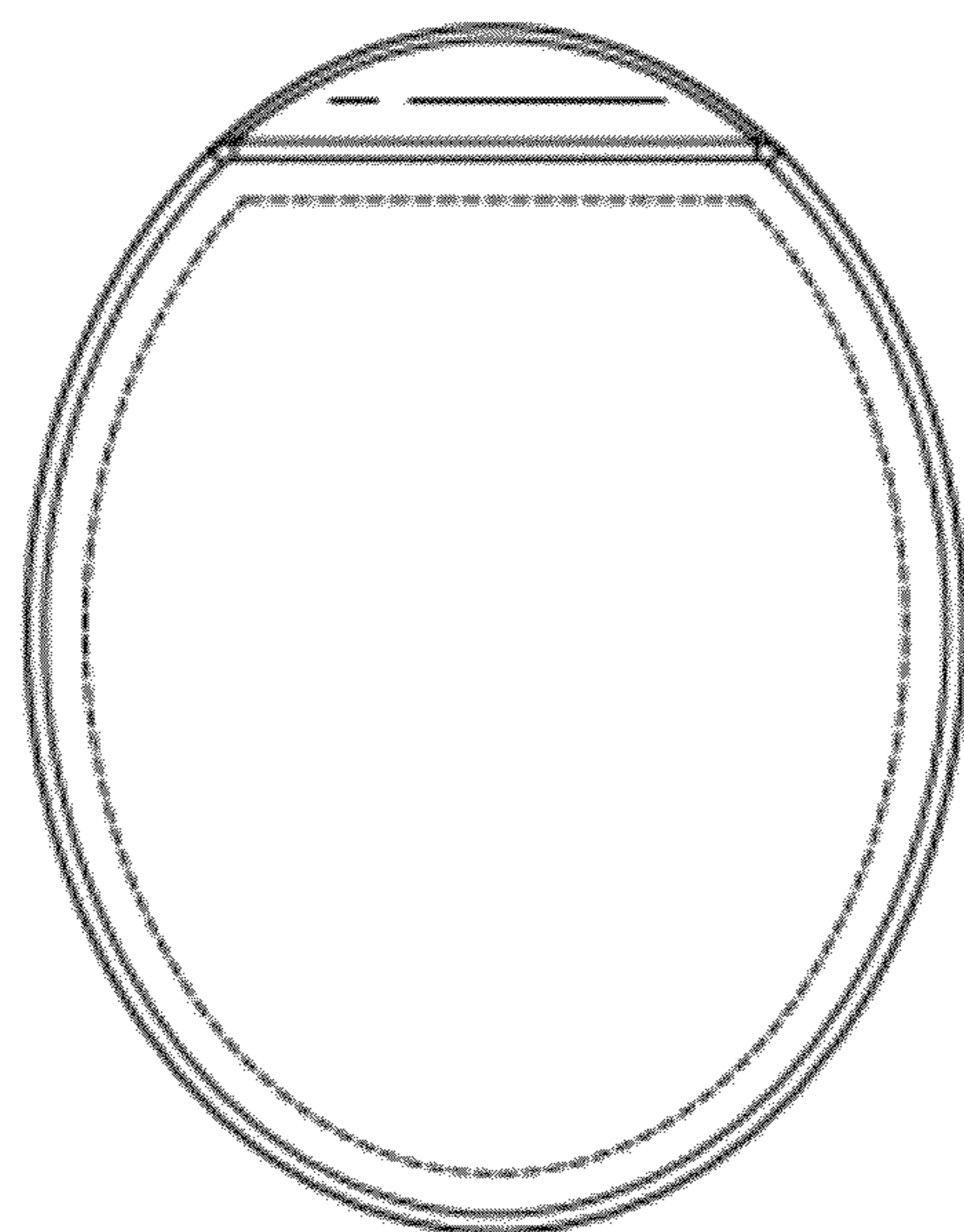


FIG. 7