

US00D660136S

(12) **United States Design Patent**  
**Jarowenko**

(10) **Patent No.:** **US D660,136 S**

(45) **Date of Patent:** **\*\* May 22, 2012**

(54) **CUSHION DEVICE**

(76) Inventor: **Anita L. Jarowenko**, Lancaster, PA  
(US)

(\*\*) Term: **14 Years**

(21) Appl. No.: **29/394,248**

(22) Filed: **Jun. 15, 2011**

(51) **LOC (9) Cl.** ..... **08-05**

(52) **U.S. Cl.** ..... **D8/374**

(58) **Field of Classification Search** ..... D8/374;  
248/346.01, 346.11; D7/624.1, 625  
See application file for complete search history.

(56) **References Cited**

**U.S. PATENT DOCUMENTS**

1,345,987	A	7/1920	Bocking	
1,861,095	A	5/1932	Schacht	
1,912,728	A	6/1933	Roe	
2,018,264	A	10/1935	Jones	
D114,551	S *	5/1939	Morgan	..... D7/624.1
2,195,817	A	4/1940	Johnson	
2,699,628	A	1/1955	Auer	
3,831,209	A	8/1974	Clingman	
4,723,322	A	2/1988	Shelby	
D309,805	S	8/1990	Shelby	
5,046,587	A	9/1991	Jones	
D335,000	S	4/1993	Johnson	
5,383,639	A	1/1995	Byard	

D371,958	S *	7/1996	Keaton	..... D8/374
D383,377	S *	9/1997	Sellers	..... D8/374
D396,255	S *	7/1998	Kotler	..... D21/710
D402,424	S	12/1998	Jackson	
D434,534	S	11/2000	Marasco	
D439,720	S	3/2001	Lemon et al.	
D444,441	S	7/2001	Bennett, Jr.	
D472,679	S	4/2003	Burington	
D517,401	S *	3/2006	Carnevali	..... D8/374

**FOREIGN PATENT DOCUMENTS**

GB 1360471 7/1974

\* cited by examiner

*Primary Examiner* — Holly Baynham

(74) *Attorney, Agent, or Firm* — Shlesinger, Arkwright & Garvey LLP

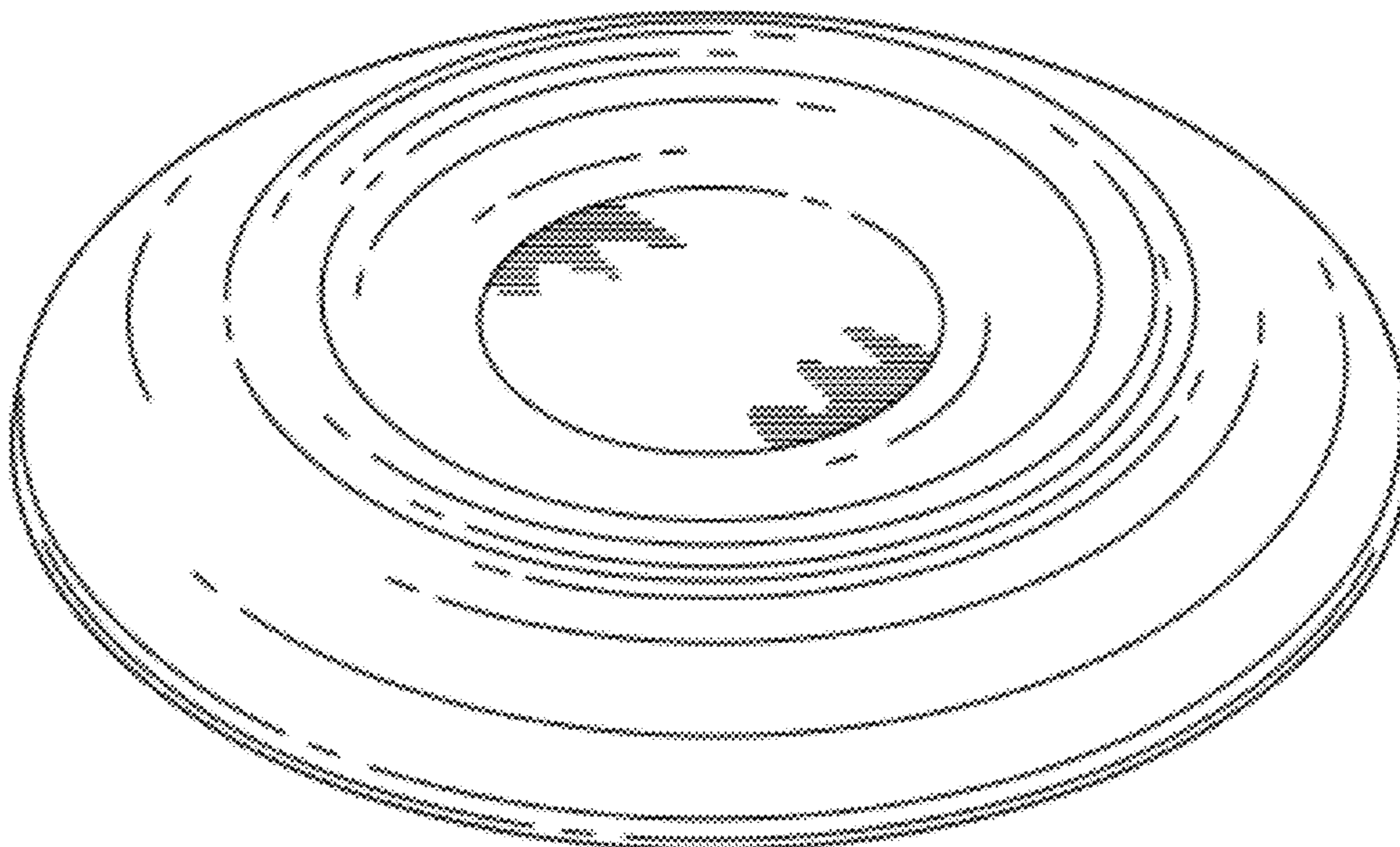
(57) **CLAIM**

The ornamental design for a cushion device, as shown and described.

**DESCRIPTION**

FIG. 1 is a front perspective view of cushion device according to my new design;  
FIG. 2 is top plan view of FIG. 1;  
FIG. 3 is bottom plan view of FIG. 1;  
FIG. 4 is a side elevation view of FIG. 1; and,  
FIG. 5 is a cross-sectional view taken along lines 5-5 of FIG. 2.

**1 Claim, 2 Drawing Sheets**



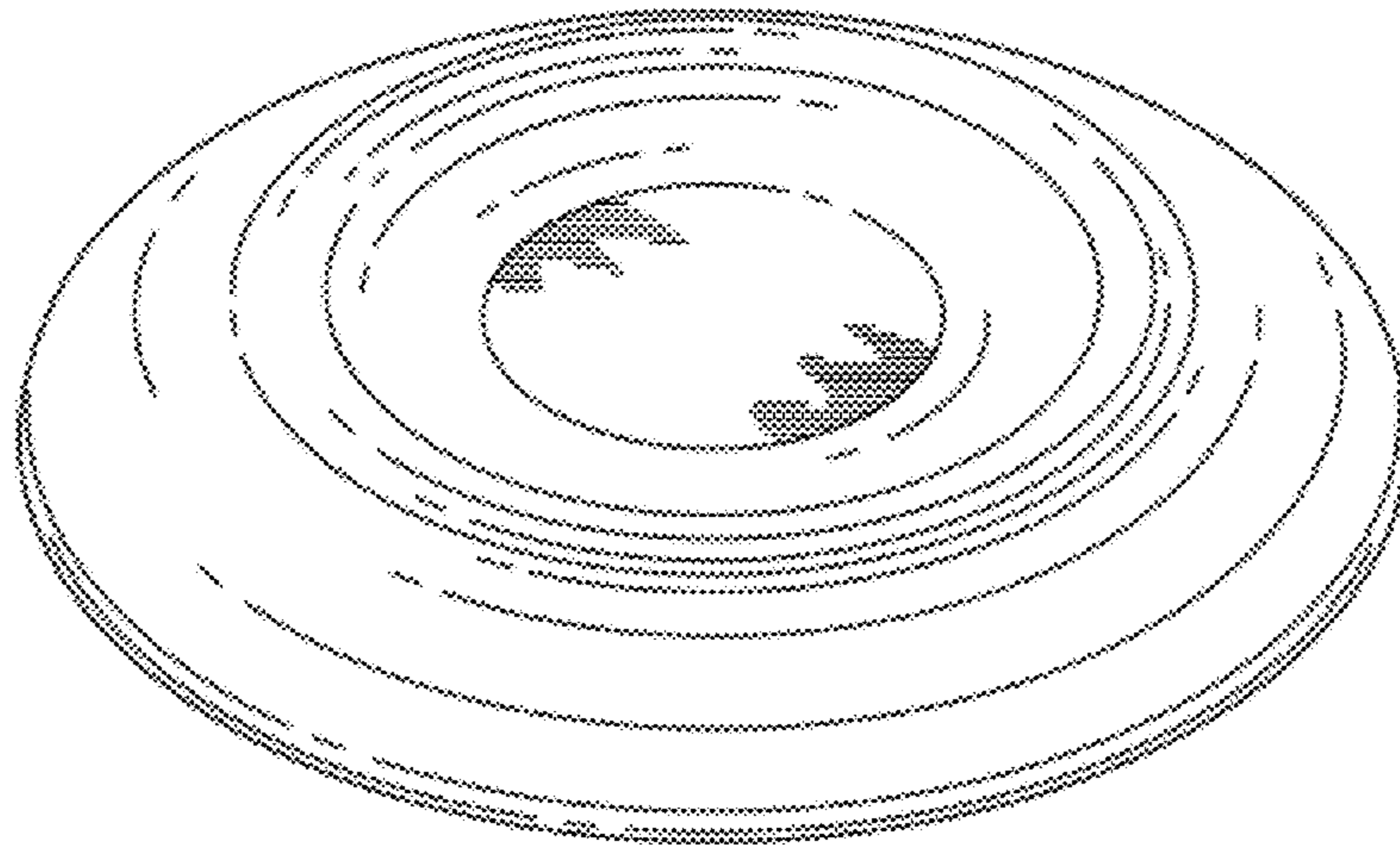


FIG. 1

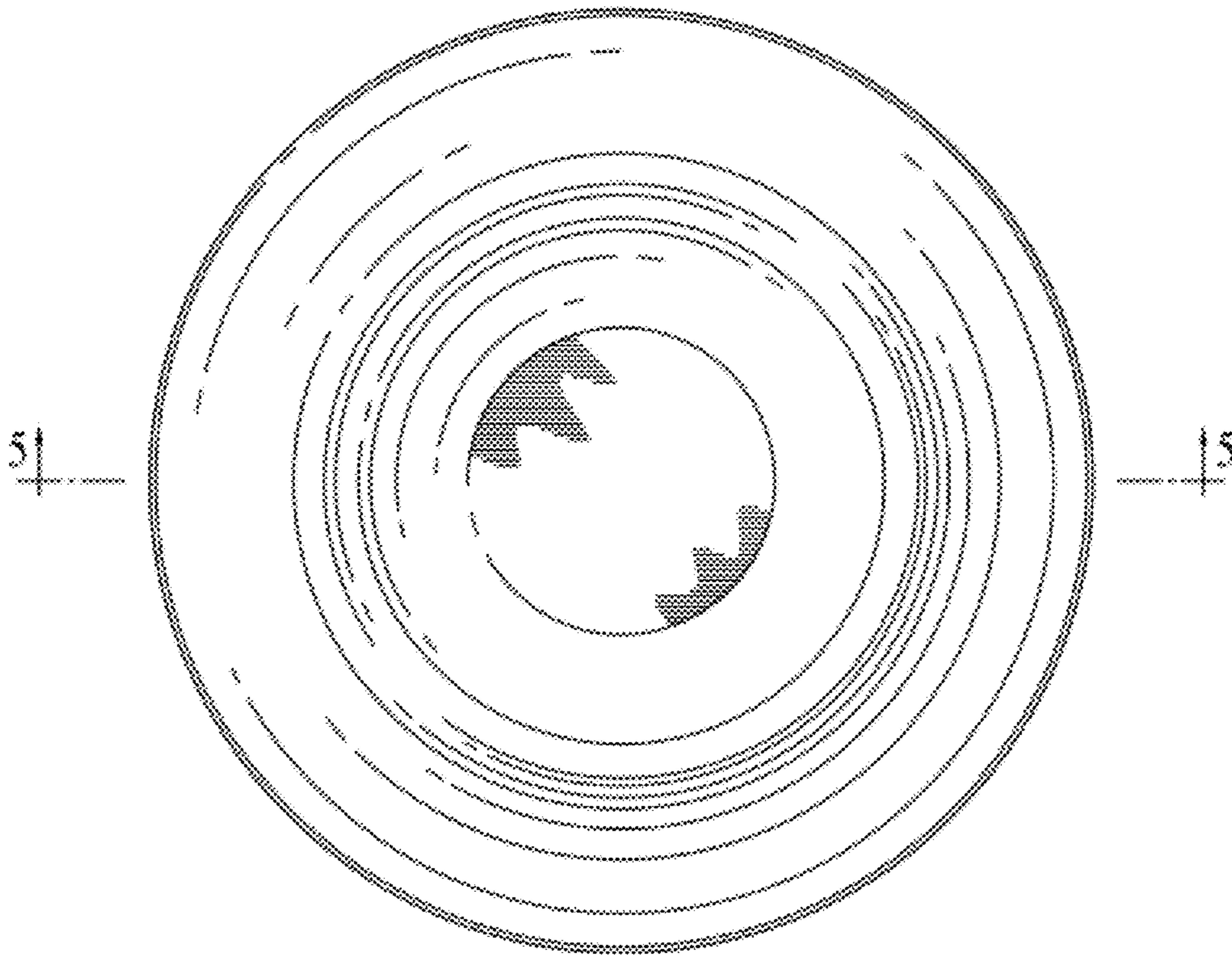


FIG. 2

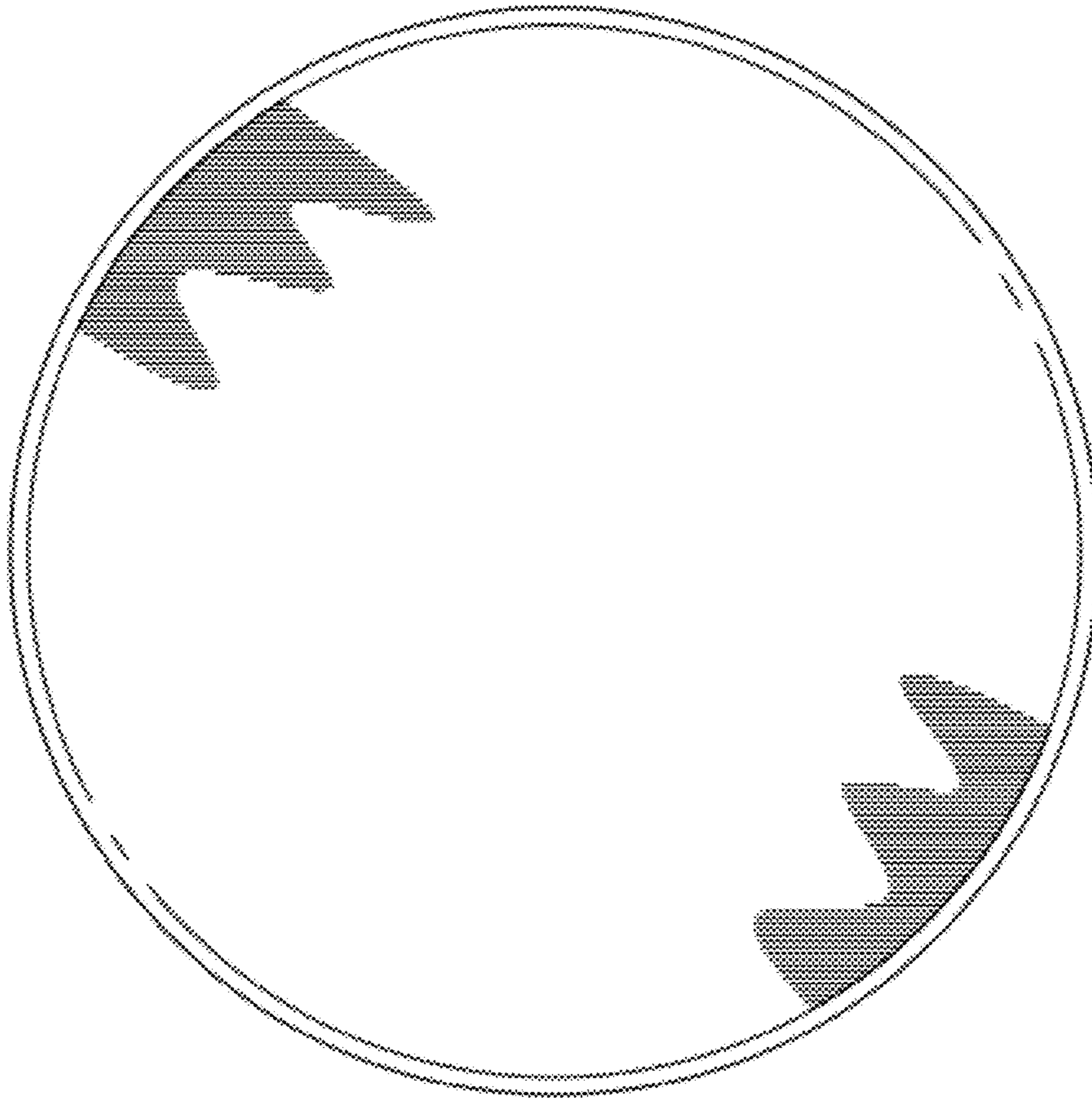


FIG. 3




FIG. 4

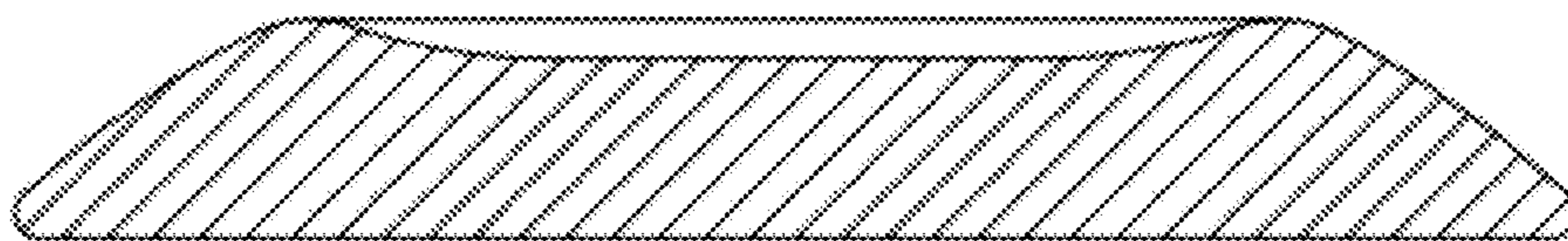


FIG. 5