



US00D660110S

(12) **United States Design Patent**
Yang et al.

(10) **Patent No.:** **US D660,110 S**

(45) **Date of Patent:** **** *May 22, 2012**

(54) **WRENCH**

(75) Inventors: **Chen Hao Yang**, Taichung (TW);
Ching-Yuan Ho, Taichung (TW)

(73) Assignee: **DaNaHer Tool Limited, Taiwan**
Branch, Taichung (TW)

(*) Notice: This patent is subject to a terminal disclaimer.

(**) Term: **14 Years**

(21) Appl. No.: **29/371,603**

(22) Filed: **May 10, 2011**

(51) **LOC (9) Cl.** **08-05**

(52) **U.S. Cl.** **D8/28; D8/25**

(58) **Field of Classification Search** D8/21-29,
D8/354, 107; 81/60, 177.1, 177.85, 121.1,
81/124.3, 165-170, 110.1, 176.2, 124.6,
81/176.1, 176.15, 177.2, 186; 16/110.1;
D15/144.1, 143; 219/75, 227, 229, 121.16,
219/121.18

See application file for complete search history.

(56) **References Cited**

U.S. PATENT DOCUMENTS

D359,212 S * 6/1995 Skiba D8/28
5,850,767 A * 12/1998 Newman 81/58.3
5,880,767 A * 3/1999 Liu 347/251

6,055,890 A * 5/2000 Lim 81/186
D441,625 S * 5/2001 Chen D8/28
D459,960 S * 7/2002 Wei D8/25
D476,868 S * 7/2003 Wright et al. D8/28
D486,367 S * 2/2004 Tillet D8/28
D506,371 S * 6/2005 Hsien D8/27
D597,389 S * 8/2009 Davidson D8/27
2007/0028725 A1 * 2/2007 Chervenak et al. 81/165
2009/0271929 A1 * 11/2009 Adams et al. 7/144

* cited by examiner

Primary Examiner — Raphael Barkai

Assistant Examiner — Randall Gholson

(74) *Attorney, Agent, or Firm* — Stites & Harbison PLLC;
Juan Carlos A. Marquez, Esq.

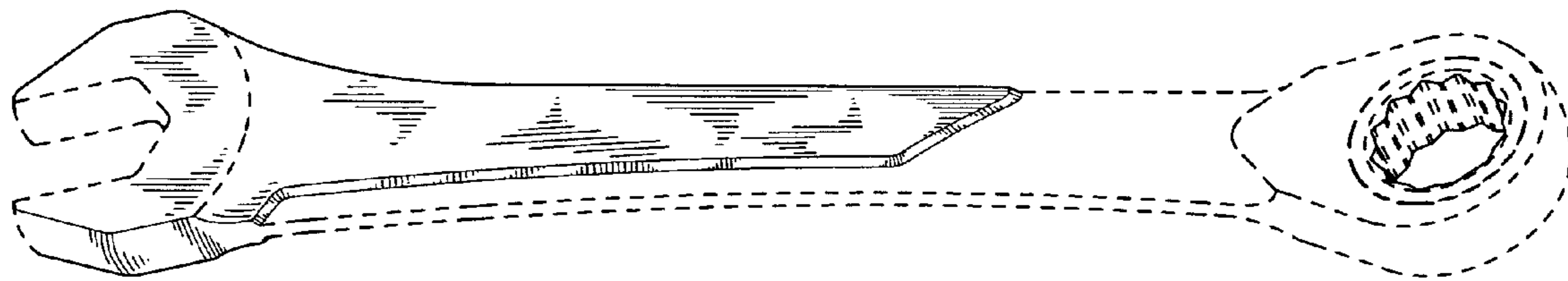
(57) **CLAIM**

The ornamental design for a wrench, as shown and described.

DESCRIPTION

FIG. 1 is a perspective view of a wrench;
FIG. 2 is a front plan view of FIG. 1;
FIG. 3 is a back plan view of FIG. 1;
FIG. 4 is a top plan view FIG. 1;
FIG. 5 is a bottom plan view FIG. 1;
FIG. 6 is a left plan view of a FIG. 1; and,
FIG. 7 is a right plan view of FIG. 1.
The broken lines shown in the drawings are included for the purpose of illustrating environment and form no part of the claimed design.

1 Claim, 3 Drawing Sheets



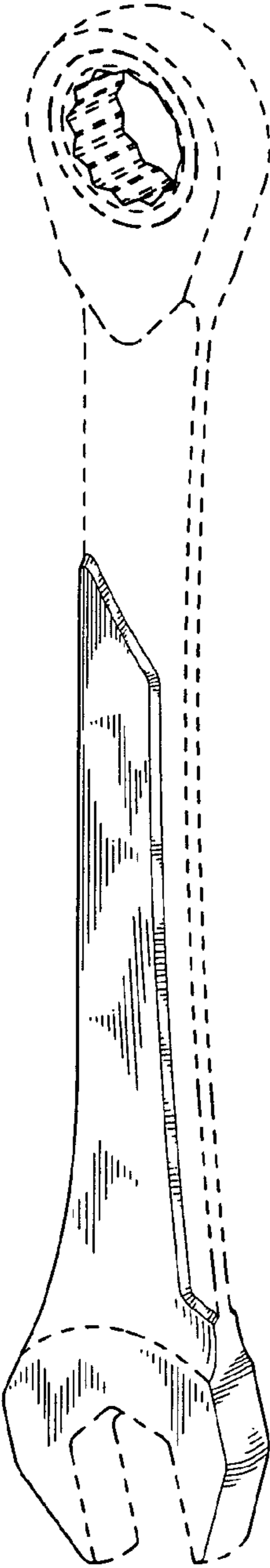


FIG. 1

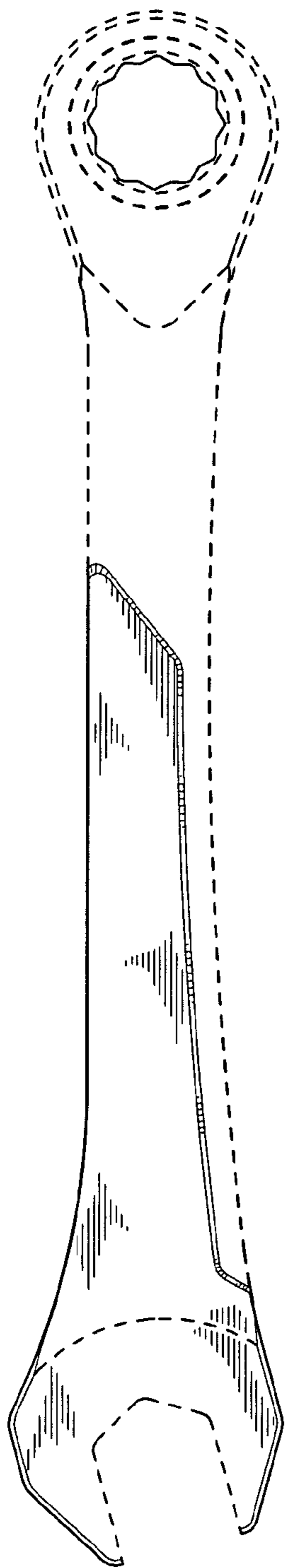


FIG. 2

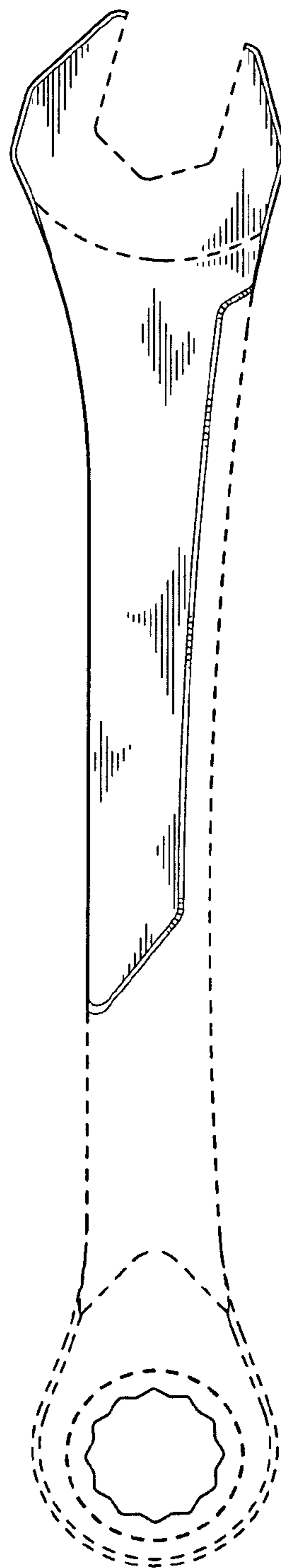


FIG. 3

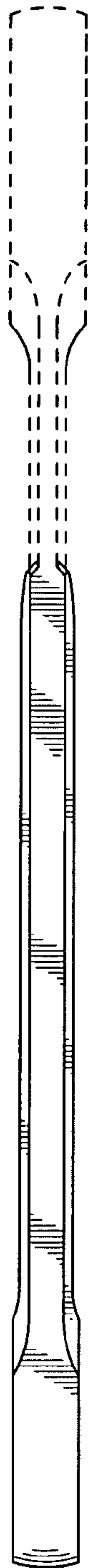


FIG. 4

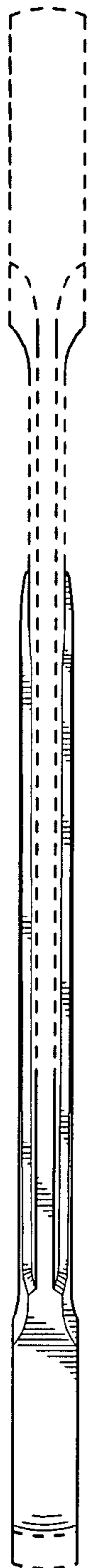


FIG. 5

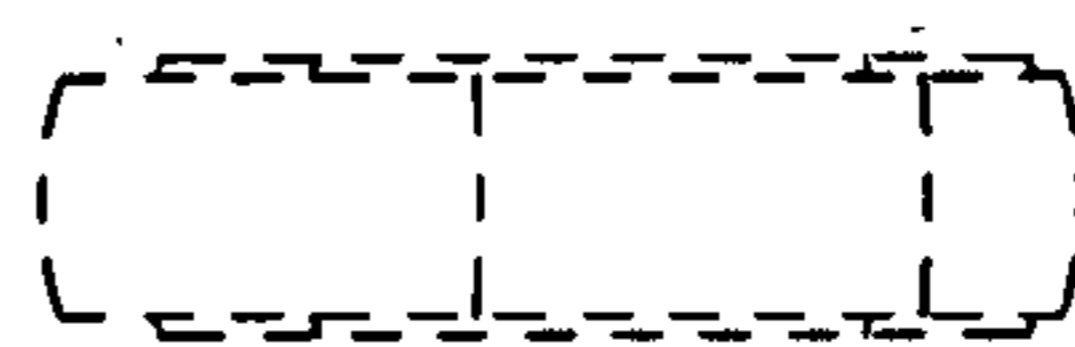


FIG. 6



FIG. 7