

US00D660094S

(12) **United States Design Patent**
Kyung

(10) **Patent No.:** **US D660,094 S**
(45) **Date of Patent:** **** May 22, 2012**

(54) **FOOD CONTAINER**

(75) Inventor: **Kim Deok Kyung**, Seoul (KR)

(73) Assignee: **Sam Kwang Glass Co., Ltd**, Seoul (KR)

(**) Term: **14 Years**

(21) Appl. No.: **29/399,602**

(22) Filed: **Aug. 16, 2011**

(30) **Foreign Application Priority Data**

Feb. 16, 2011 (KR) 30-2011-0005961

(51) **LOC (9) Cl.** **07-07**

(52) **U.S. Cl.** **D7/629**

(58) **Field of Classification Search** D7/601,
D7/602, 629, 630, 538-542, 612-615, 584,
D7/586, 587; D9/424-432; D3/273; 229/107,
229/406, 120, 125.17; 220/669-673, 675,
220/574-575, 573.1, 660, 326, 236, 780-806,
220/4.21, 4.24, 288, 260

See application file for complete search history.

(56) **References Cited**

U.S. PATENT DOCUMENTS

D244,353	S	*	5/1977	Skjelby et al.	D9/425
D248,090	S	*	6/1978	Box	D7/615
4,412,630	A	*	11/1983	Daenen	220/792
6,415,947	B1	*	7/2002	Kim	220/788
D481,910	S	*	11/2003	Kim	D7/629
D493,073	S	*	7/2004	Kim	D7/629

6,793,096	B1	*	9/2004	Seok	220/788
D505,839	S	*	6/2005	Stanos et al.	D7/629
D544,762	S	*	6/2007	Zimmerman	D7/629
D618,516	S	*	6/2010	DiPietro et al.	D7/629
D651,477	S	*	1/2012	Nie	D7/629
2004/0084464	A1	*	5/2004	Koo	220/784
2005/0006390	A1	*	1/2005	Wang	220/326
2005/0035125	A1	*	2/2005	Bae	220/326

* cited by examiner

Primary Examiner — Terry Wallace

(74) *Attorney, Agent, or Firm* — Honigman Miller Schwartz and Cohn LLP

(57) **CLAIM**

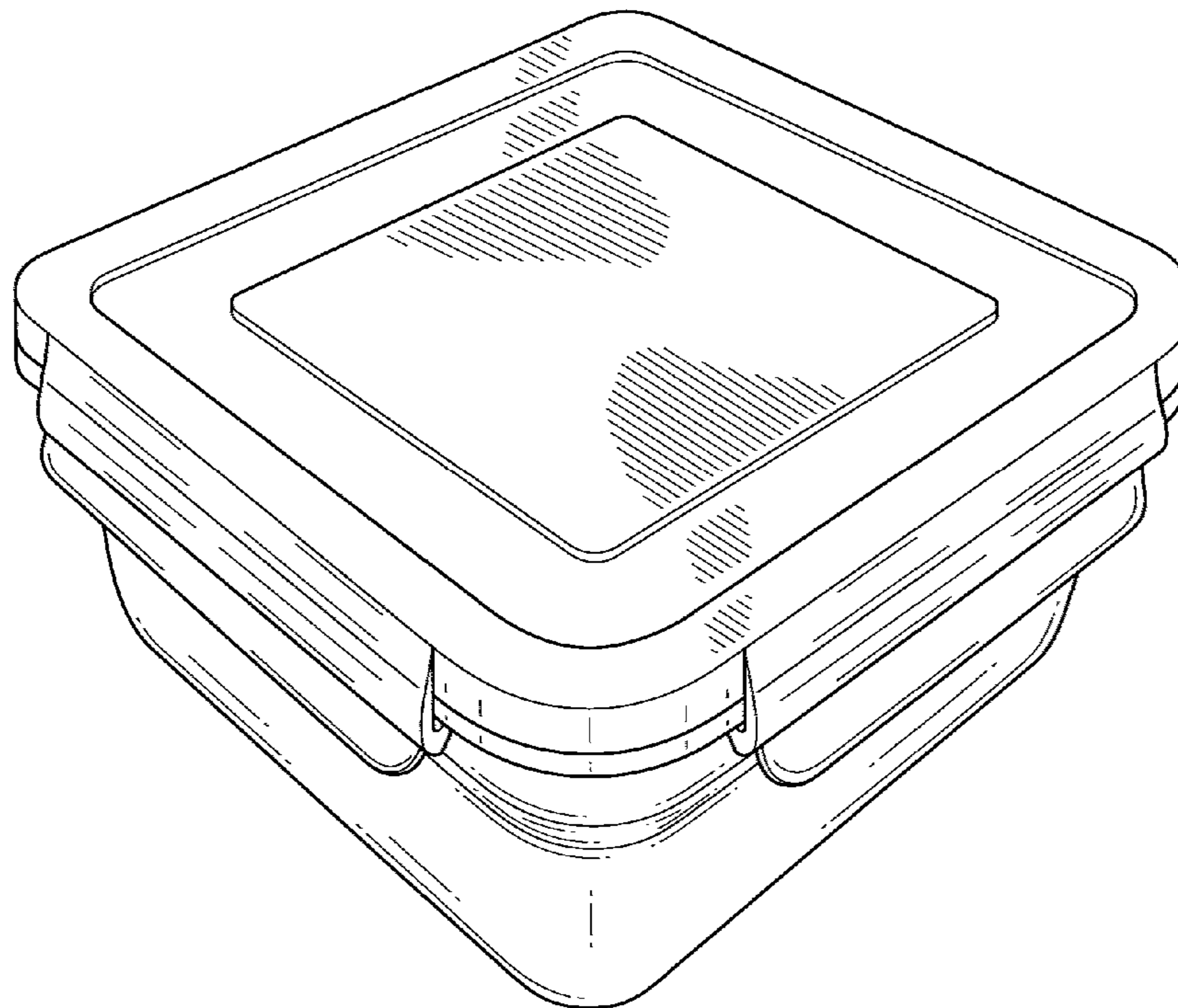
The ornamental design for a food container, as shown and described.

DESCRIPTION

FIG. 1 is a front perspective view of an embodiment of a food container according to the new design;
FIG. 2 is a front view of the food container shown in FIG. 1;
FIG. 3 is a back view of the food container shown in FIG. 1;
FIG. 4 is a right view of the food container shown in FIG. 1;
FIG. 5 is a left view of the food container shown in FIG. 1;
FIG. 6 is a top view of the food container shown in FIG. 1;
and,
FIG. 7 is a bottom view of the food container shown in FIG. 1.

The broken lines are for illustrative purposes and form no part of the present invention.

1 Claim, 7 Drawing Sheets



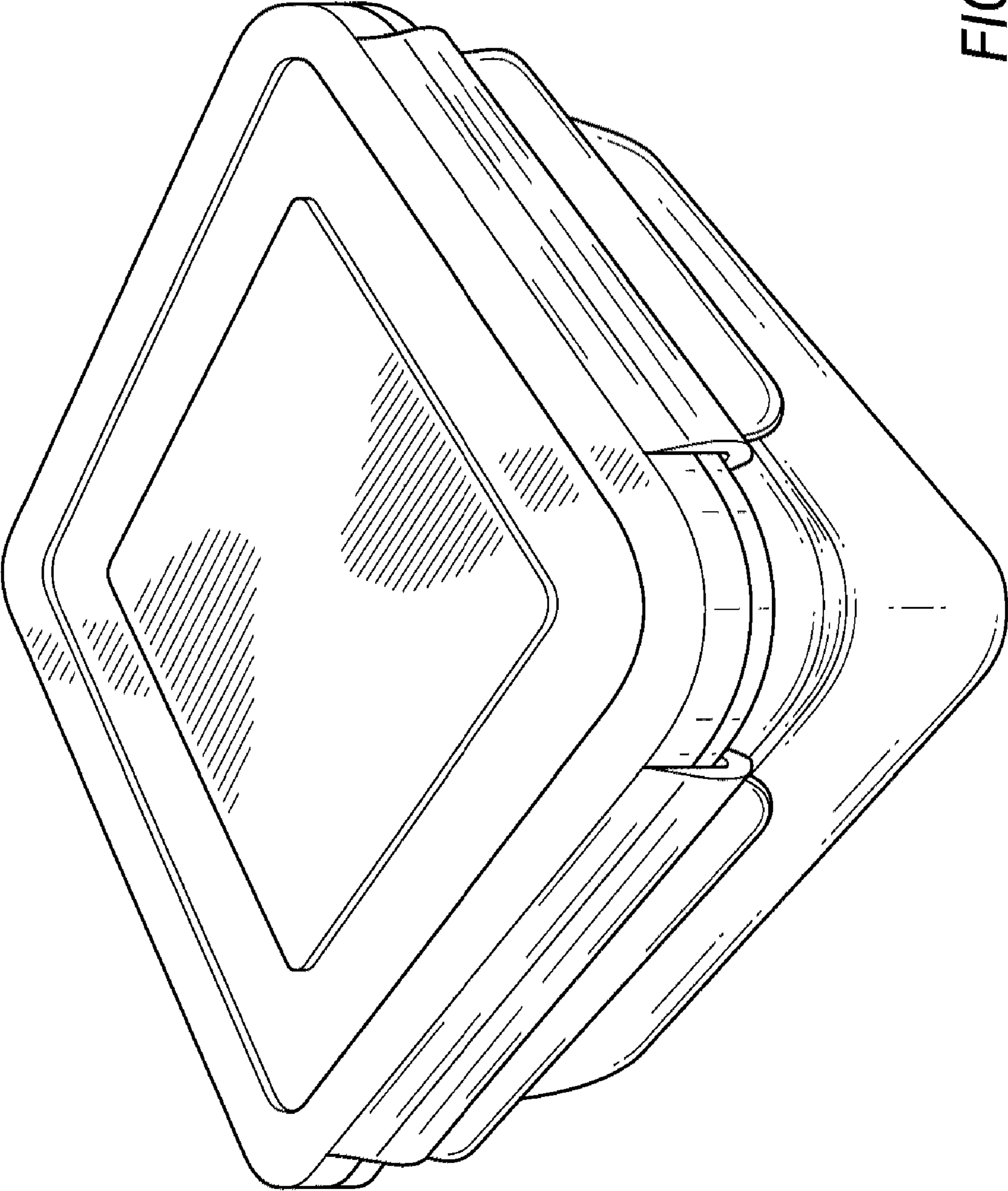


FIG. 1




FIG. 2




FIG. 3




FIG. 4




FIG. 5

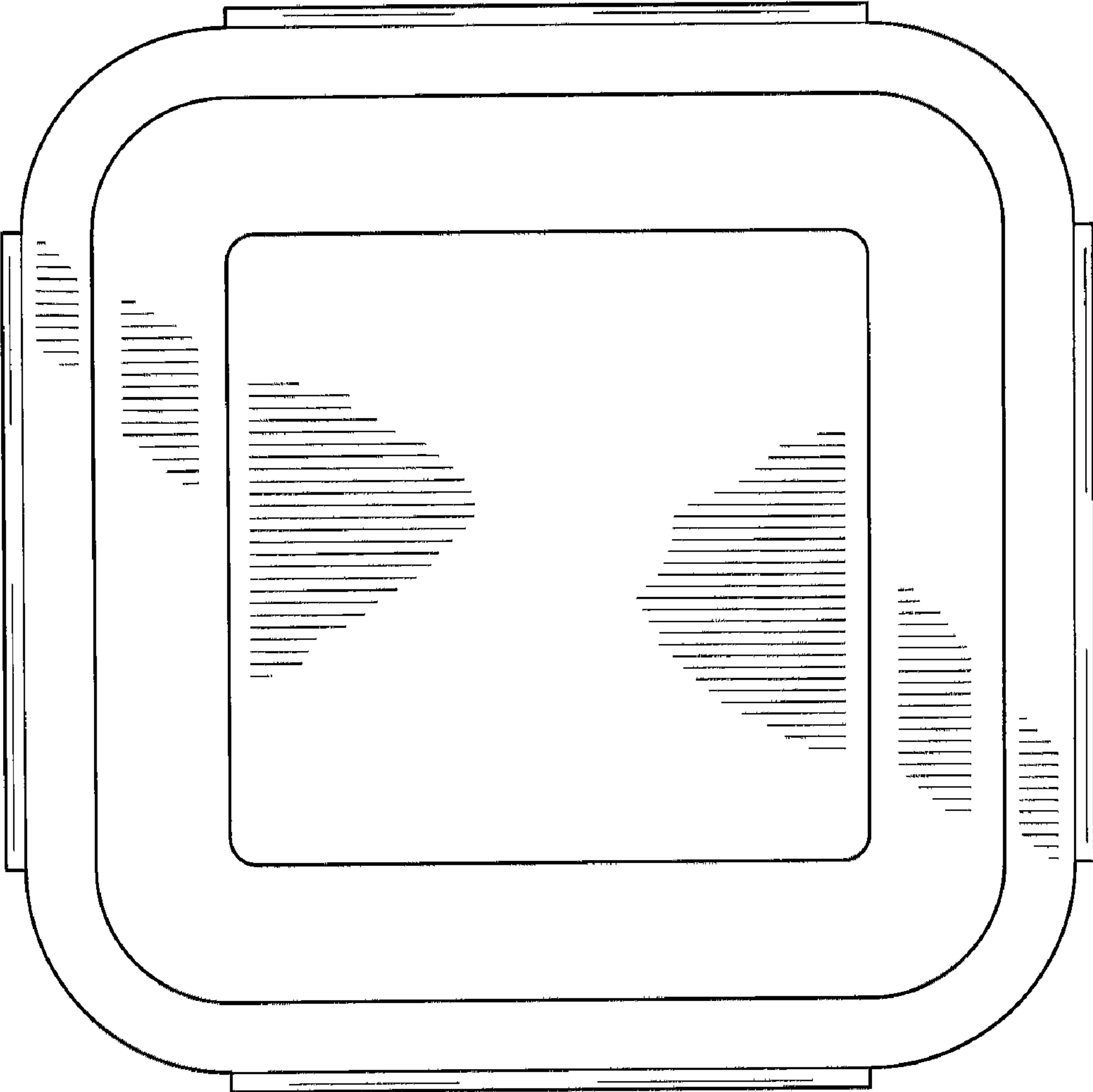


FIG. 6

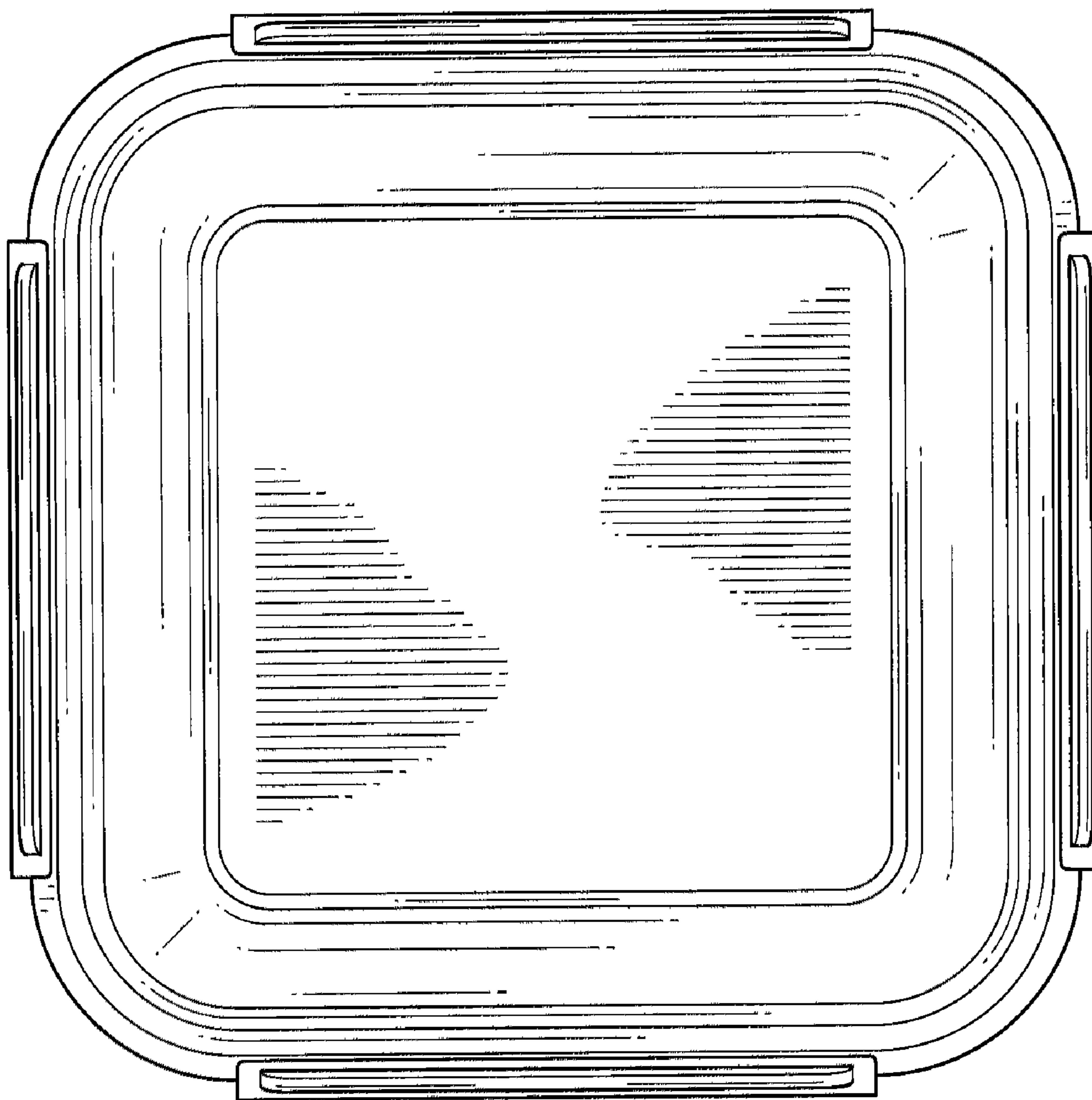


FIG. 7