

US00D660086S

(12) **United States Design Patent**
Buchman

(10) **Patent No.:** **US D660,086 S**

(45) **Date of Patent:** **** May 22, 2012**

(54) **COFFEE SERVICE TRAY**

(76) Inventor: **Barbara Buchman**, Red Bank, NJ (US)

(**) Term: **14 Years**

(21) Appl. No.: **29/408,954**

(22) Filed: **Dec. 19, 2011**

(51) **LOC (9) Cl.** **07-01**

(52) **U.S. Cl.** **D7/553.2**

(58) **Field of Classification Search** D7/505,
D7/553.1-553.3, 553.7, 549, 555, 601; D3/304,
D3/313; D9/736, 749; 206/561-565, 516,
206/555-557; 294/172

See application file for complete search history.

(56) **References Cited**

U.S. PATENT DOCUMENTS

D380,299 S *	7/1997	Schlaeger et al.	D3/310
D385,112 S *	10/1997	Birnbaum	D3/313
D385,920 S *	11/1997	Tisbo	D19/75
D436,500 S *	1/2001	Kearney	D7/553.5
D454,533 S *	3/2002	Benson	D12/425
D472,711 S *	4/2003	Chen	D3/313
D512,836 S *	12/2005	Marnell, II	D3/313
7,044,739 B2 *	5/2006	Matson	434/127
D537,633 S *	3/2007	Marnell, II	D3/313
D555,938 S *	11/2007	Brisco	D6/476
D563,176 S *	3/2008	Gruneisen, III	D7/553.2
D577,489 S *	9/2008	Debowiecki	D3/315
D591,534 S *	5/2009	Fojtasek	D6/476

D595,959 S *	7/2009	Wade et al.	D3/319
D600,504 S *	9/2009	Clark	D7/553.5
D605,896 S *	12/2009	Zalewski et al.	D7/553.1
D617,118 S *	6/2010	Fojtasek	D6/476
D634,541 S *	3/2011	Gutierrez	D3/313
D651,047 S *	12/2011	Johnson et al.	D7/553.1
2003/0006156 A1 *	1/2003	McCracken et al.	206/373

* cited by examiner

Primary Examiner — Kelley Donnelly

(74) *Attorney, Agent, or Firm* — Timothy X. Gibson, Esq.;
Gibson & Dernier LLP

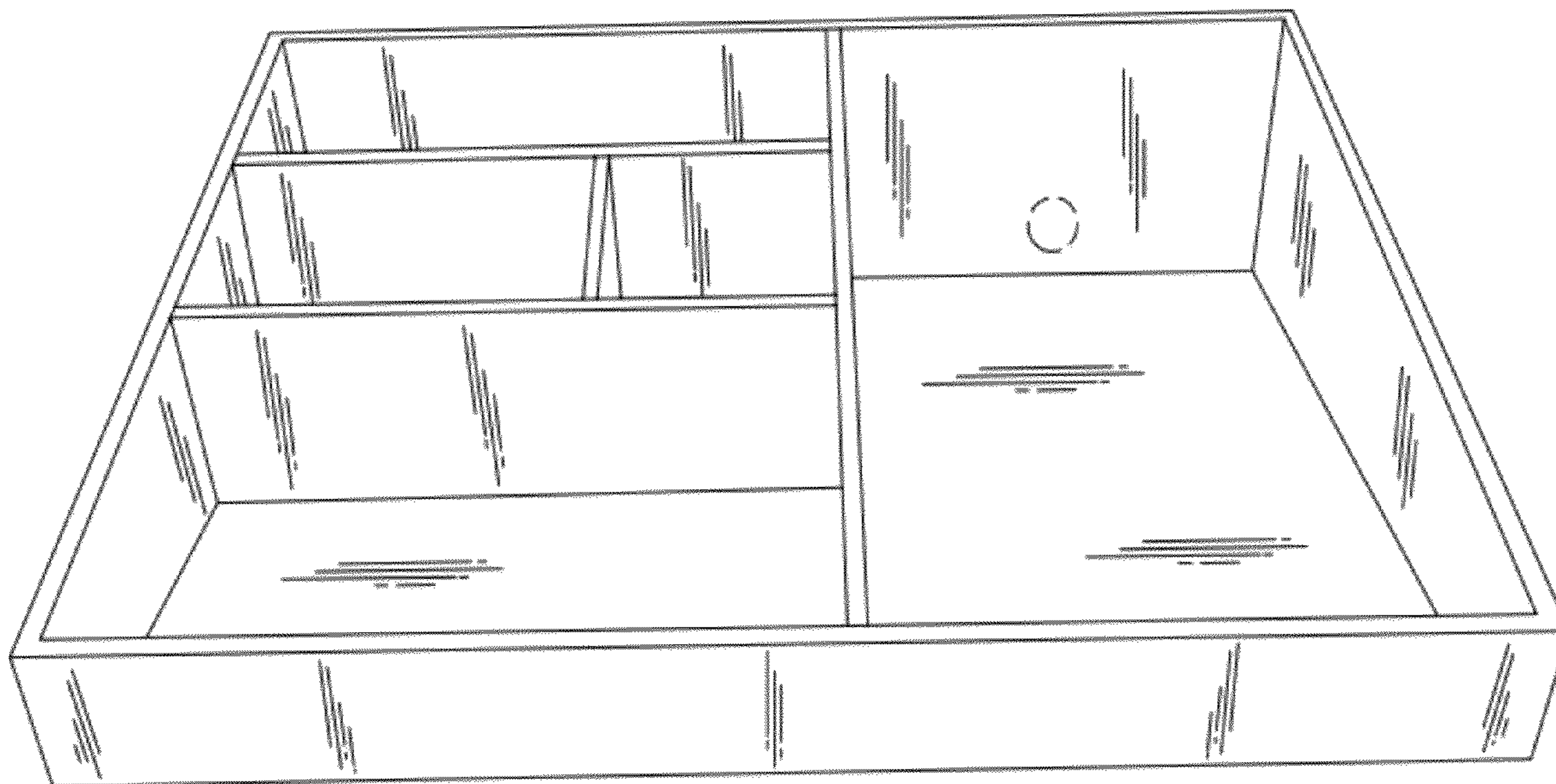
(57) **CLAIM**

The ornamental design for a coffee service tray, as shown and described.

DESCRIPTION

FIG. 1 is a front perspective view of a first embodiment of the coffee service tray of the present invention;
 FIG. 2 is a right side view thereof;
 FIG. 3 is a left side view thereof;
 FIG. 4 is a front view thereof;
 FIG. 5 is a rear view thereof;
 FIG. 6 is a top view thereof;
 FIG. 7 is a bottom view thereof; and,
 FIG. 8 is a front perspective view of a second embodiment of the coffee service tray of the present invention.
 The broken line showing in FIGS. 1 and 8 in the drawings are for the purpose of illustrating the environment of the design only and form no part of the claimed design.

1 Claim, 6 Drawing Sheets



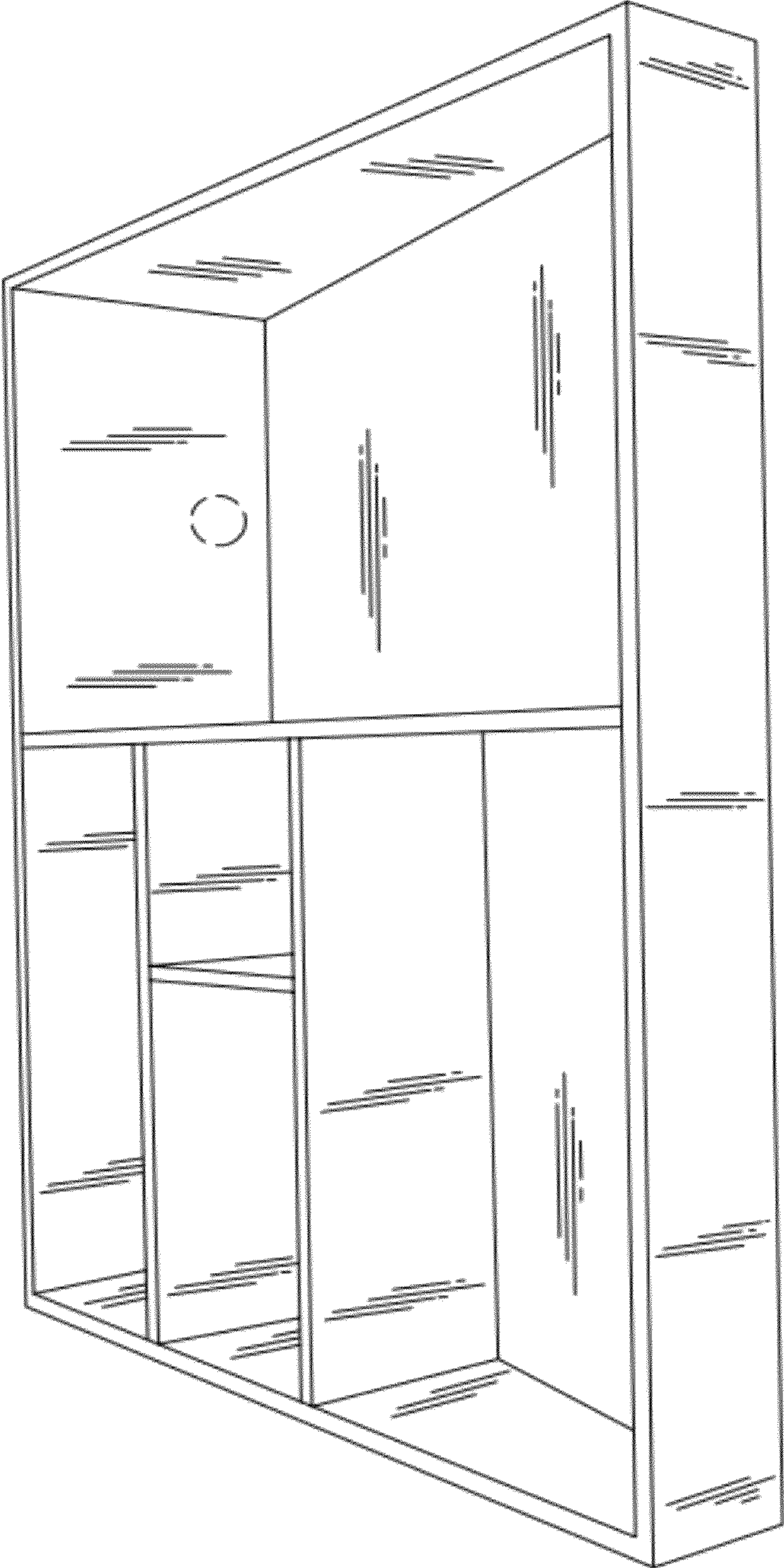


FIG. 1

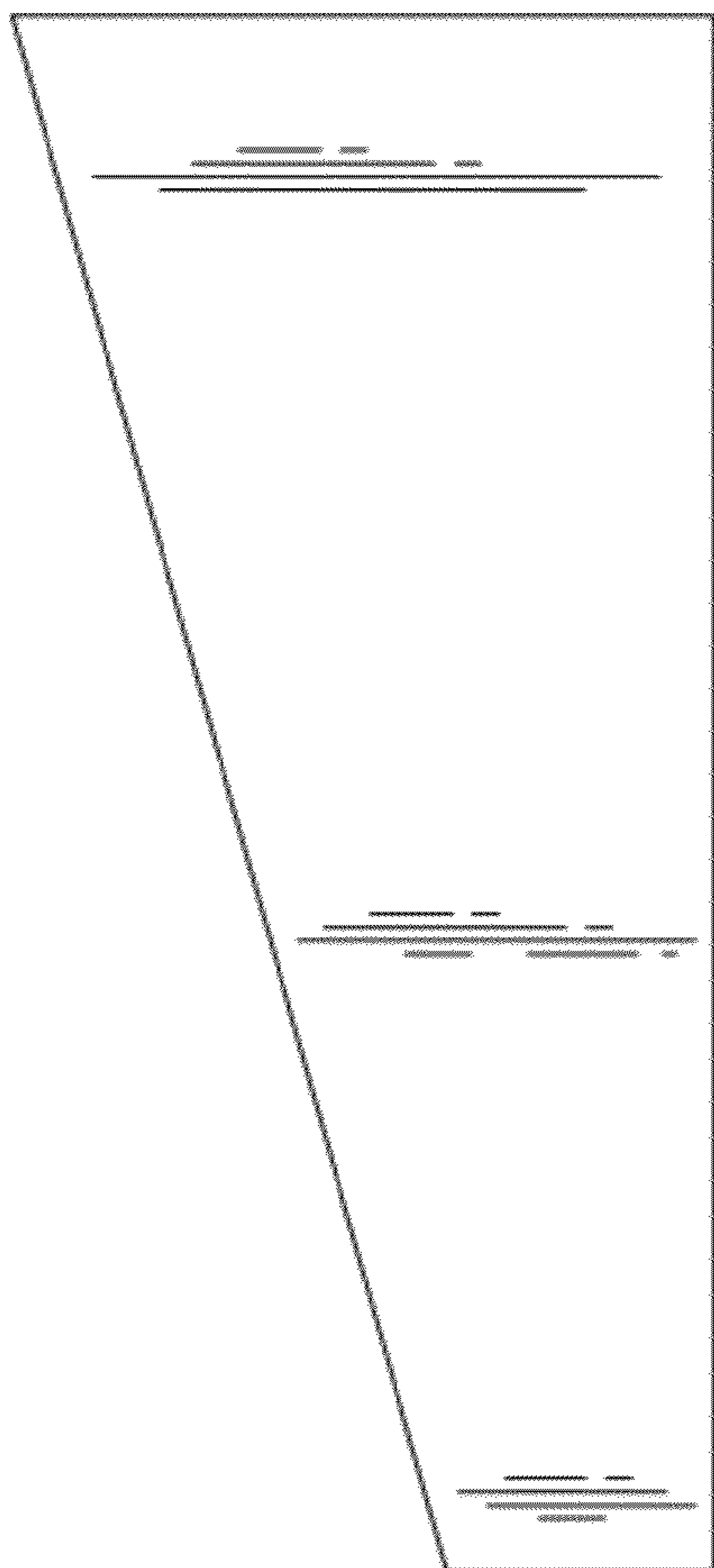


FIG. 2

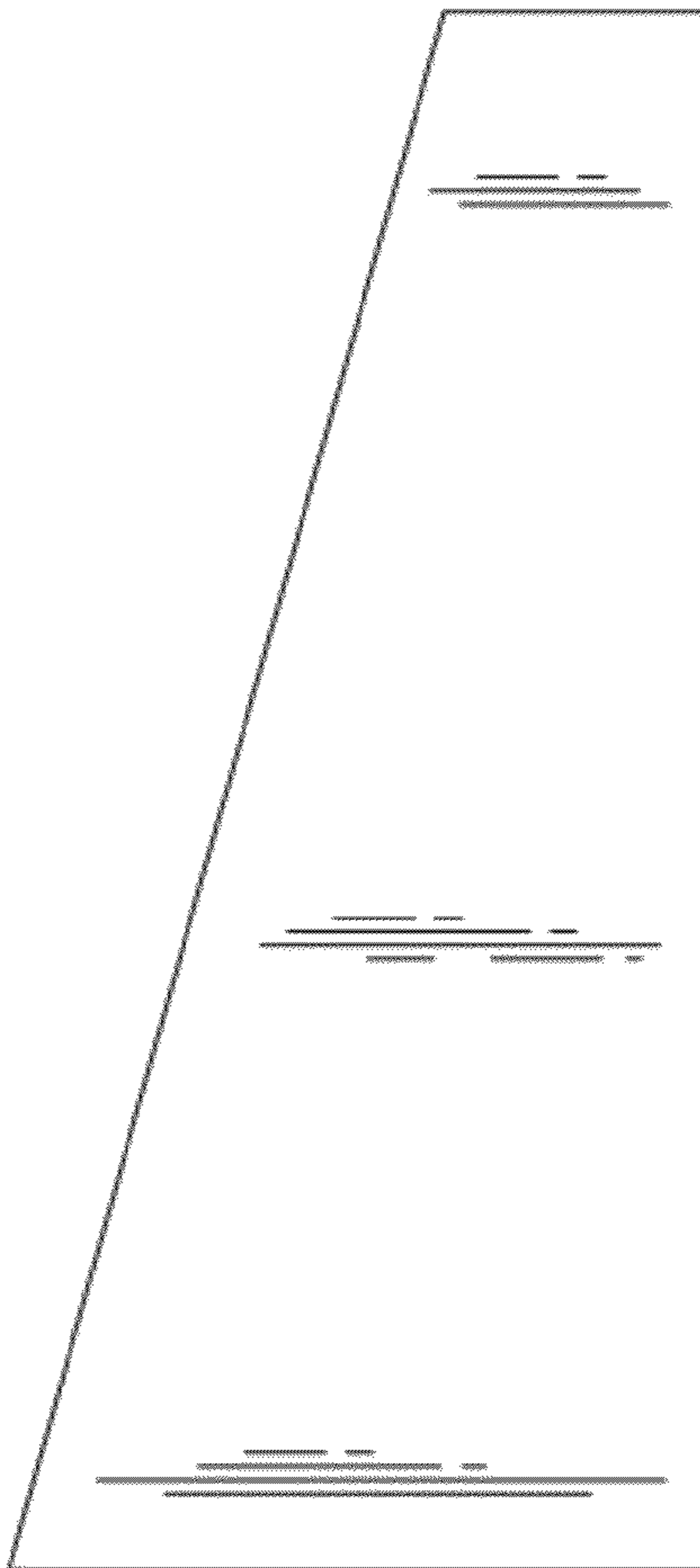


FIG. 3

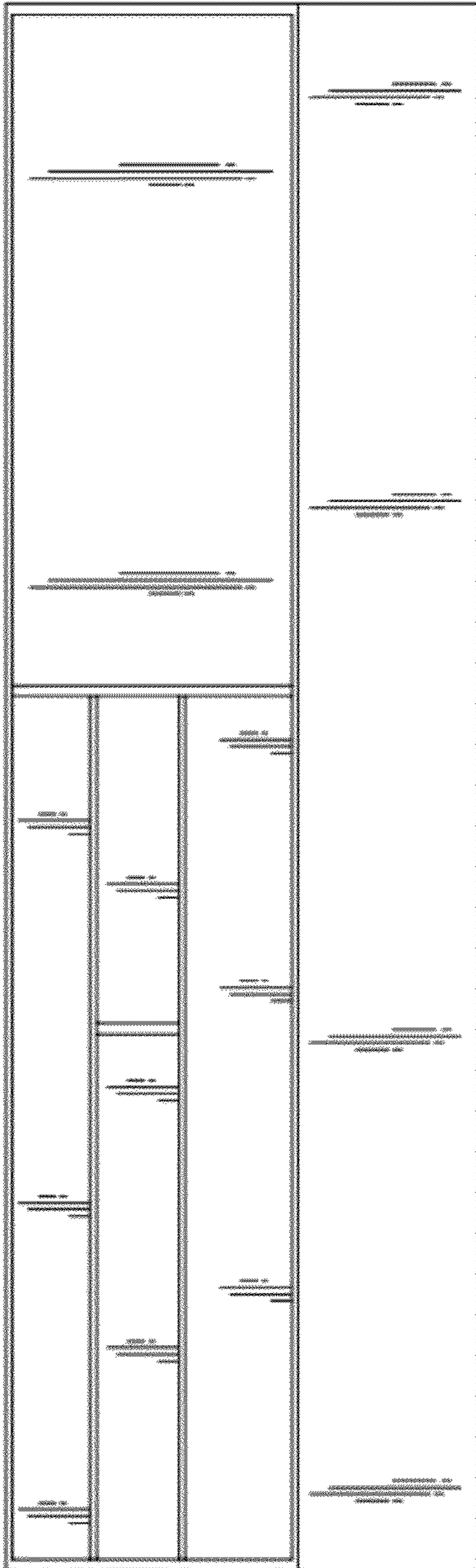


FIG. 4




FIG. 5

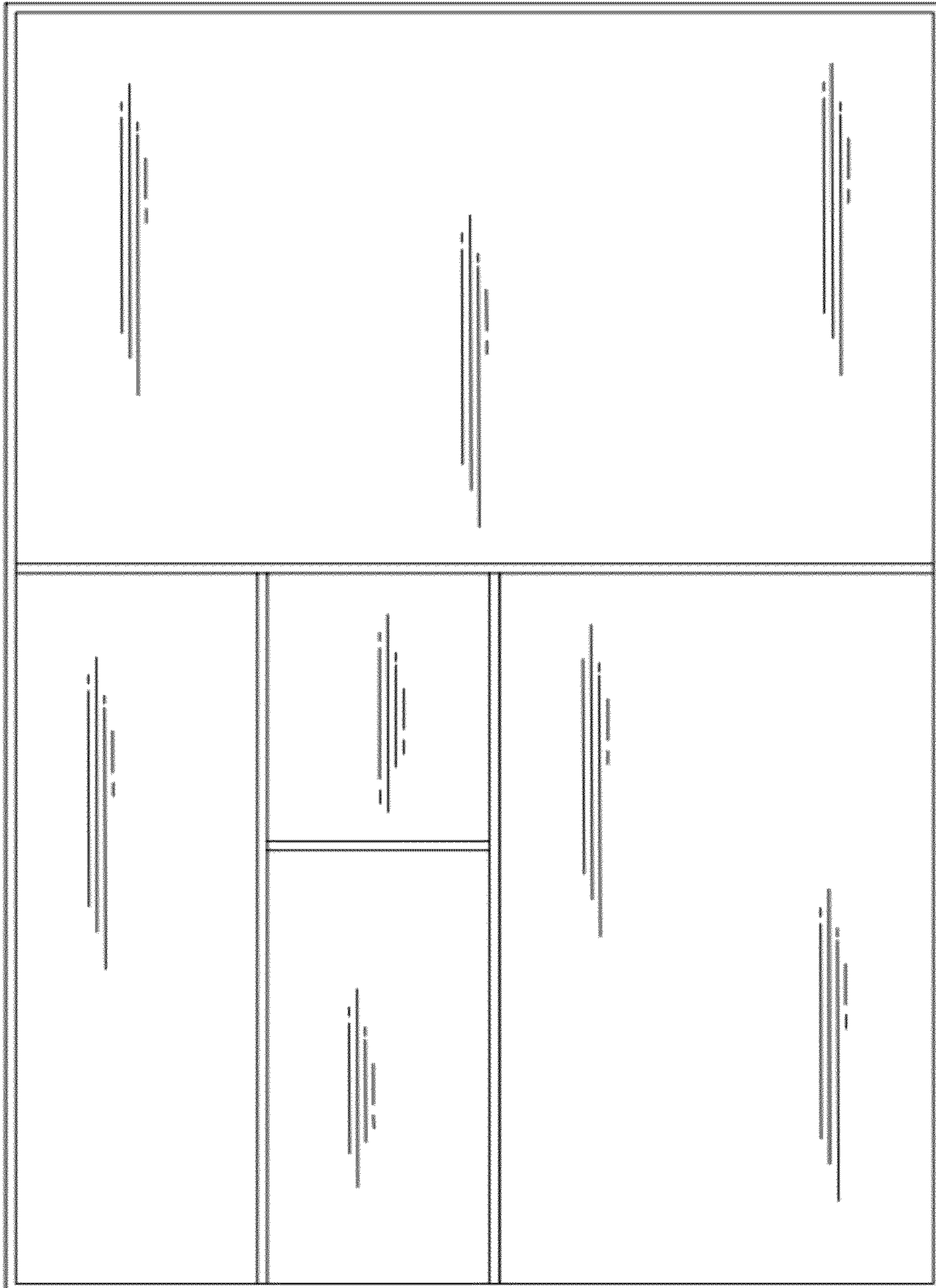


FIG. 6




FIG. 7




FIG. 8