



US00D660085S

(12) **United States Design Patent**
Boone

(10) **Patent No.:** **US D660,085 S**

(45) **Date of Patent:** **** May 22, 2012**

(54) **TRAY**

(76) **Inventor:** **Ulysses Boone**, Farmington Hills, MI
(US)

(**) **Term:** **14 Years**

(21) **Appl. No.:** **29/406,962**

(22) **Filed:** **Nov. 21, 2011**

(51) **LOC (9) Cl.** **07-01**

(52) **U.S. Cl.** **D7/553.2**

(58) **Field of Classification Search** D7/553.1-554.1,
D7/586-587, 550.1, 584-585, 637-641;
D19/75-77, 81-83, 86, 92; D3/304, 313-314;
206/553, 557, 561-562, 564; 220/23.83;
D6/510; 211/60.1, 70.1, 70.7, 70.6
See application file for complete search history.

(56) **References Cited**

U.S. PATENT DOCUMENTS

D258,768 S *	3/1981	Haran et al.	D28/9
D332,553 S *	1/1993	Giugiaro	D7/637
D352,892 S *	11/1994	Luzzi et al.	D9/715
D353,078 S *	12/1994	Davis et al.	D7/637
D354,197 S *	1/1995	Fish	D7/504
D397,274 S *	8/1998	Hise	D7/637
D402,855 S *	12/1998	Zapata	D7/637

D434,952 S *	12/2000	Diehl	D7/637
D451,676 S *	12/2001	Dembicks	D3/313
D455,921 S *	4/2002	Quinn	D6/510
6,467,622 B1 *	10/2002	Hull	206/553
D494,024 S *	8/2004	Welch	D7/637
D512,279 S *	12/2005	Berger et al.	D7/637
7,044,739 B2 *	5/2006	Matson	434/127
D527,229 S *	8/2006	Joy	D7/637
D562,641 S *	2/2008	Dretzka et al.	D7/637
D571,161 S *	6/2008	Snider	D7/637
D575,585 S *	8/2008	Geens	D7/553.2
D630,528 S *	1/2011	Dombrowski et al.	D9/759

* cited by examiner

Primary Examiner — Kelley Donnelly

(74) *Attorney, Agent, or Firm* — Gifford, Krass, Sprinkle,
Anderson & Citkowski, P.C.

(57) **CLAIM**

The ornamental design for a tray, as shown and described.

DESCRIPTION

FIG. 1 is a top perspective view of a tray showing my new design;

FIG. 2 is a rear end view thereof;

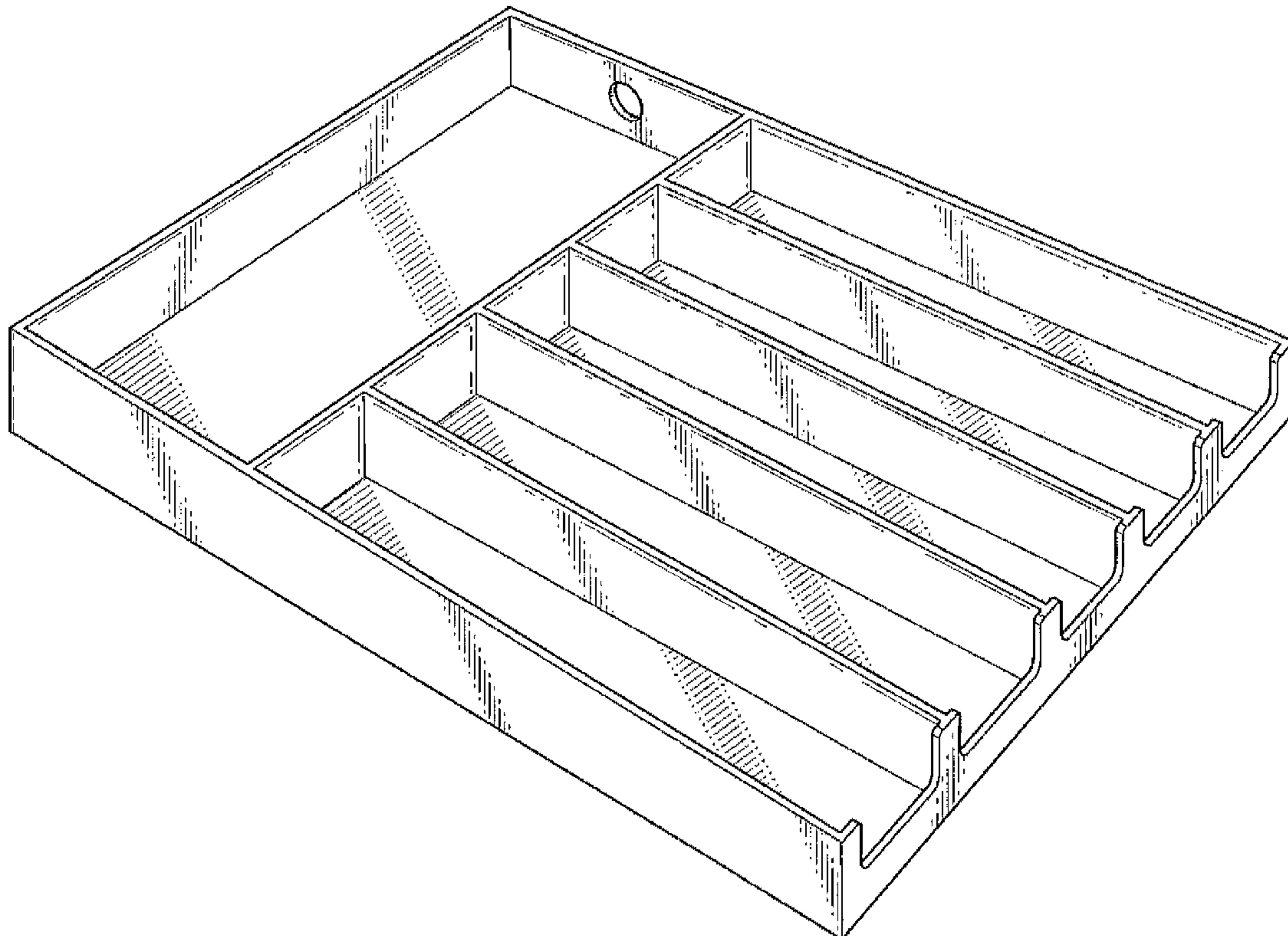
FIG. 3 is a top plan view thereof;

FIG. 4 is a front end view thereof;

FIG. 5 is a left side view thereof; and,

FIG. 6 is a right side view thereof.

1 Claim, 2 Drawing Sheets



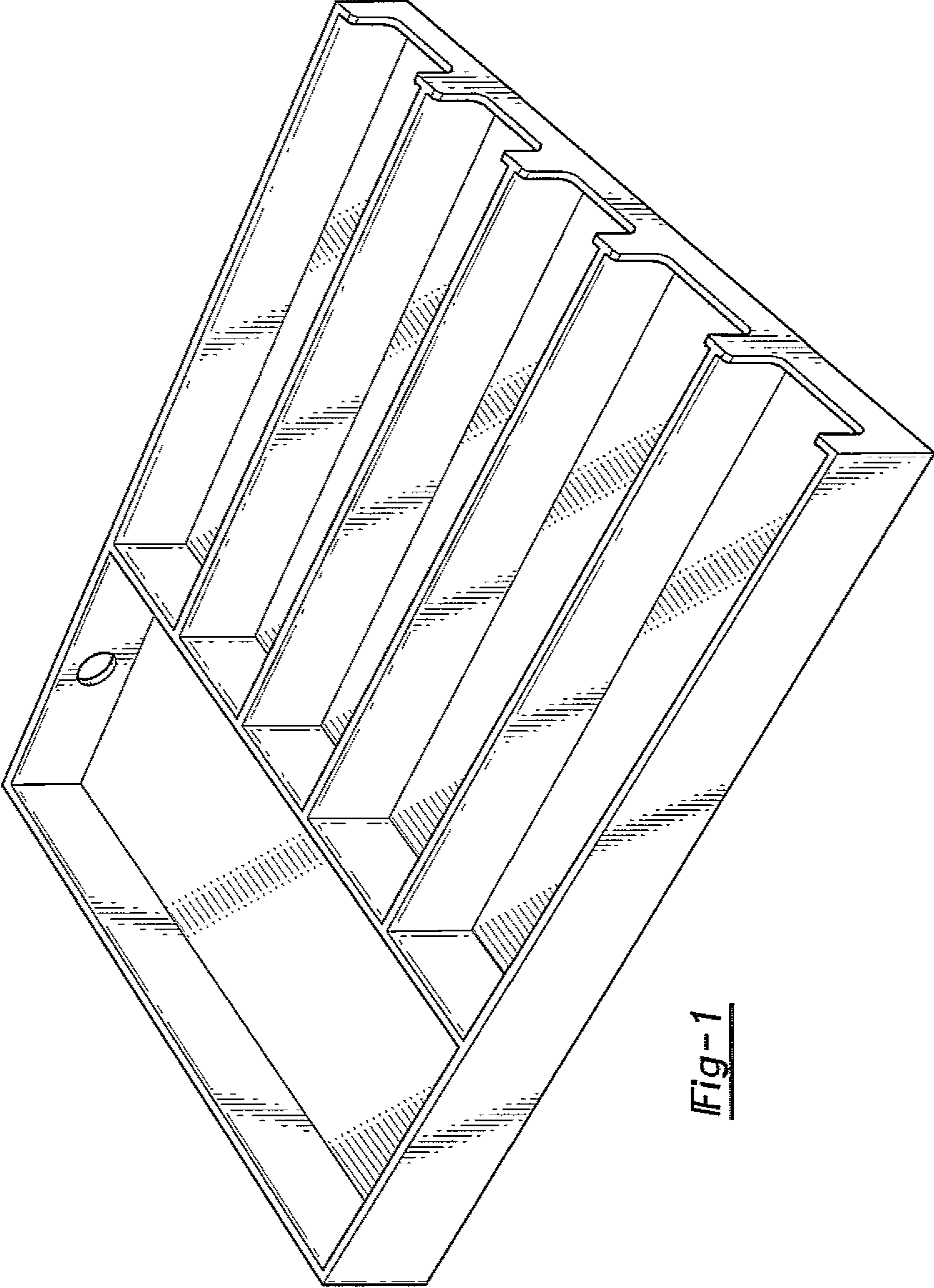


Fig-1



Fig-2

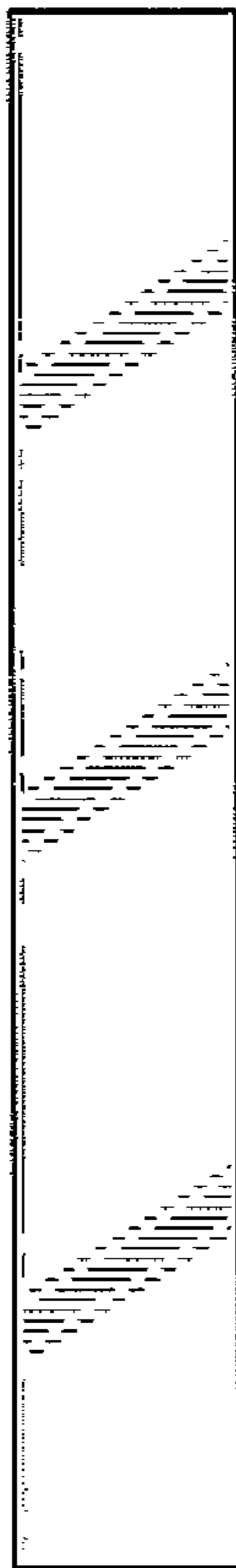


Fig-5




Fig-3

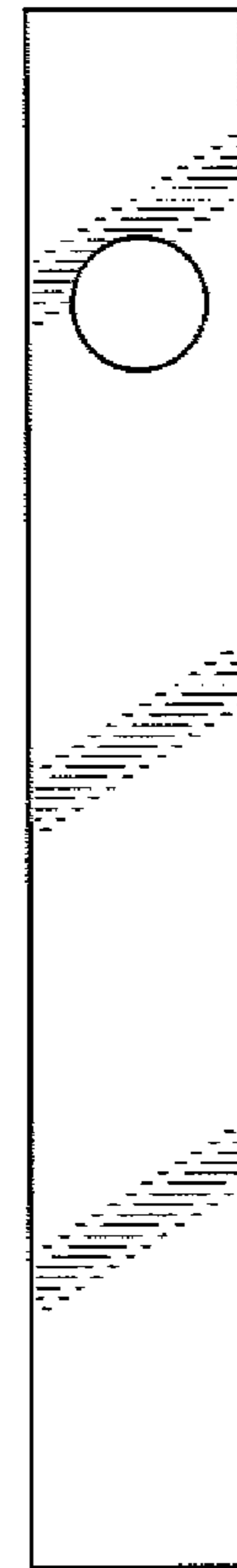


Fig-6

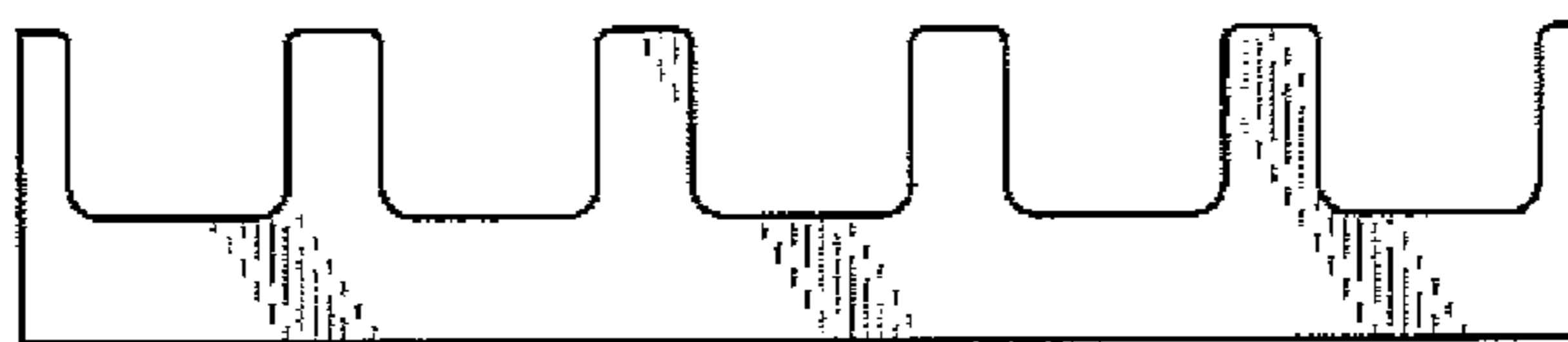


Fig-4