

US00D660071S

(12) **United States Design Patent**
Berlencourt

(10) **Patent No.:** **US D660,071 S**

(45) **Date of Patent:** **** May 22, 2012**

(54) **EXPRESSO COFFEE MACHINE**

(75) Inventor: **Jean-Philippe Berlencourt**, Chatillon
(FR)

(73) Assignee: **SEB S.A.**, Ecully (FR)

(**) Term: **14 Years**

(21) Appl. No.: **29/381,506**

(22) Filed: **Dec. 20, 2010**

(30) **Foreign Application Priority Data**

Jun. 18, 2010 (FR) 20103278

(51) **LOC (9) Cl.** **07-01**

(52) **U.S. Cl.** **D7/309; D7/311**

(58) **Field of Classification Search** D7/300,
D7/306-308, 309-311, 313, 305, 378; 222/1,
222/129.1, 146.6; 99/279

See application file for complete search history.

(56) **References Cited**

U.S. PATENT DOCUMENTS

D524,588 S * 7/2006 Copland D7/309
D570,636 S * 6/2008 Kulujian et al. D7/306
D602,727 S * 10/2009 Nicolini D7/307

D622,998 S * 9/2010 Ashbridge D7/306
D622,999 S * 9/2010 Murayou et al. D7/309
D623,462 S * 9/2010 Ashbridge D7/306
D625,542 S * 10/2010 Picozza et al. D7/309
D630,881 S * 1/2011 Rezzonico D7/309
D642,850 S * 8/2011 Yui D7/307
D642,851 S * 8/2011 Yui D7/307

* cited by examiner

Primary Examiner — Marianne Pandozzi

(74) *Attorney, Agent, or Firm* — Browdy and Neimark,
PLLC


(57) **CLAIM**

The ornamental design for an espresso coffee machine, as shown.

DESCRIPTION

FIG. 1 is a front elevational view of an espresso coffee machine in accordance with the present design; FIG. 2 is a rear elevational view thereof; FIG. 3 is a left side elevational view thereof; FIG. 4 is a right side elevational view thereof; FIG. 5 is a top plan view thereof; and, FIG. 6 is a perspective view thereof.

1 Claim, 6 Drawing Sheets



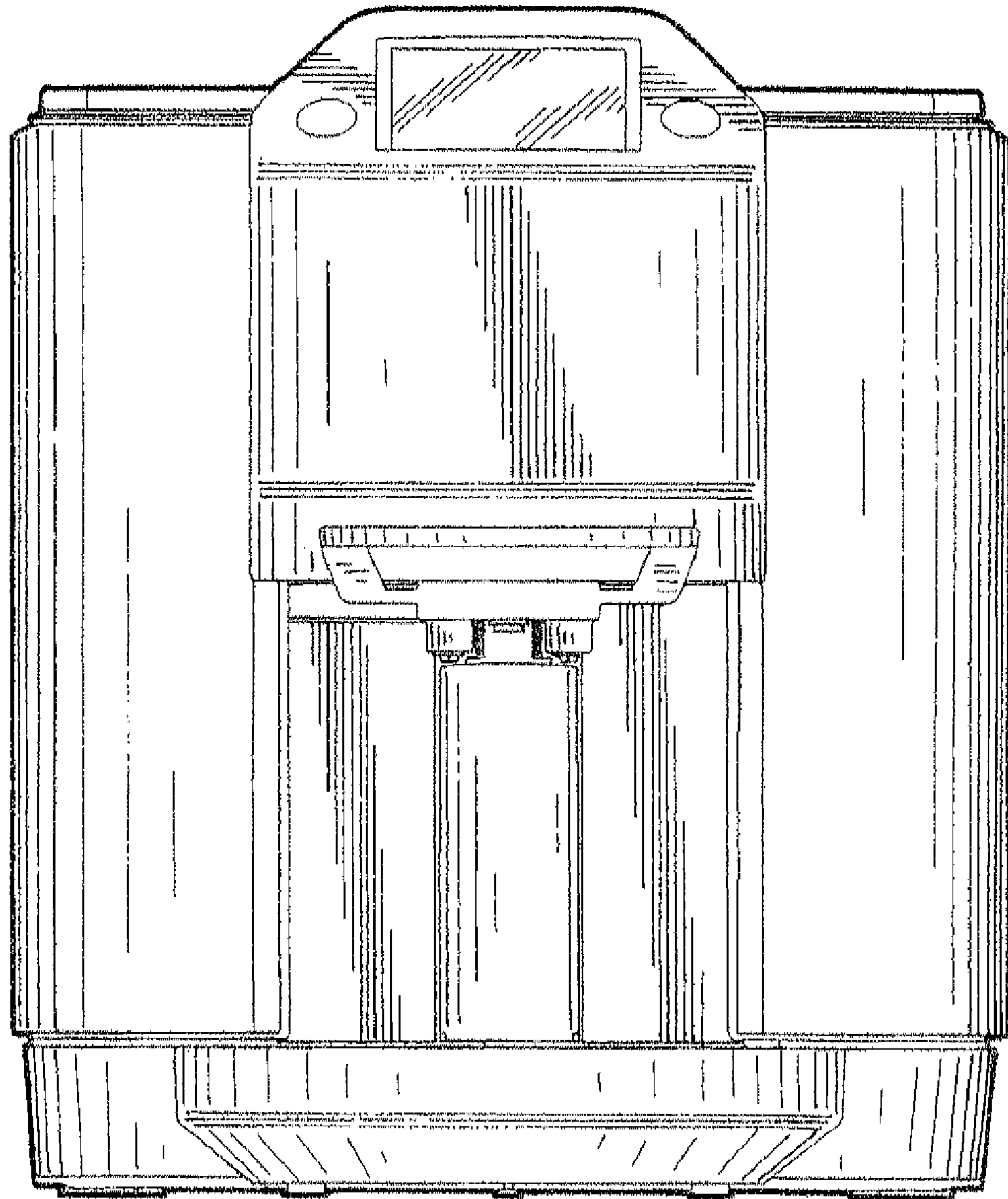


Figure 1




Figure 2




Figure 3




Figure 4

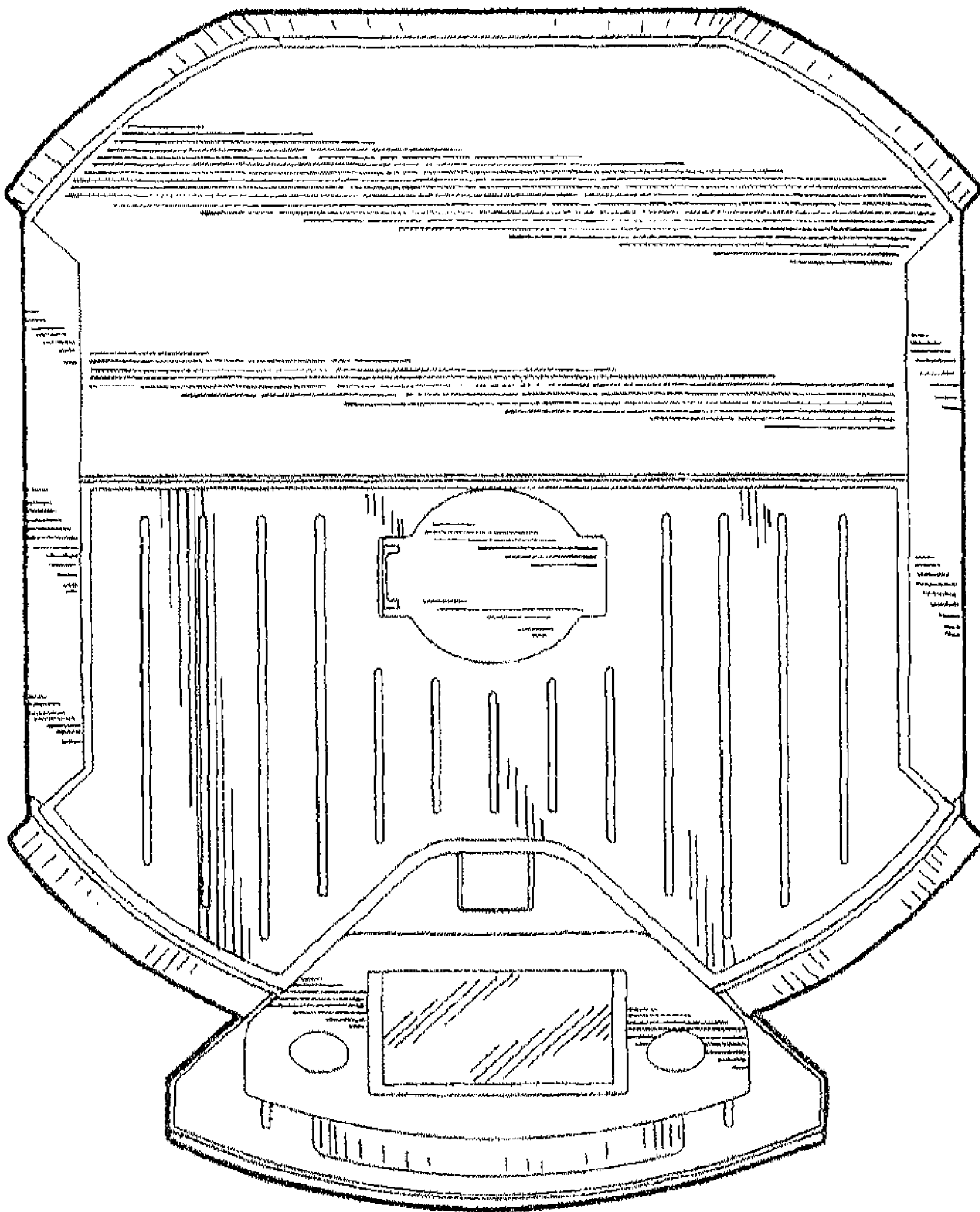


Figure 5




Figure 6