



US00D660052S

(12) **United States Design Patent**
Flores

(10) **Patent No.:** **US D660,052 S**

(45) **Date of Patent:** **** May 22, 2012**

(54) **DISPLAY RACK**

(75) Inventor: **Anuar Flores**, Toluca (MX)

(73) Assignee: **Grupo Biimbo S.A.B. de C.V.** (MX)

(**) Term: **14 Years**

(21) Appl. No.: **29/400,596**

(22) Filed: **Aug. 30, 2011**

(51) **LOC (9) Cl.** **06-04**

(52) **U.S. Cl.** **D6/465**

(58) **Field of Classification Search** D6/396,
D6/397, 449, 450, 455-469; 211/1, 12, 13.1,
211/49.5, 70.1, 85, 85.26, 85.3, 85.4, 85.7,
211/85.8, 86.01, 134, 181

See application file for complete search history.

(56) **References Cited**

U.S. PATENT DOCUMENTS

D348,789 S *	7/1994	Bezzarides	D6/463
D368,396 S	4/1996	Bidwell		
D398,460 S	9/1998	Gerstner		
6,089,387 A	7/2000	Varfolomeeva		
D451,024 S	11/2001	Glauth et al.		
D478,745 S	8/2003	Sparkowski		
D500,419 S	1/2005	Sparkowski		
6,880,708 B2	4/2005	Boron		
D520,265 S *	5/2006	Sparkowski	D6/465
D534,375 S *	1/2007	Sparkowski	D6/465

D534,376 S	1/2007	Sparkowski		
D565,324 S	4/2008	Sparkowski		
D573,369 S	7/2008	Sparkowski		
D580,193 S	11/2008	Sparkowski		
D591,531 S	5/2009	Sparkowski		
D598,220 S *	8/2009	Sparkowski	D6/464
D623,440 S *	9/2010	Daniel et al.	D6/465
2008/0116159 A1 *	5/2008	Chu	211/85.26

* cited by examiner

Primary Examiner — Mary Ann Calabrese

(74) *Attorney, Agent, or Firm* — Brinks Hofer Gilson & Lione

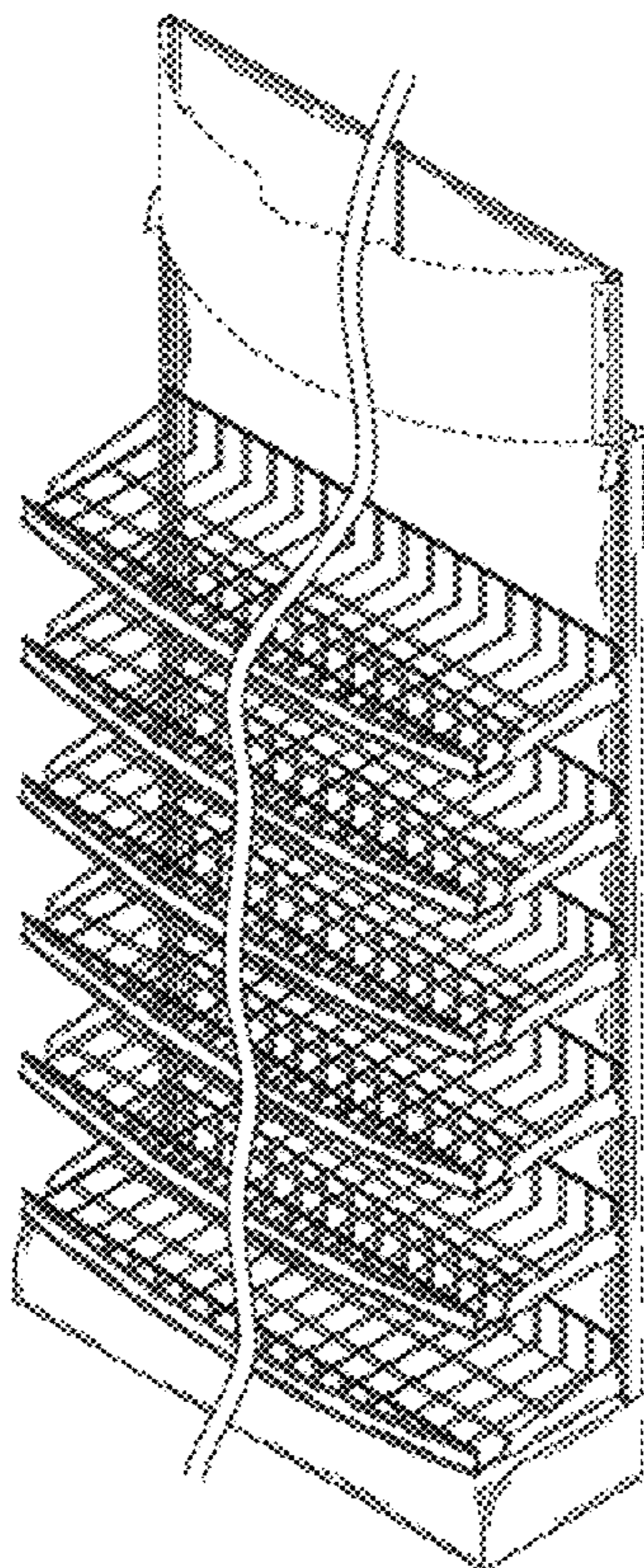
(57) **CLAIM**

The ornamental design for a display rack, as shown and described.

DESCRIPTION

FIG. 1 is a perspective view of the display rack with separation lines to show indeterminate length; FIG. 2 is a front elevation view thereof; FIG. 3 is a top plan view thereof; FIG. 4 is a bottom plan view thereof; FIG. 5 is a right side elevation view thereof; and, FIG. 6 is a left side elevation view thereof. The display rack shown broken-away in the views is understood to represent no specific length. The broken lines are included for the purpose of illustrating environmental structure and form no part of the claimed design.

1 Claim, 6 Drawing Sheets



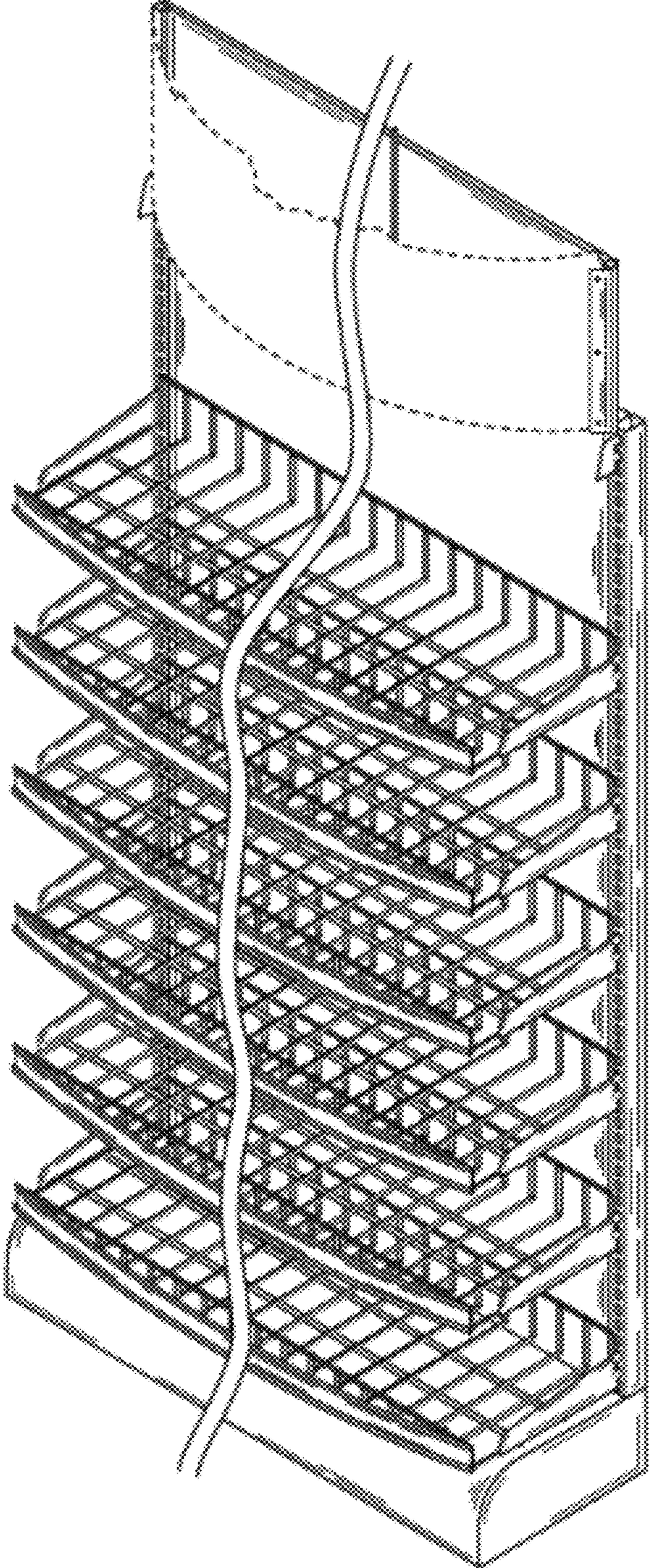


FIG. 1

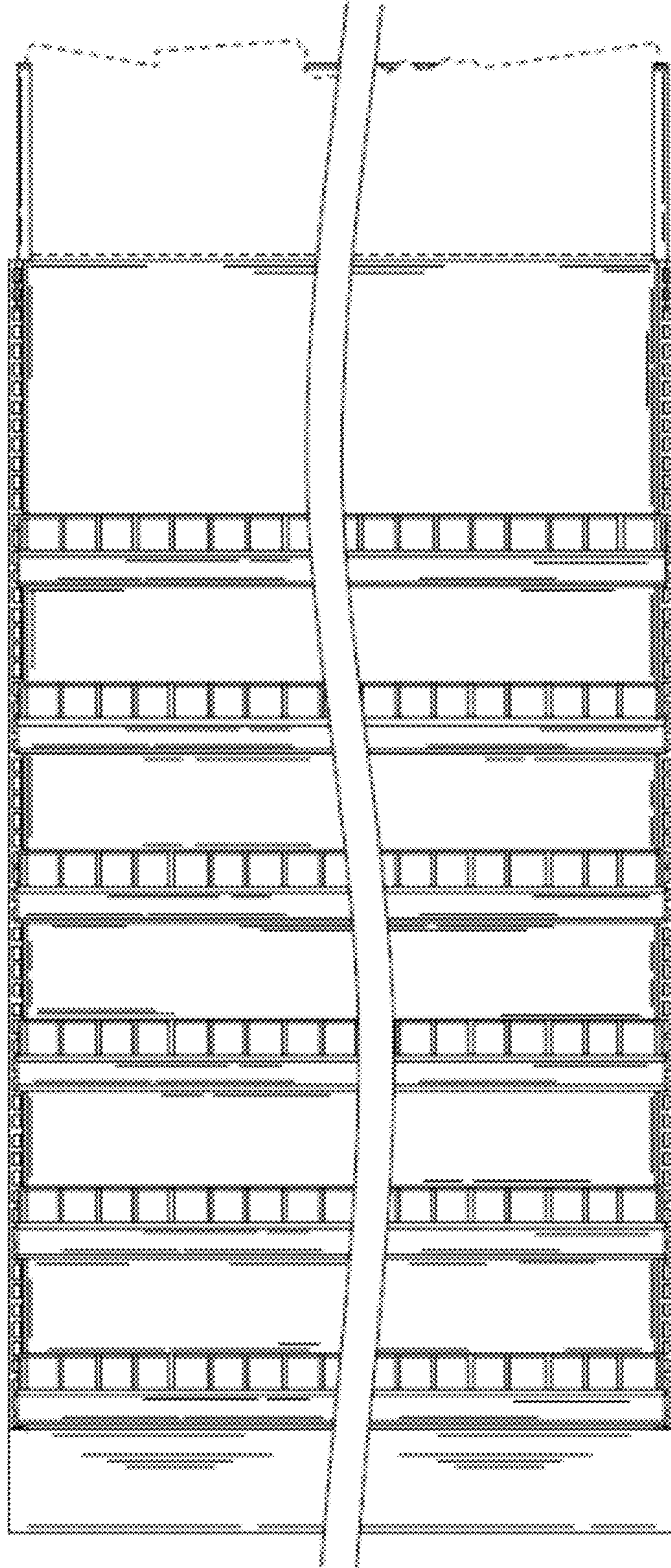


FIG. 2

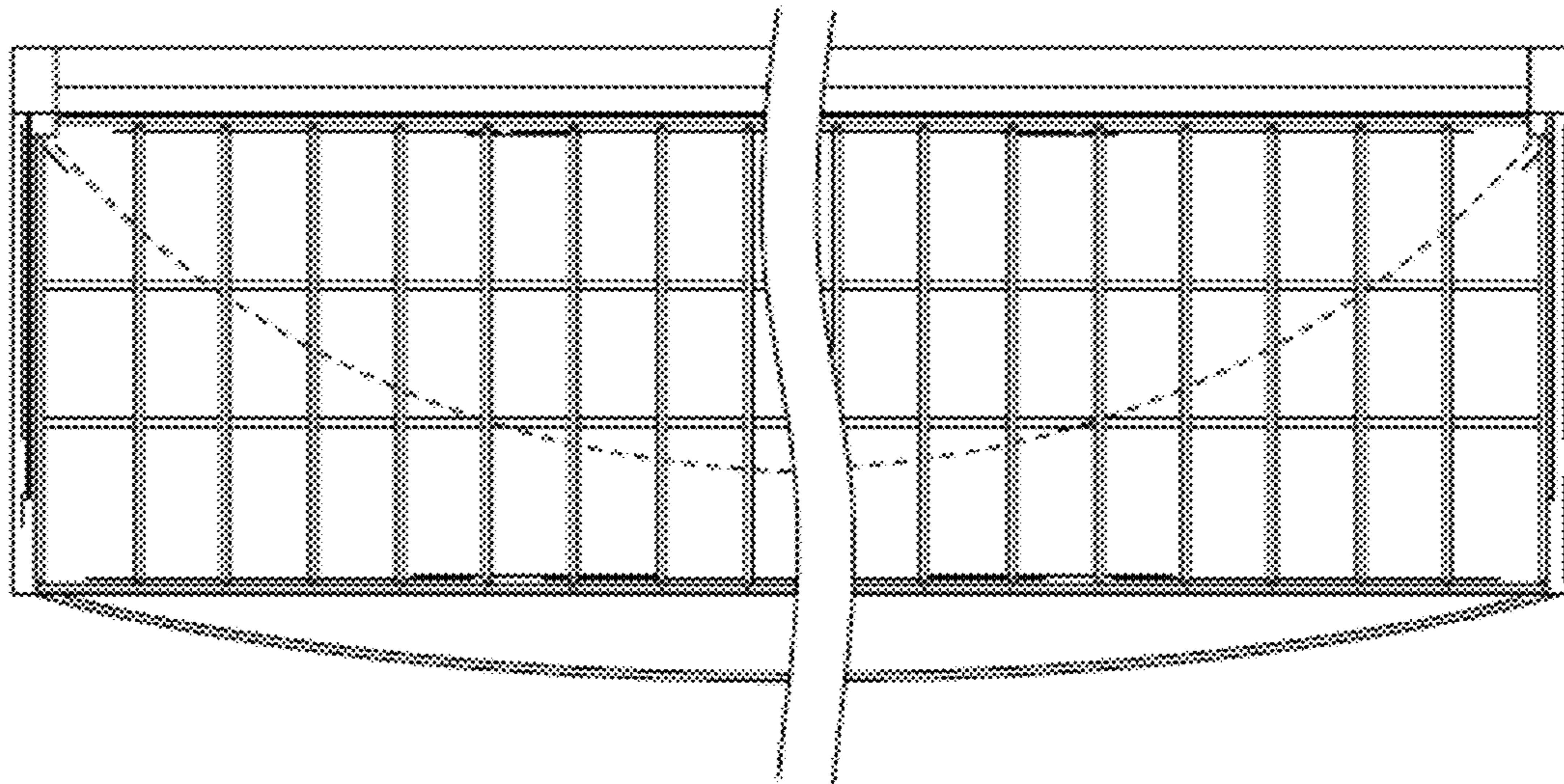


FIG. 3

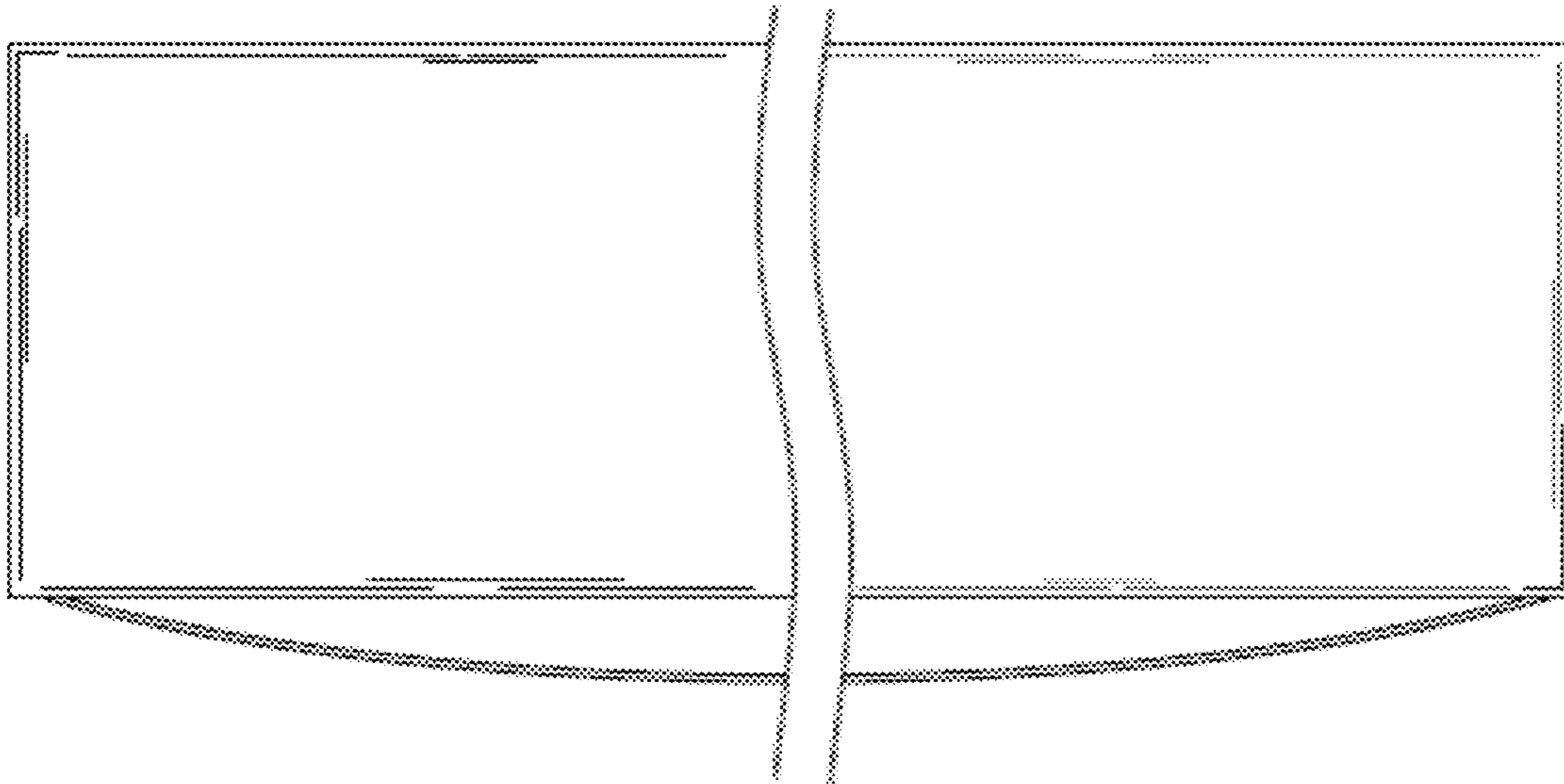


FIG. 4

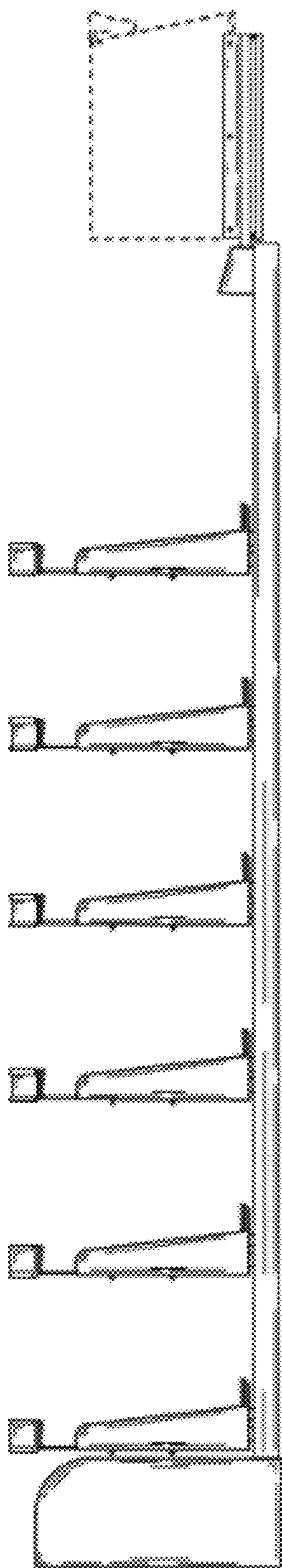


FIG. 5

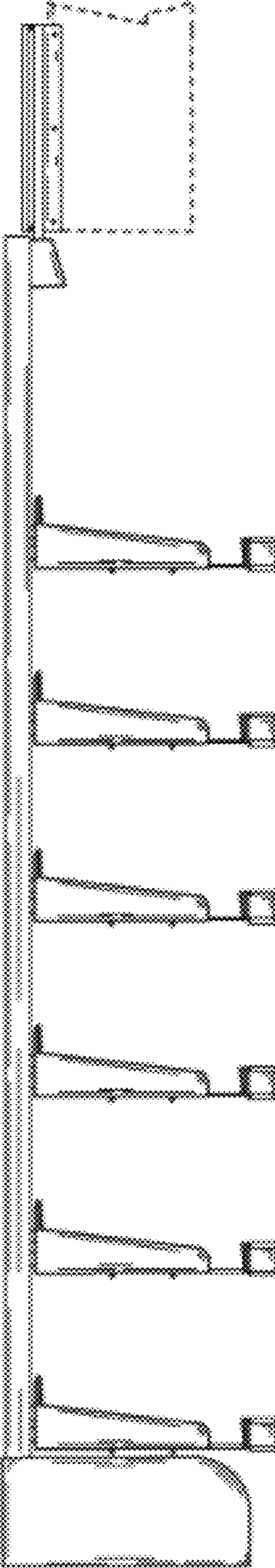


FIG. 6