



US00D660047S

(12) **United States Design Patent**
Zagaroli

(10) **Patent No.:** **US D660,047 S**

(45) **Date of Patent:** **** May 22, 2012**

(54) **BED FRAME**

(75) Inventor: **David P. Zagaroli**, Hickory, NC (US)

(73) Assignee: **Standard Furniture Mfg. Co., Inc.**,
Bay Minette, AL (US)

(**) Term: **14 Years**

(21) Appl. No.: **29/403,213**

(22) Filed: **Oct. 3, 2011**

(51) **LOC (9) Cl.** **06-02**

(52) **U.S. Cl.** **D6/393**

(58) **Field of Classification Search** D6/382–384,
D6/389, 393–395, 505–508, 361; 5/53.1,
5/907, 2.1, 279.1, 280, 281, 308

See application file for complete search history.

(56) **References Cited**

U.S. PATENT DOCUMENTS

D153,932 S *	5/1949	Fraser	D6/361
D194,498 S *	2/1963	Miller	D6/361
D321,601 S *	11/1991	Zanki	D6/361
D412,795 S *	8/1999	Bargagli-Stoffi	D6/393
D505,029 S *	5/2005	Risdon et al.	D6/393

D525,804 S *	8/2006	Schwartz	D6/393
D545,078 S *	6/2007	Jourdan	D6/393
D593,340 S *	6/2009	Austen et al.	D6/393

* cited by examiner

Primary Examiner — Janice E Seeger

(74) *Attorney, Agent, or Firm* — Mitchell G. Weatherly;
Weatherly Seigel LLC

(57) **CLAIM**

I claim the ornamental design for a bed frame, as shown and described.

DESCRIPTION

FIG. 1 is a perspective view of a bed frame showing the claimed design;

FIG. 2 is a right side view of the design of the bed frame shown in FIG. 1;

FIG. 3 is a left side view of the design of the bed frame shown in FIG. 1;

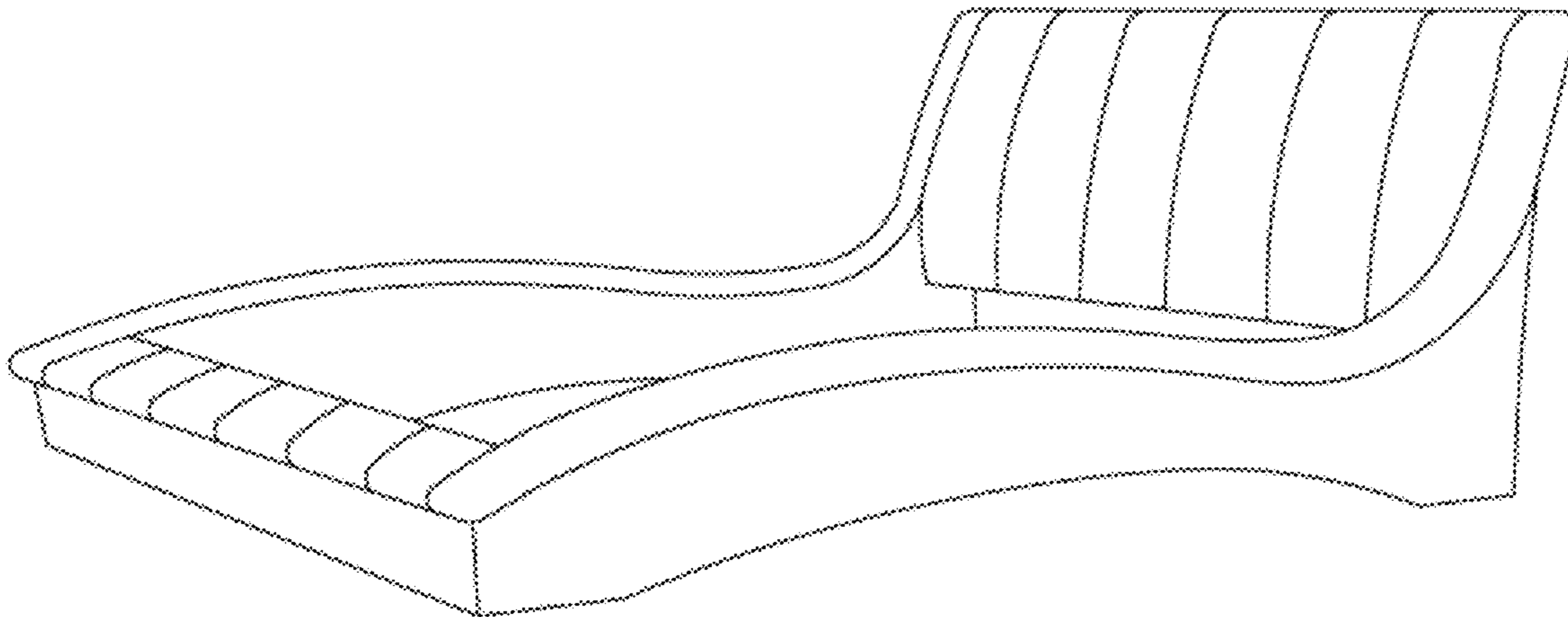
FIG. 4 is a top view of the design of the bed frame shown in FIG. 1;

FIG. 5 is a bottom view of the design of the bed frame shown in FIG. 1;

FIG. 6 is a front view of the design of the bed frame shown in FIG. 1; and,

FIG. 7 is a rear view of the design of the bed frame shown in FIG. 1.

1 Claim, 4 Drawing Sheets



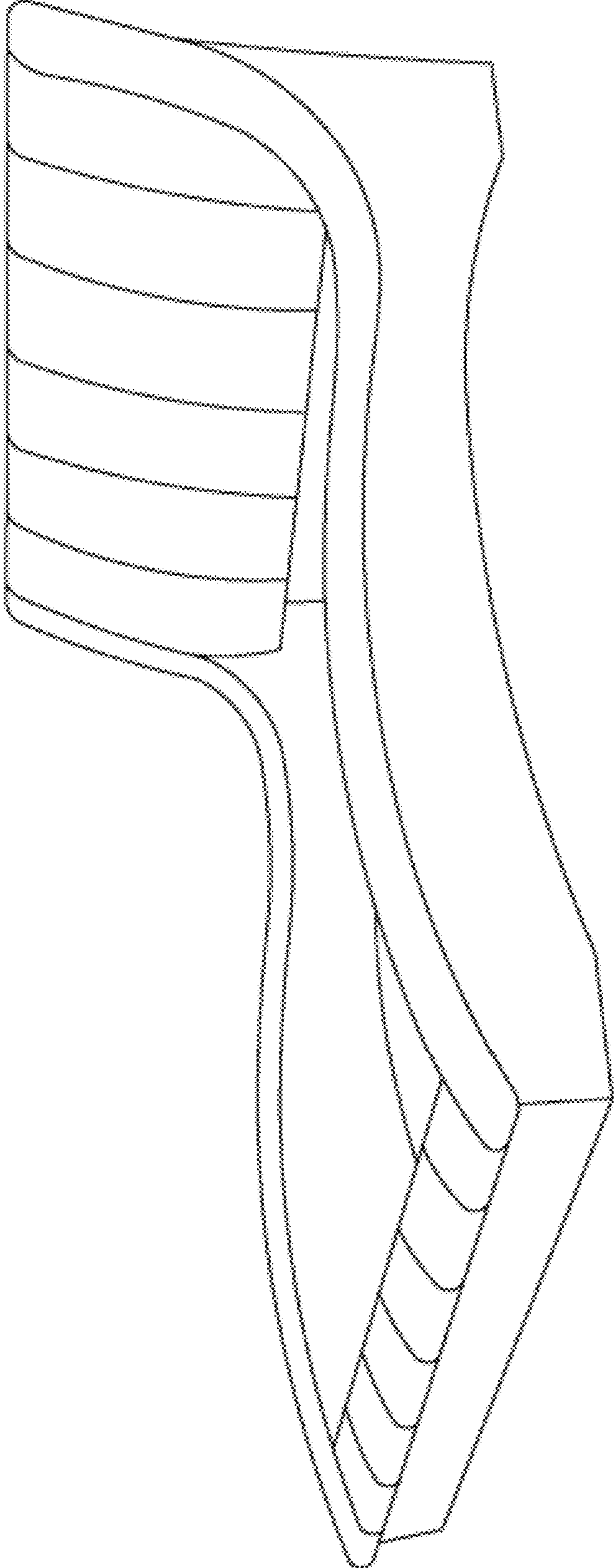


FIG. 1

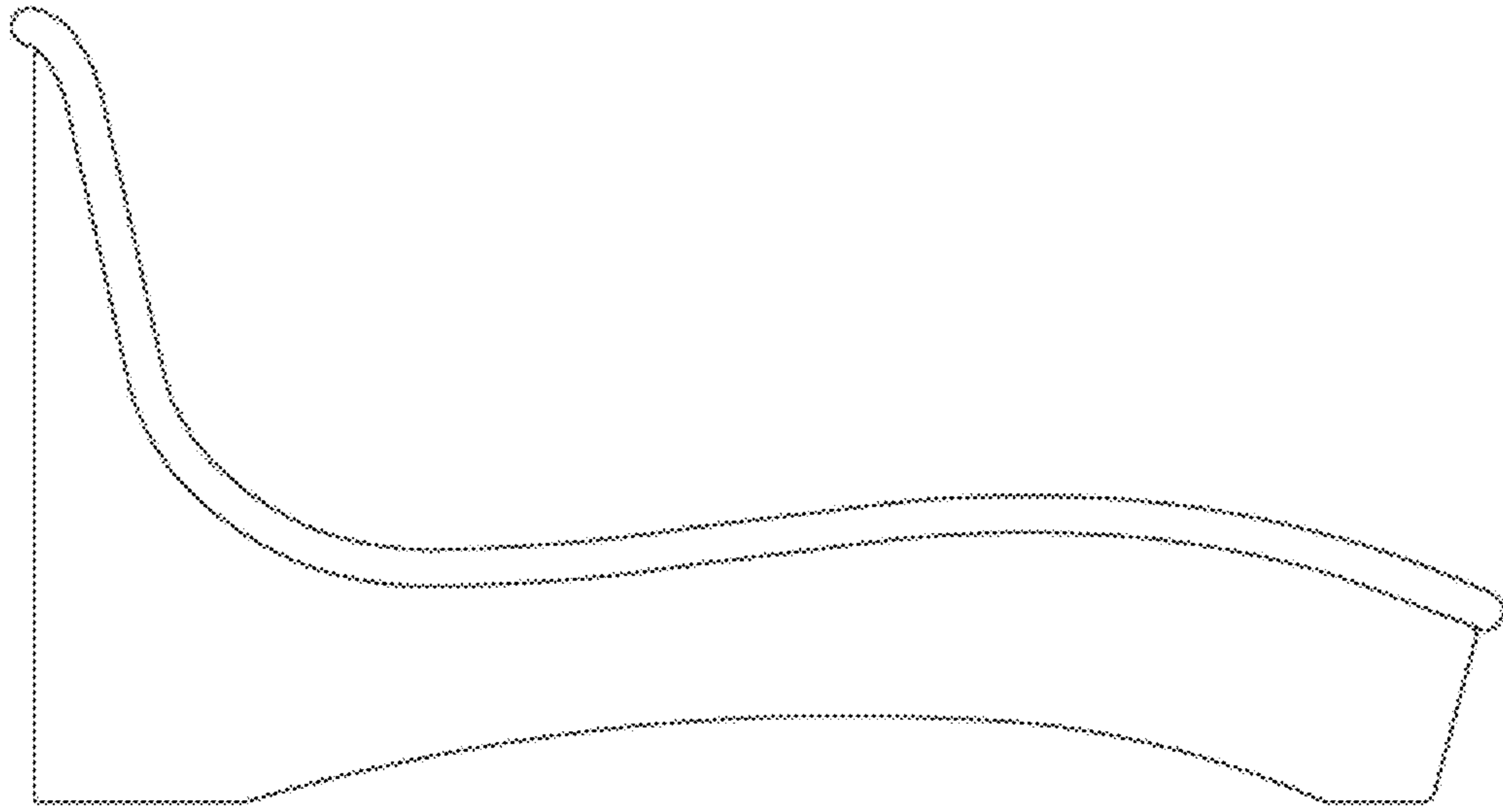


FIG. 2

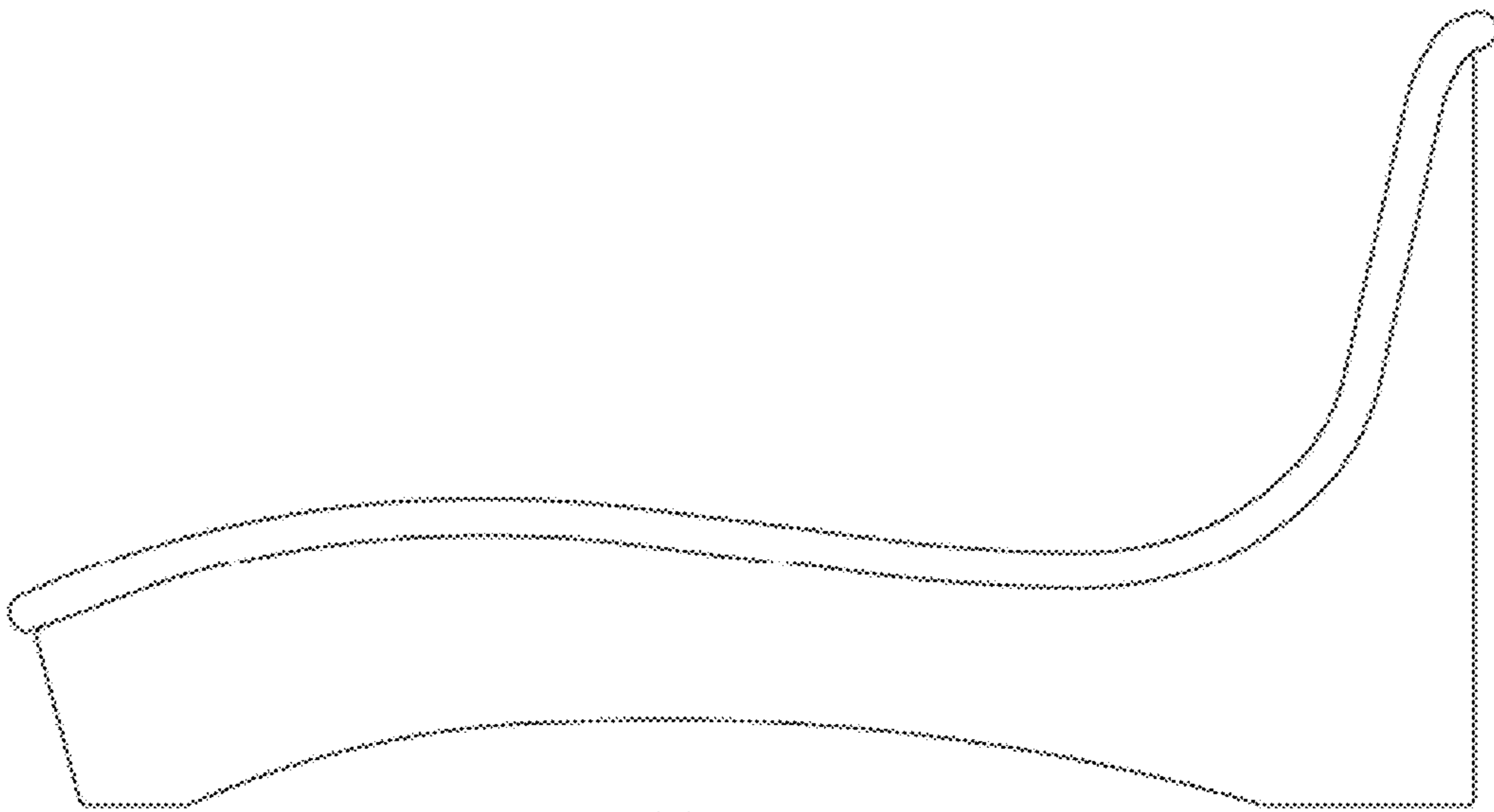


FIG. 3




FIG. 4



FIG. 5

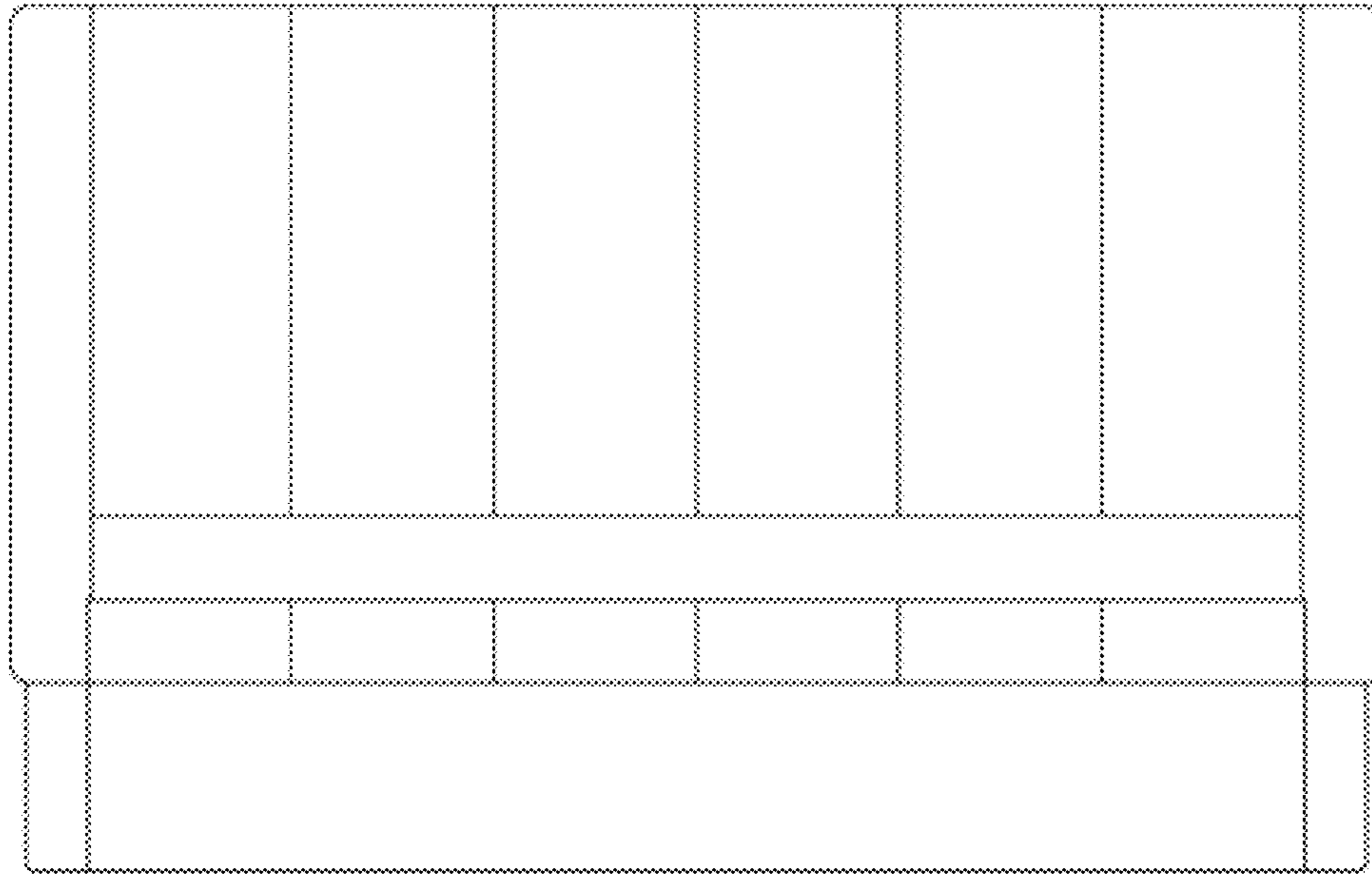


FIG. 6




FIG. 7