

US00D660034S

(12) **United States Design Patent**  
**Fréty et al.**

(10) **Patent No.:** **US D660,034 S**  
(45) **Date of Patent:** **\*\* May 22, 2012**

(54) **CHAIR**

(75) Inventors: **Frederic Fréty**, Montreuil (FR); **Daniel Pouzet**, Draguinian (FR)

(73) Assignee: **Dedon GmbH**, Luneburg (DE)

(\*\*) Term: **14 Years**

(21) Appl. No.: **29/378,770**

(22) Filed: **Nov. 9, 2010**

(30) **Foreign Application Priority Data**

Aug. 5, 2010 (EM) ..... 001740333-0001

(51) **LOC (9) Cl.** ..... **06-01**

(52) **U.S. Cl.** ..... **D6/369**

(58) **Field of Classification Search** ..... D6/334-336,  
D6/344, 347, 361, 364, 365, 369, 374, 375,  
D6/380, 500-502; 297/118, 445.1, 446.1,  
297/451.4, 451.5, 451.9, 452.64

See application file for complete search history.

(56) **References Cited**

**U.S. PATENT DOCUMENTS**

D56,367 S \* 10/1920 Leijen ..... D6/335  
D200,533 S \* 3/1965 Hopkins ..... D6/364

D211,170 S \* 5/1968 Carsello ..... D6/365  
D212,801 S \* 11/1968 Aarnio ..... D6/365  
D223,444 S \* 4/1972 Glaser ..... D6/335  
D227,053 S \* 6/1973 Ris ..... D6/365  
3,964,790 A \* 6/1976 Bergeron ..... 297/451.5  
4,188,983 A \* 2/1980 Graham et al. .... 297/451.4  
D314,869 S \* 2/1991 Entratter ..... D6/335  
D315,644 S \* 3/1991 White ..... D6/344  
D348,361 S \* 7/1994 Beecher ..... D6/365  
D420,520 S \* 2/2000 Johnston ..... D6/334  
D553,866 S \* 10/2007 Frias ..... D6/334  
D557,514 S \* 12/2007 Lohle ..... D6/369

\* cited by examiner

*Primary Examiner* — Mimoso De

(74) *Attorney, Agent, or Firm* — C. Brandon Browning;  
Maynard, Cooper & Gale, PC

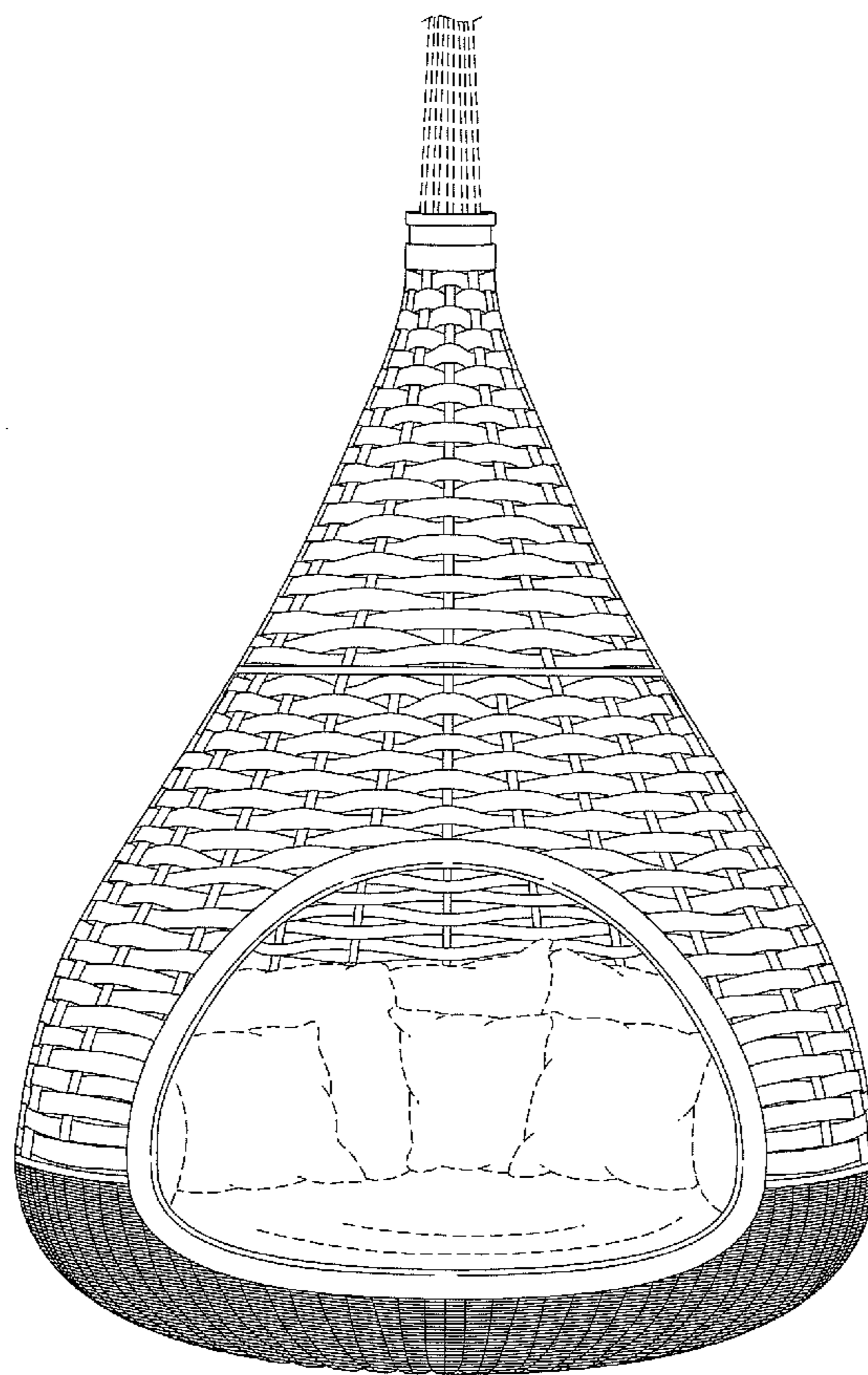
(57) **CLAIM**

The ornamental design for a chair, as shown and described.

**DESCRIPTION**

FIG. 1 is a front elevation view of a chair in accordance with the present invention; and,  
FIG. 2 is a rear elevational view of the chair of FIG. 1.  
The broken lines shown in the drawing are for illustrative purposes only and form no part of the claimed design.

**1 Claim, 2 Drawing Sheets**



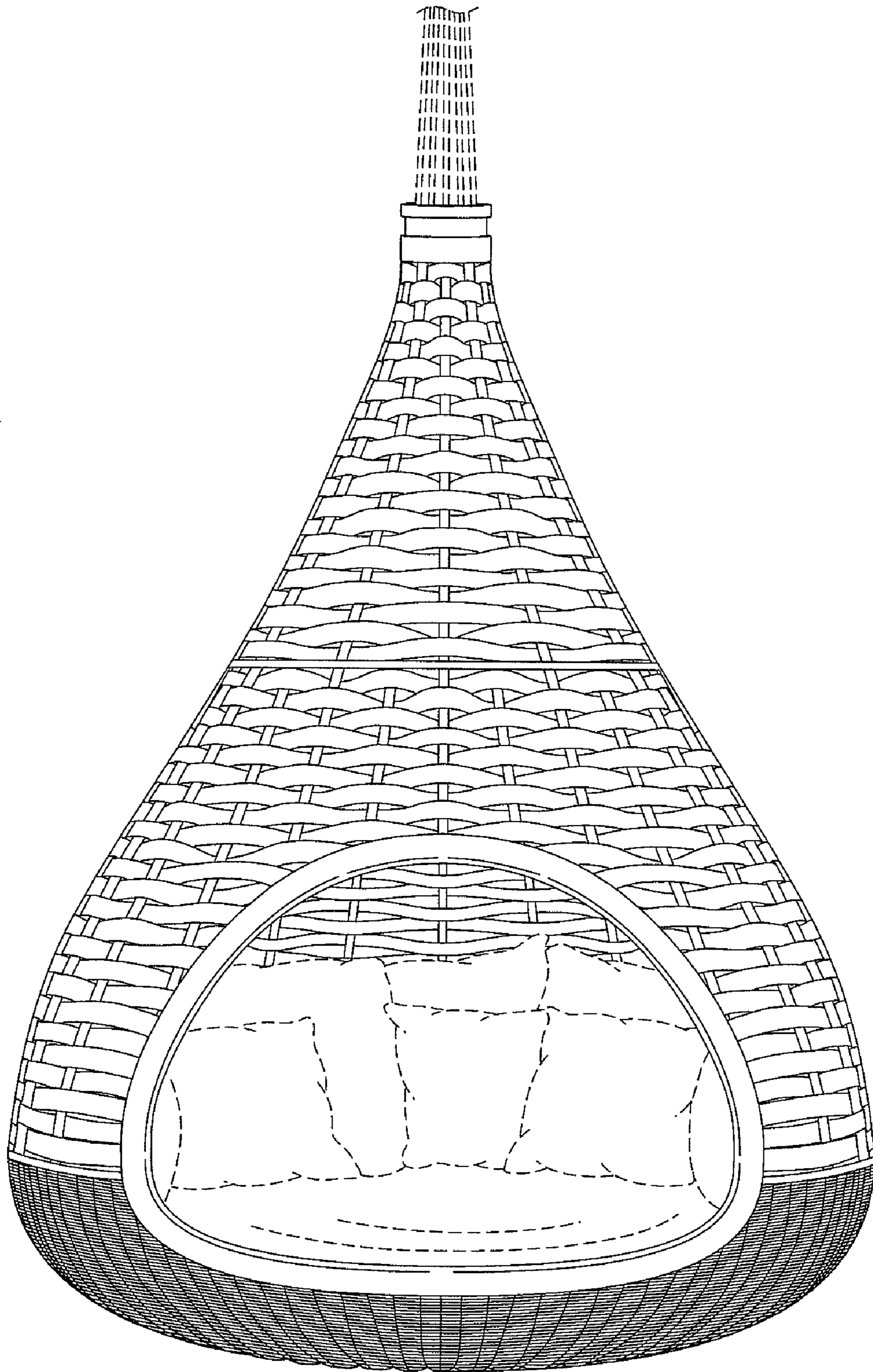


FIG. 1

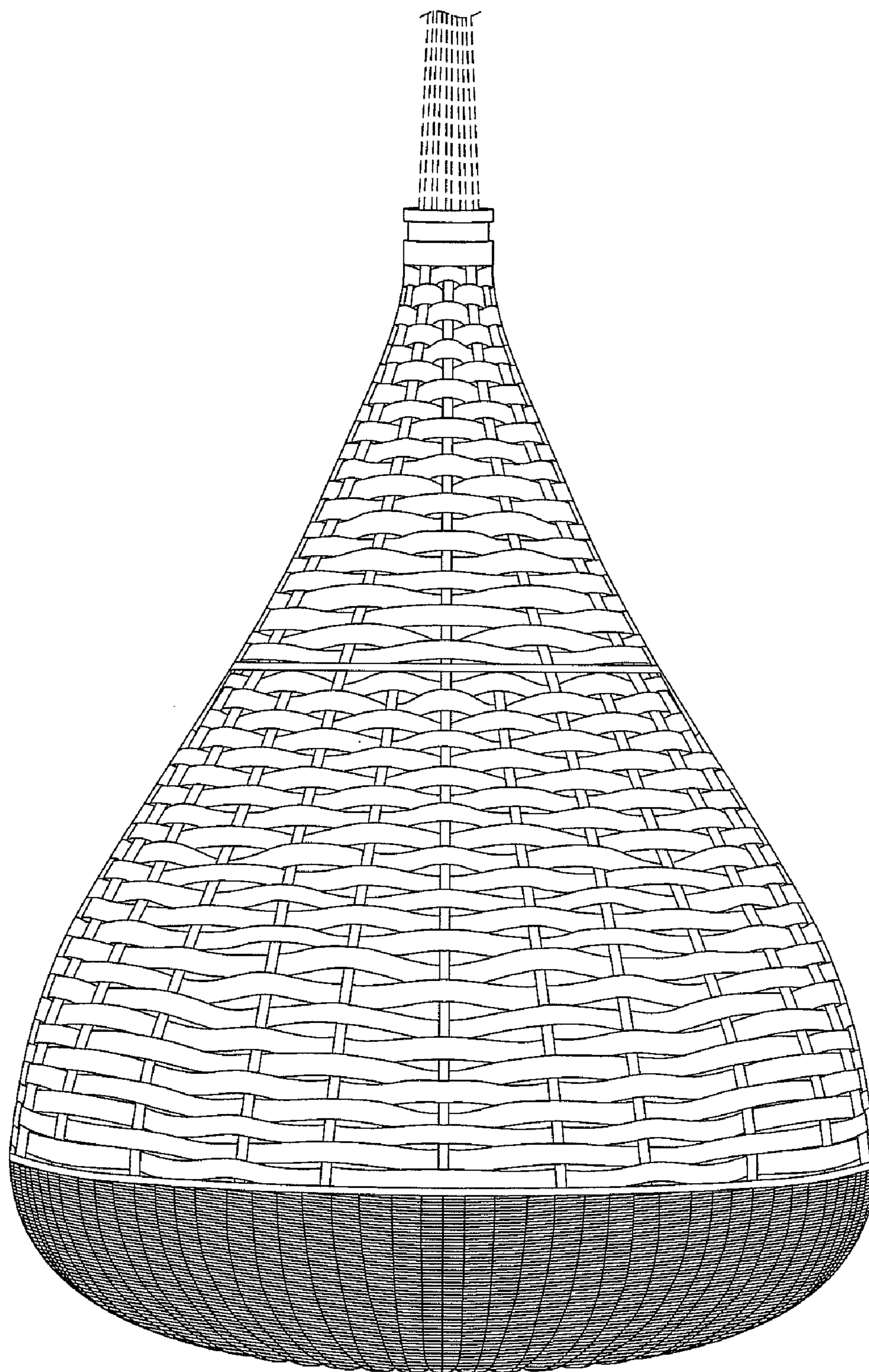


FIG. 2