

US00D660002S

(12) **United States Design Patent**
Smigel et al.

(10) **Patent No.:** **US D660,002 S**

(45) **Date of Patent:** **** May 22, 2012**

(54) **TOOTHBRUSH**

(76) Inventors: **Lucia Smigel**, New York, NY (US);
Irwin Smigel, New York, NY (US)

(**) Term: **14 Years**

(21) Appl. No.: **29/351,698**

(22) Filed: **Dec. 9, 2009**

(51) **LOC (9) Cl.** **04-02**

(52) **U.S. Cl.** **D4/104**

(58) **Field of Classification Search** D4/104-112,
D4/134, 136, 138; 15/143.1, 167.1, 167.2,
15/186-188; 132/308-311; 601/139, 141
See application file for complete search history.

(56) **References Cited**

U.S. PATENT DOCUMENTS

D160,101 S *	9/1950	MacDonald	D4/104
D224,187 S *	7/1972	Klepper	D4/104
D317,529 S	6/1991	Smigel et al.		
D341,719 S *	11/1993	Franco	D4/104
D360,984 S *	8/1995	Sullivan, IV	D4/104
D389,316 S *	1/1998	Travesi	D4/108
D502,322 S *	3/2005	Bava et al.	D4/104

FOREIGN PATENT DOCUMENTS

JP 10042958 A * 2/1998
JP 10327932 A * 12/1998

* cited by examiner

Primary Examiner — Melanie H Tung

Assistant Examiner — Lavone D Tabor

(74) *Attorney, Agent, or Firm* — Michael J. Brown

(57) **CLAIM**

The ornamental design for the toothbrush, as shown and described.

DESCRIPTION

FIG. 1 is a left side view of the new ornamental toothbrush of the present invention, the right side view being a minor image thereof.

FIG. 2 is a front view thereof.

FIG. 3 is a front perspective thereof.

FIG. 4 is a top view thereof; and,

FIG. 5 is a bottom view thereof.

The broken line shown in FIG. 5 represents the bounds of the claim and forms no part thereof.

1 Claim, 1 Drawing Sheet



FIG. 1




FIG. 2




FIG. 3

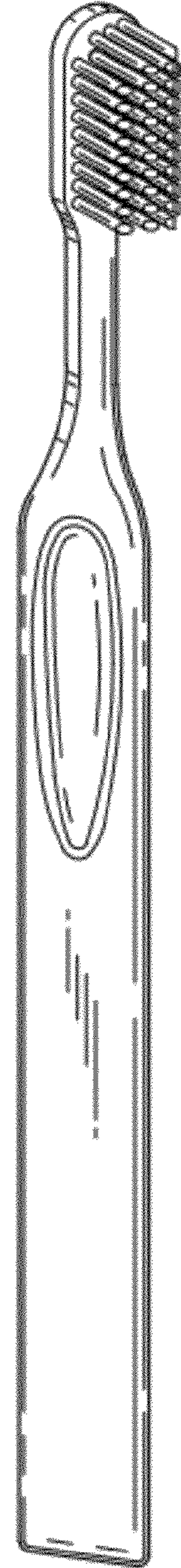


FIG. 4

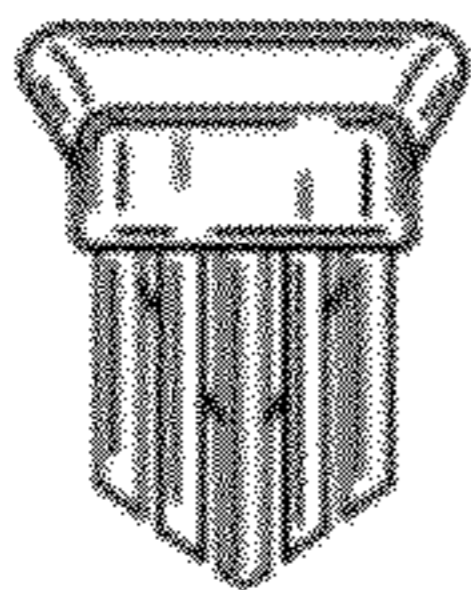


FIG. 5

