



US00D659997S

(12) **United States Design Patent**
Murphy, Jr.

(10) **Patent No.:** **US D659,997 S**

(45) **Date of Patent:** **** *May 22, 2012**

(54) **EYEGGLASS HOLDER**

(76) Inventor: **H. Stetser Murphy, Jr.**, Marietta, GA
(US)

(*) Notice: This patent is subject to a terminal disclaimer.

(**) Term: **14 Years**

(21) Appl. No.: **29/375,045**

(22) Filed: **Sep. 16, 2010**

(51) **LOC (9) Cl.** **03-01**

(52) **U.S. Cl.** **D3/266; D3/328**

(58) **Field of Classification Search** **D3/266,**
D3/328; 248/309.1; 24/3.3, 3.13
See application file for complete search history.

(56) **References Cited**

U.S. PATENT DOCUMENTS

D322,617 S * 12/1991 Kok D3/266
5,305,934 A * 4/1994 Grey 224/617

5,699,140 A * 12/1997 Fuhrman 351/155
D389,644 S * 1/1998 Marziale et al. D3/255
5,893,198 A * 4/1999 DeCotis 24/3.3
D471,357 S * 3/2003 Hoppe et al. D3/266
D569,101 S * 5/2008 Wang et al. D3/266

* cited by examiner

Primary Examiner — Holly Baynham

(74) *Attorney, Agent, or Firm* — Myers Business Law, LLC;
Joel D. Myers


(57) **CLAIM**

We claim the ornamental design for an eyeglass holder, as shown and described.

DESCRIPTION

FIG. 1 is a top view of the present invention.
FIG. 2 is a front view of the present invention.
FIG. 3 is a first side view of the present invention.
FIG. 4 is a bottom view of the present invention.
FIG. 5 is a second side view of the present invention; and,
FIG. 6 is a rear view of the present invention.

1 Claim, 2 Drawing Sheets



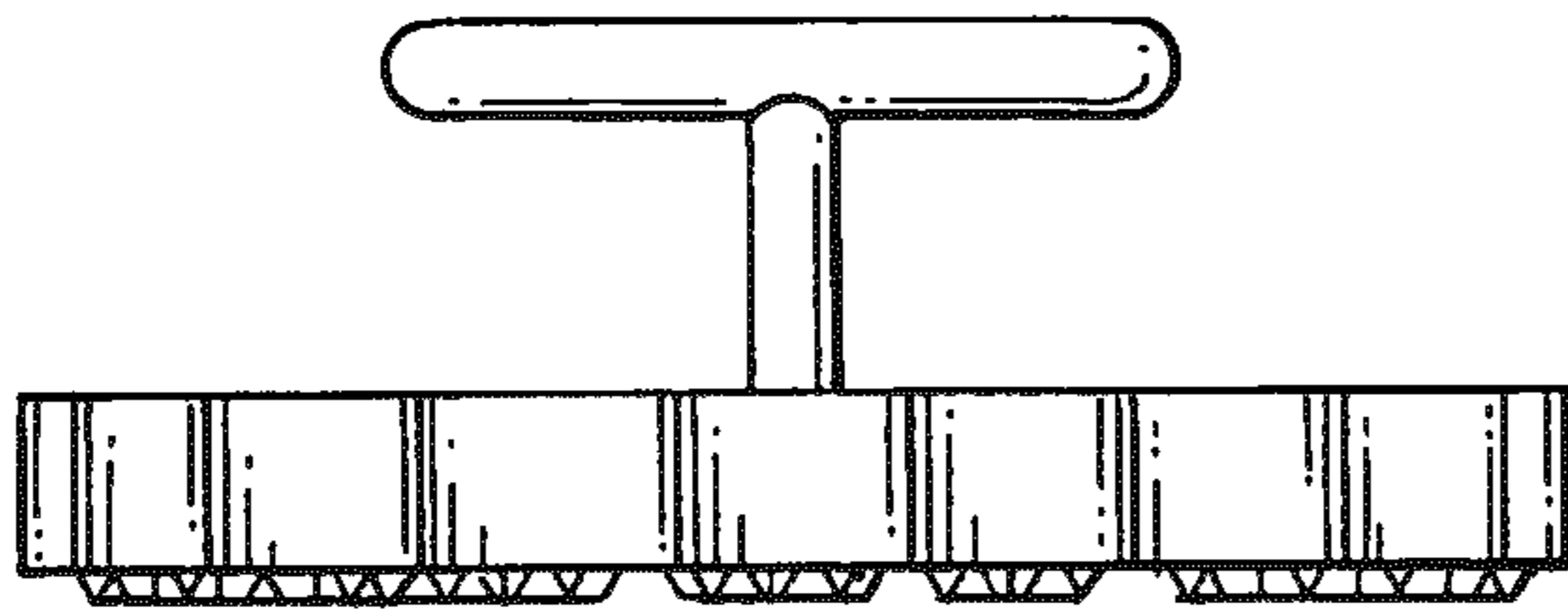


Fig. 1




Fig. 2

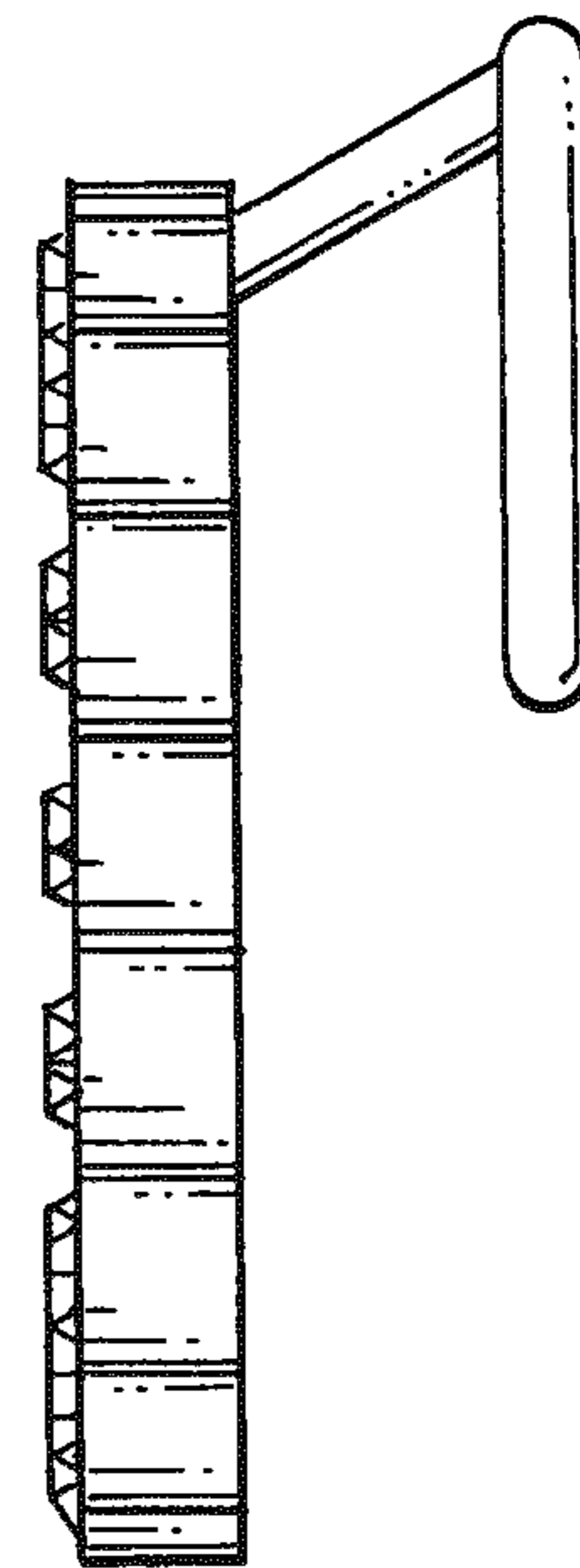


Fig. 3

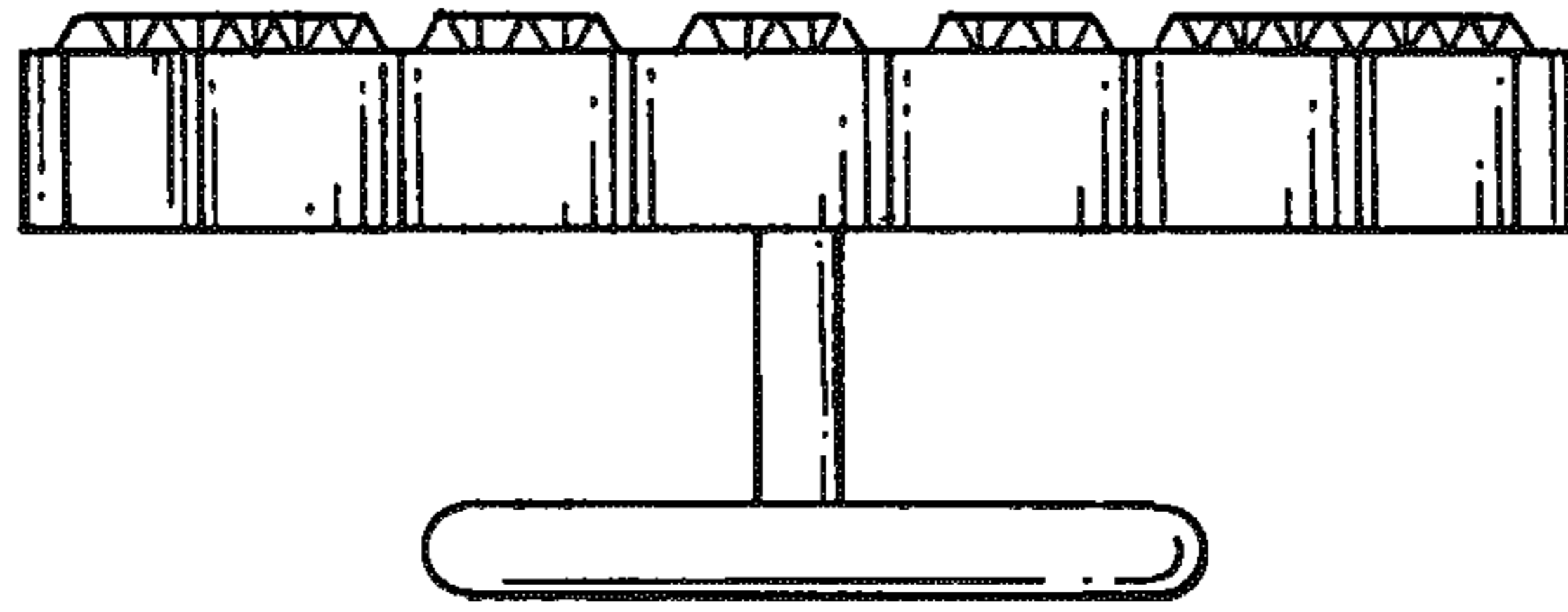


Fig. 4

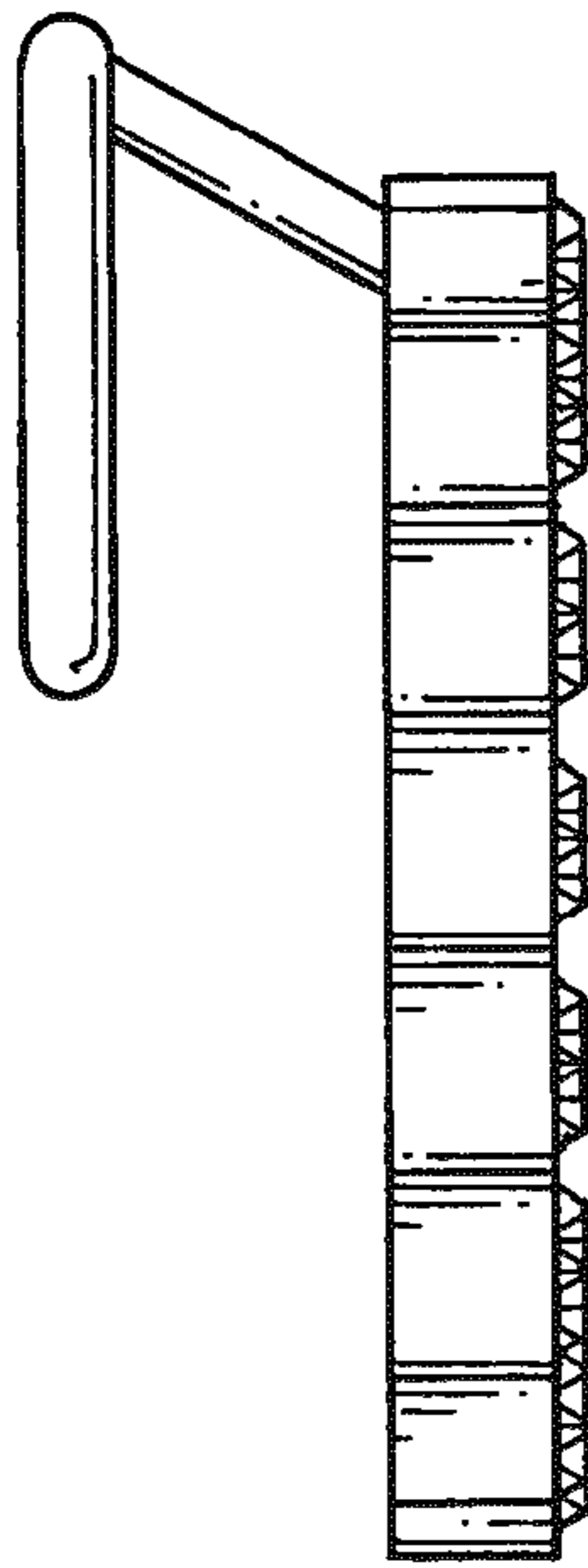


Fig. 5




Fig. 6