



US00D659995S

(12) **United States Design Patent**
Vukson

(10) **Patent No.:** **US D659,995 S**

(45) **Date of Patent:** **** May 22, 2012**

(54) **ONE BAND ID**

6,085,449 A * 7/2000 Tsui 40/1.6
D438,374 S * 3/2001 Hayman D3/215
D512,832 S * 12/2005 Charles, Jr. D3/215

(76) Inventor: **Joseph Vukson**, Wayland, MA (US)

* cited by examiner

(**) Term: **14 Years**

Primary Examiner — Catheri Oliver

(21) Appl. No.: **29/400,939**

(74) *Attorney, Agent, or Firm* — Gary E. Lambert; David J. Cannoughton, Jr.; Lambert & Associates

(22) Filed: **Sep. 2, 2011**

(51) **LOC (9) Cl.** **03-01**

(52) **U.S. Cl.** **D3/227**

(58) **Field of Classification Search** D3/227,
D3/215, 224, 226, 247–249; 224/219, 222,
224/267, 269, 261, 901.4, 901.6; 40/661.01,
40/661.02, 1.5, 1.6, 586, 640

See application file for complete search history.

(57) **CLAIM**

The ornamental design for a one band ID, as shown and described.

DESCRIPTION

FIG. 1 is a top perspective view of the one band ID showing my new design;

FIG. 2 is a top plan view, shown in an unfolded position;

FIG. 3 is a bottom plan view thereof;

FIG. 4 is a front elevation view thereof;

FIG. 5 is a rear elevation view thereof;

FIG. 6 is a right side elevation view thereof; and,

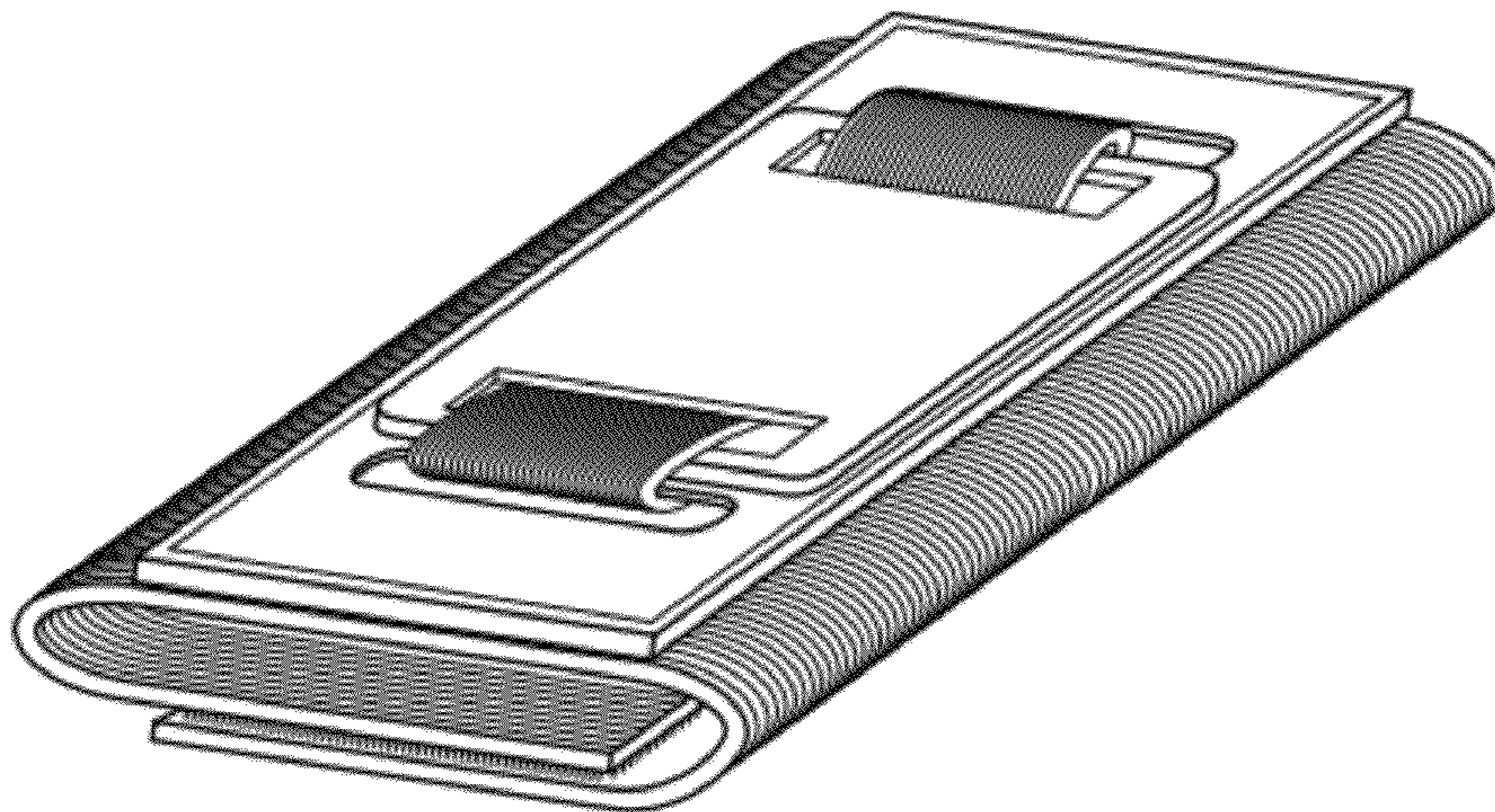
FIG. 7 is a left side elevation view.

(56) **References Cited**

U.S. PATENT DOCUMENTS

D265,861 S * 8/1982 Walasek D3/227
D335,023 S * 4/1993 Hutcheson D3/227
D341,488 S * 11/1993 Walasek D3/227
5,400,936 A * 3/1995 Jones et al. 224/222

1 Claim, 3 Drawing Sheets



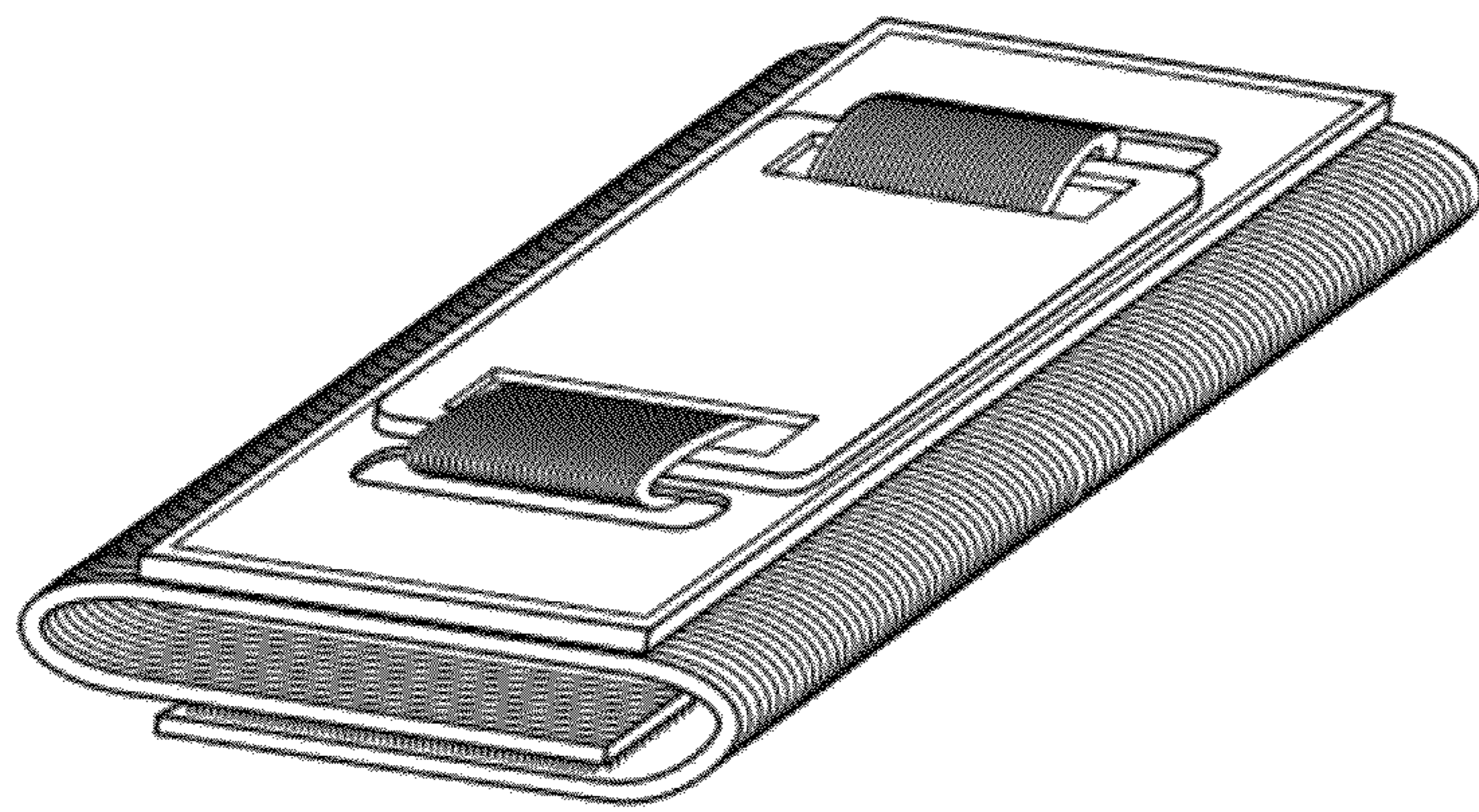


Fig. 1

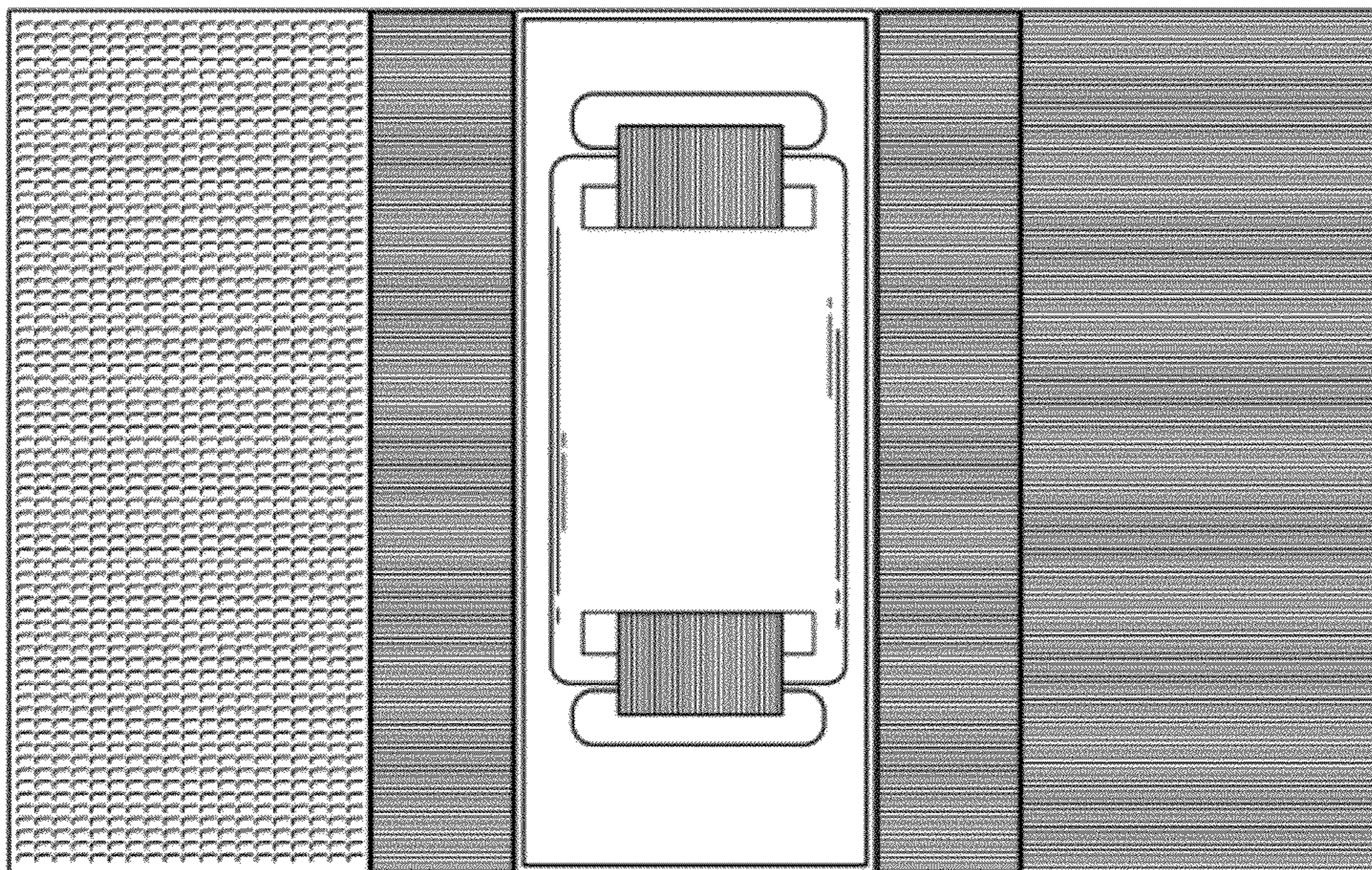


Fig. 2



Fig. 3




Fig. 4



Fig. 5



Fig. 6

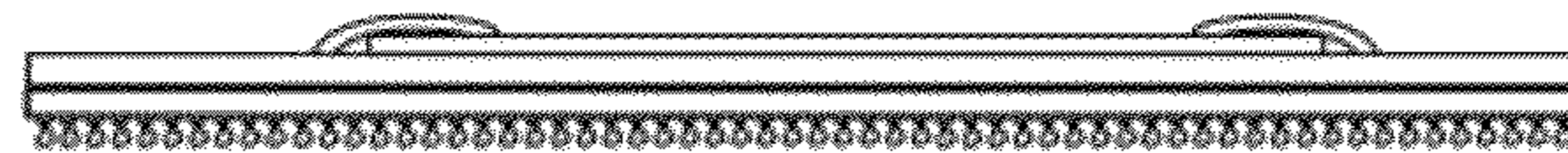


Fig. 7