

US00D659989S

(12) **United States Design Patent**
Caine

(10) **Patent No.:** **US D659,989 S**

(45) **Date of Patent:** **** May 22, 2012**

(54) **SHOE UPPER**

(75) Inventor: **Andrew Caine**, Portland, OR (US)

(73) Assignee: **NIKE, Inc.**, Beaverton, OR (US)

(**) Term: **14 Years**

(21) Appl. No.: **29/414,575**

(22) Filed: **Feb. 29, 2012**

(51) **LOC (9) Cl.** **02-99**

(52) **U.S. Cl.** **D2/972; D2/964**

(58) **Field of Classification Search** D2/896,
D2/902, 906-908, 943, 944, 946, 964, 969,
D2/972-974; 36/45-49, 50.1, 77 M, 77 R,
36/83, 88, 113, 114, 126-131

See application file for complete search history.

(56) **References Cited**

U.S. PATENT DOCUMENTS

D296,837 S	7/1988	Brown	
D297,591 S	9/1988	Brown et al.	
D297,781 S	9/1988	Diaz et al.	
D302,486 S *	8/1989	Brown et al.	D2/969
D307,350 S	4/1990	Brown	
D330,452 S	10/1992	Hatfield	
D342,599 S *	12/1993	Luke	D2/902
D424,292 S	5/2000	Besanceney, III et al.	
D441,181 S	5/2001	Morgan	
D449,731 S	10/2001	Roulo	
D475,183 S	6/2003	McClaskie	
D475,513 S	6/2003	Reynolds	
D509,348 S	9/2005	Brewer	
D515,303 S	2/2006	Smith, III	
D517,791 S	3/2006	Sedlbauer	
D520,729 S *	5/2006	Hamel	D2/972
D533,339 S *	12/2006	Edwards	D2/972
D540,531 S	4/2007	Lee	
D543,682 S *	6/2007	Matis et al.	D2/969

D548,444 S	8/2007	Covatch	
D575,951 S	9/2008	St-Louis	
D595,496 S	7/2009	Mayden	
D609,450 S *	2/2010	Dombrow	D2/972
D635,347 S	4/2011	Castellon	
D636,569 S *	4/2011	McMillan	D2/946
D637,380 S	5/2011	Niedner	
D644,020 S *	8/2011	Caine	D2/972
D649,756 S	12/2011	Thornhill	

OTHER PUBLICATIONS

Nike Footwear Catalog, Footwear: Spring 1990, p. 94, published Jun. 1989, Nike, Inc., USA.

Nike Footwear Catalog, Jordan Footwear: Holiday 2001, p. 5, published Mar. 2001, Nike, Inc., USA.

Nike Footwear Catalog, Men's, Women's, and Kids' Footwear: Late Spring 2004, p. 65, published Sep. 2003, Nike, Inc., USA.

* cited by examiner

Primary Examiner — Dominic Simone

(74) *Attorney, Agent, or Firm* — Banner & Witcoff, Ltd.

(57) **CLAIM**

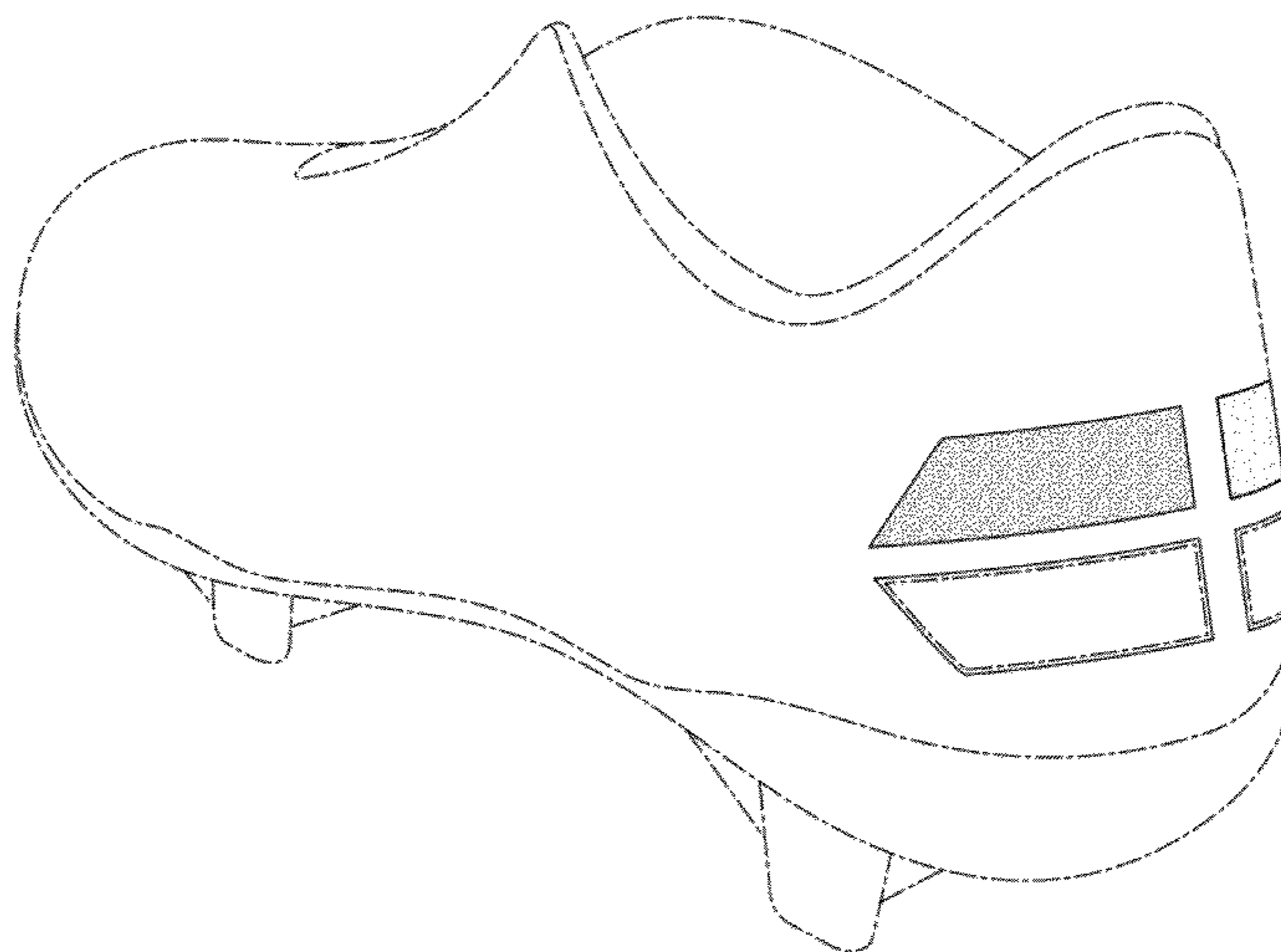
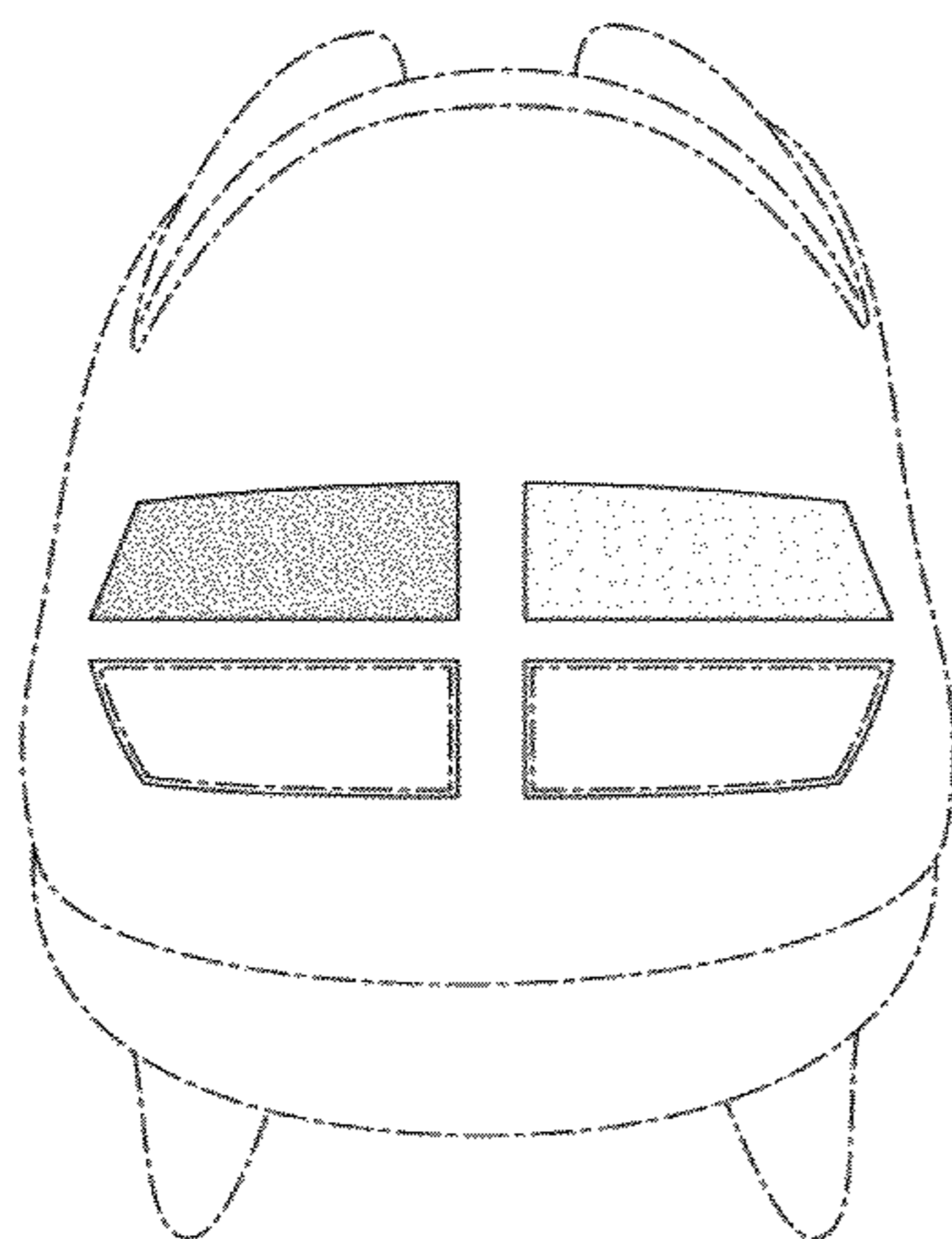
The ornamental design for a shoe upper, as shown and described.

DESCRIPTION

FIG. 1 is a heel view of a shoe upper showing my new design; FIG. 2 is a rear lateral perspective view thereof; and, FIG. 3 is a rear medial perspective view thereof.

The unshaded regions within the two lower trapezoidal shapes, demarcated by broken lines, form no part of the claimed design. The contrast in shading in the upper two trapezoidal shapes represents a contrast of appearance and no particular color, texture, or finish is being claimed. The broken lines showing the remainder of the shoe are for environmental purposes only and form no part of the claimed design.

1 Claim, 3 Drawing Sheets



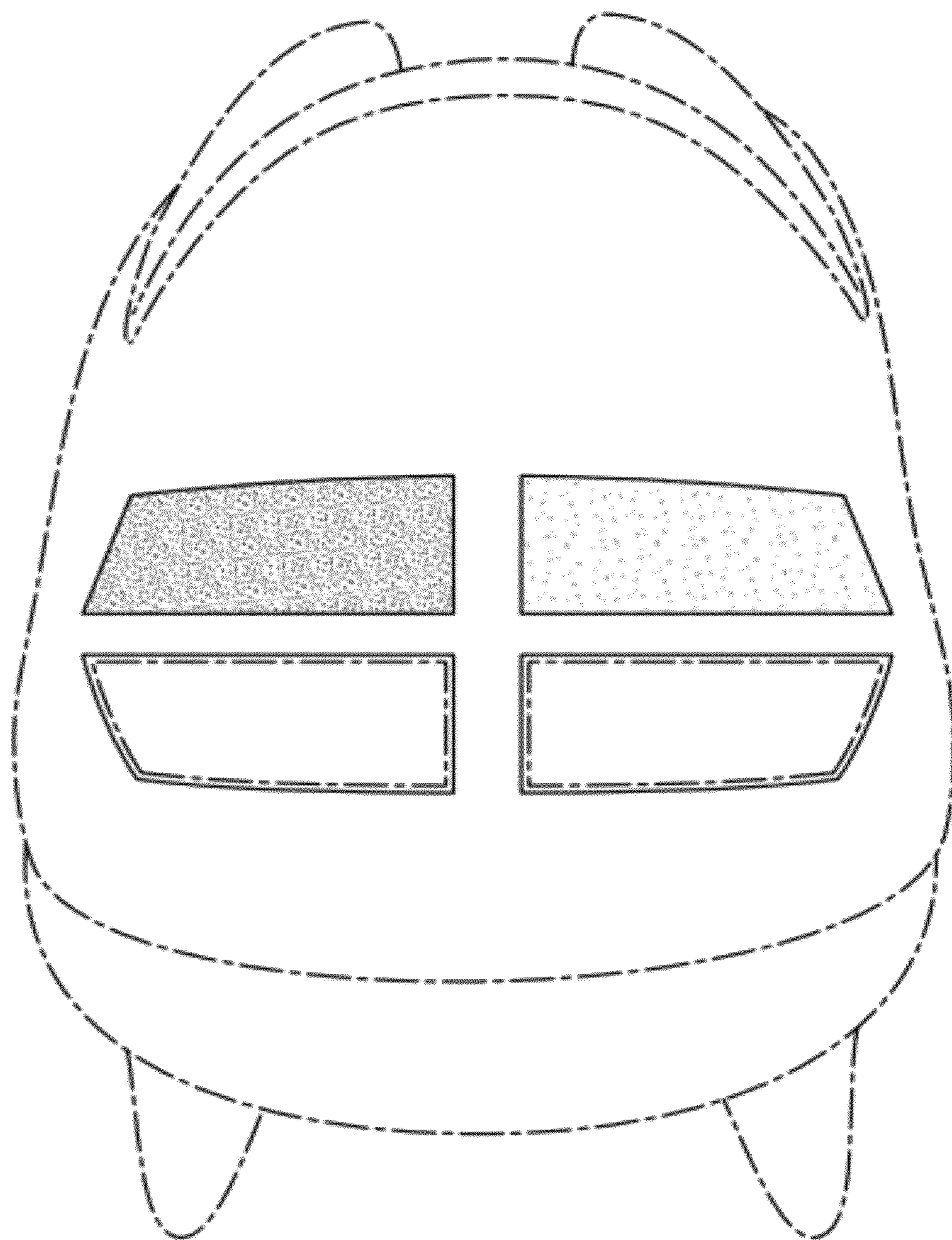


FIG. 1

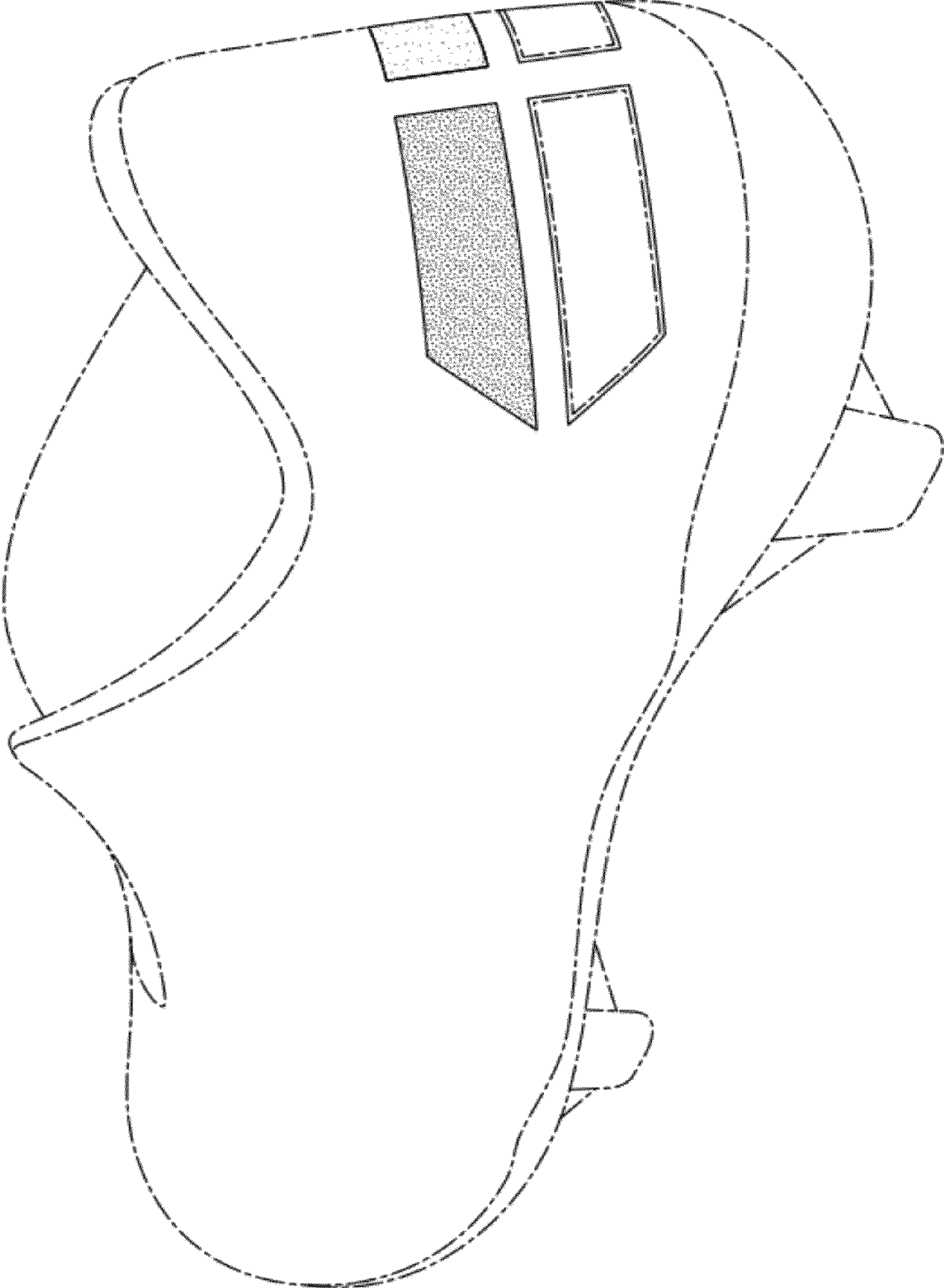


FIG. 2

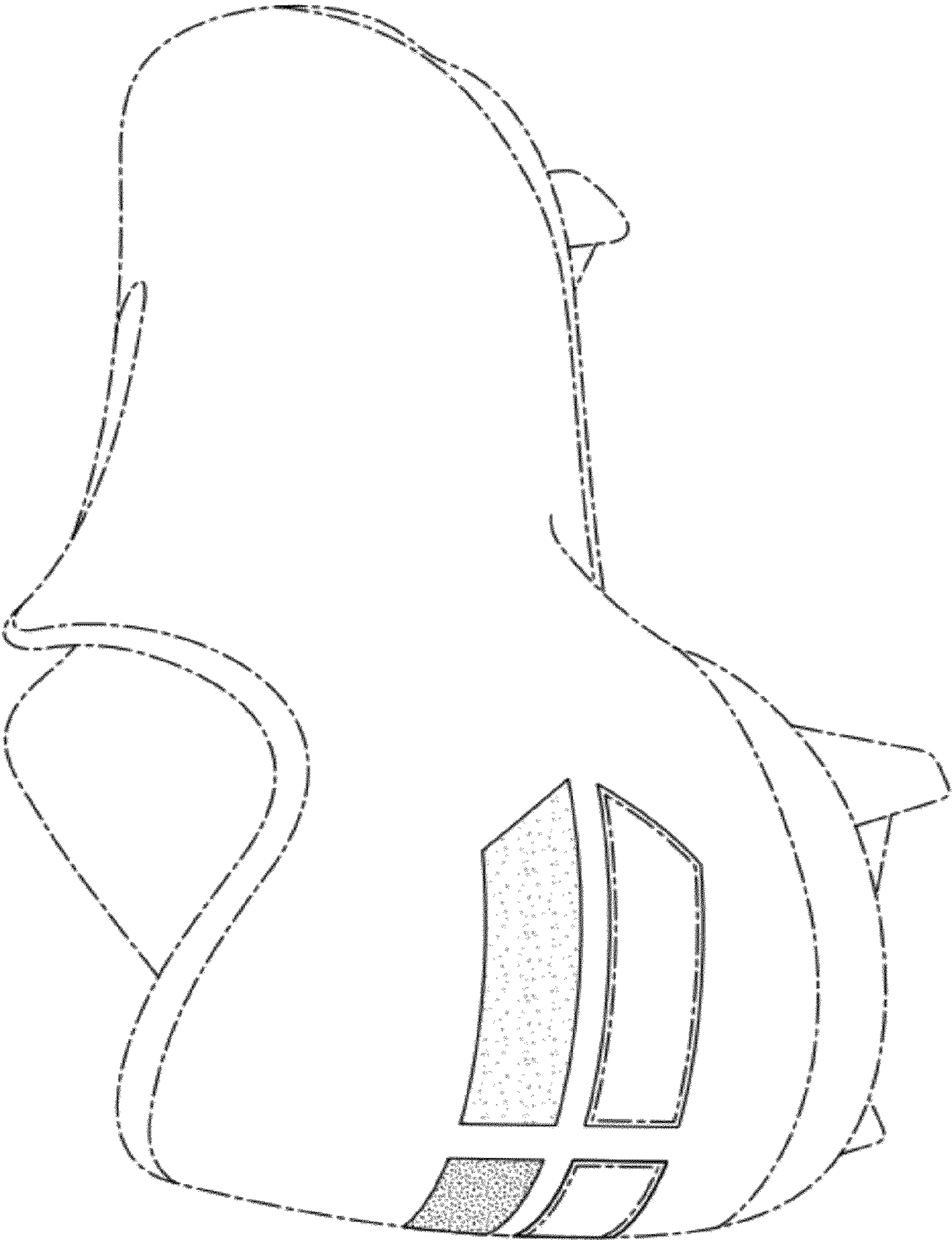


FIG. 3