



US00D659976S

(12) **United States Design Patent**
Mahoney

(10) **Patent No.:** **US D659,976 S**

(45) **Date of Patent:** **** May 22, 2012**

(54) **ARTICLE OF FOOTWEAR**

(75) **Inventor:** **Christopher J. Mahoney**, Concord, MA (US)

(73) **Assignee:** **Saucony, Inc.**, Lexington, MA (US)

(**) **Term:** **14 Years**

(21) **Appl. No.:** **29/378,989**

(22) **Filed:** **Nov. 12, 2010**

(51) **LOC (9) Cl.** **02-04**

(52) **U.S. Cl.** **D2/972**

(58) **Field of Classification Search** D2/896,
D2/902, 906, 907, 908, 929, 935, 937, 938,
D2/943, 944, 945, 946, 969-978; 36/83,
36/113, 114, 115, 117.4, 126-131, 136, 137,
36/3 A, 45, 46.5, 47, 50.1, 48, 49, 57

See application file for complete search history.

(56) **References Cited**

U.S. PATENT DOCUMENTS

290,460	A	12/1883	Mitchell	
955,337	A	4/1910	Lawlor	
1,949,318	A	2/1934	Markowsky	
2,298,941	A	10/1942	Herrmann	
2,311,996	A	2/1943	Parker	
3,040,454	A	6/1962	Topper et al.	
3,535,800	A	10/1970	Stöhr	
D220,464	S *	4/1971	Hayashi	D2/902
D223,329	S *	4/1972	Oshima	D2/907
3,821,858	A	7/1974	Haselden	
D239,342	S *	3/1976	Dassler	D2/907
D248,513	S *	7/1978	Soler	D2/907
4,447,967	A	5/1984	Zaino et al.	
4,534,122	A	8/1985	MacPhail	
4,562,652	A	1/1986	Hensler	

D283,364	S *	4/1986	Gamm	D2/907
D290,181	S *	6/1987	Autry	D2/907
4,677,769	A	7/1987	Ahmad et al.	
4,769,928	A	9/1988	Ward	
4,839,972	A	6/1989	Pack et al.	

(Continued)

FOREIGN PATENT DOCUMENTS

DE 3415960 A1 11/1984

(Continued)

Primary Examiner — Elizabeth J Oswecki

(74) *Attorney, Agent, or Firm* — Honigman Miller Schwartz and Cohn LLP

(57) **CLAIM**

The ornamental design for an article of footwear, as shown and described.

DESCRIPTION

FIG. 1 is a perspective view of an article of footwear, showing my new design;

FIG. 2 is a right side view of the article of footwear of FIG. 1;

FIG. 3 is a left side view of the article of footwear of FIG. 1;

FIG. 4 is a front view of the article of footwear of FIG. 1;

FIG. 5 is a rear view of the article of footwear of FIG. 1;

FIG. 6 is a top plan view of the article of footwear of FIG. 1;

and,

FIG. 7 is a bottom plan view of the article of footwear of FIG. 1.

The drawings show the design of an article of footwear suitable for being worn on a right foot. The ornamental design also includes the mirror images of drawings, i.e., the design of an article of footwear suitable for being worn on the left foot. The broken lines shown in the drawings represent portions of the article of footwear that form no part of the claimed design.

The drawings show the design of an article of footwear suitable for being worn on a right foot. The ornamental design also includes the mirror images of drawings, i.e., the design of an article of footwear suitable for being worn on the left foot. The broken lines shown in the drawings represent portions of the article of footwear that form no part of the claimed design.

The drawings show the design of an article of footwear suitable for being worn on a right foot. The ornamental design also includes the mirror images of drawings, i.e., the design of an article of footwear suitable for being worn on the left foot. The broken lines shown in the drawings represent portions of the article of footwear that form no part of the claimed design.

The drawings show the design of an article of footwear suitable for being worn on a right foot. The ornamental design also includes the mirror images of drawings, i.e., the design of an article of footwear suitable for being worn on the left foot. The broken lines shown in the drawings represent portions of the article of footwear that form no part of the claimed design.


The drawings show the design of an article of footwear suitable for being worn on a right foot. The ornamental design also includes the mirror images of drawings, i.e., the design of an article of footwear suitable for being worn on the left foot. The broken lines shown in the drawings represent portions of the article of footwear that form no part of the claimed design.

The drawings show the design of an article of footwear suitable for being worn on a right foot. The ornamental design also includes the mirror images of drawings, i.e., the design of an article of footwear suitable for being worn on the left foot. The broken lines shown in the drawings represent portions of the article of footwear that form no part of the claimed design.

The drawings show the design of an article of footwear suitable for being worn on a right foot. The ornamental design also includes the mirror images of drawings, i.e., the design of an article of footwear suitable for being worn on the left foot. The broken lines shown in the drawings represent portions of the article of footwear that form no part of the claimed design.

The drawings show the design of an article of footwear suitable for being worn on a right foot. The ornamental design also includes the mirror images of drawings, i.e., the design of an article of footwear suitable for being worn on the left foot. The broken lines shown in the drawings represent portions of the article of footwear that form no part of the claimed design.

1 Claim, 6 Drawing Sheets



US D659,976 S

Page 2

U.S. PATENT DOCUMENTS

4,858,339 A 8/1989 Hayafuchi et al.
4,920,666 A 5/1990 Marega
4,989,350 A 2/1991 Bunch et al.
5,243,772 A 9/1993 Francis et al.
5,711,092 A 1/1998 Despres et al.
5,752,331 A 5/1998 Perrissoud et al.
5,884,420 A 3/1999 Donnadiou
5,956,868 A 9/1999 Stevens et al.
5,996,251 A 12/1999 LaDuca
6,076,286 A 6/2000 Donnadiou
D449,426 S * 10/2001 Pollastrelli D2/908
6,305,103 B1 10/2001 Camargo
6,374,515 B1 4/2002 Davis
6,745,498 B2 6/2004 LaDuca
6,817,116 B2 11/2004 Chil et al.
D519,720 S * 5/2006 Lin D2/907
7,051,458 B2 5/2006 LaDuca
7,690,132 B2 4/2010 Wilkenfeld
D617,543 S * 6/2010 Henderson D2/972
7,730,634 B2 6/2010 LaDuca
D620,689 S * 8/2010 Weber D2/902
7,823,298 B2 11/2010 Nishiwaki et al.
D639,542 S * 6/2011 Lamont D2/969
D639,543 S * 6/2011 Lamont D2/969
D646,471 S * 10/2011 Mahoney D2/907
D651,787 S * 1/2012 Mahoney D2/908
2002/0078591 A1 6/2002 Morrone

2007/0107264 A1 5/2007 Meschter et al.
2007/0107265 A1 5/2007 Mueller et al.
2010/0083535 A1 4/2010 Meschter et al.

FOREIGN PATENT DOCUMENTS

DE 4018518 A1 1/1991
EP 0047710 A1 3/1982
EP 0234908 A2 9/1987
EP 0562697 A1 9/1993
JP 59108405 A 6/1984
JP 60018082 A 1/1985
JP 01026245 A 1/1989
JP 01139710 A 6/1989
JP 02116807 A 5/1990
JP 03010154 A 1/1991
JP 03025914 A 2/1991
JP 4107608 A 4/1992
JP 06019157 A 1/1994
JP 07011966 A 1/1995
JP 08317806 A 12/1996
JP 11000636 A 1/1999
JP 11018803 A 1/1999
JP 2000184902 A 7/2000
JP 2000287704 A 10/2000
JP 2002209608 A 7/2002
JP 2002345506 A 12/2002
WO WO-2000074514 A1 12/2000
WO WO-2007059017 A1 5/2007

* cited by examiner




FIG. 1

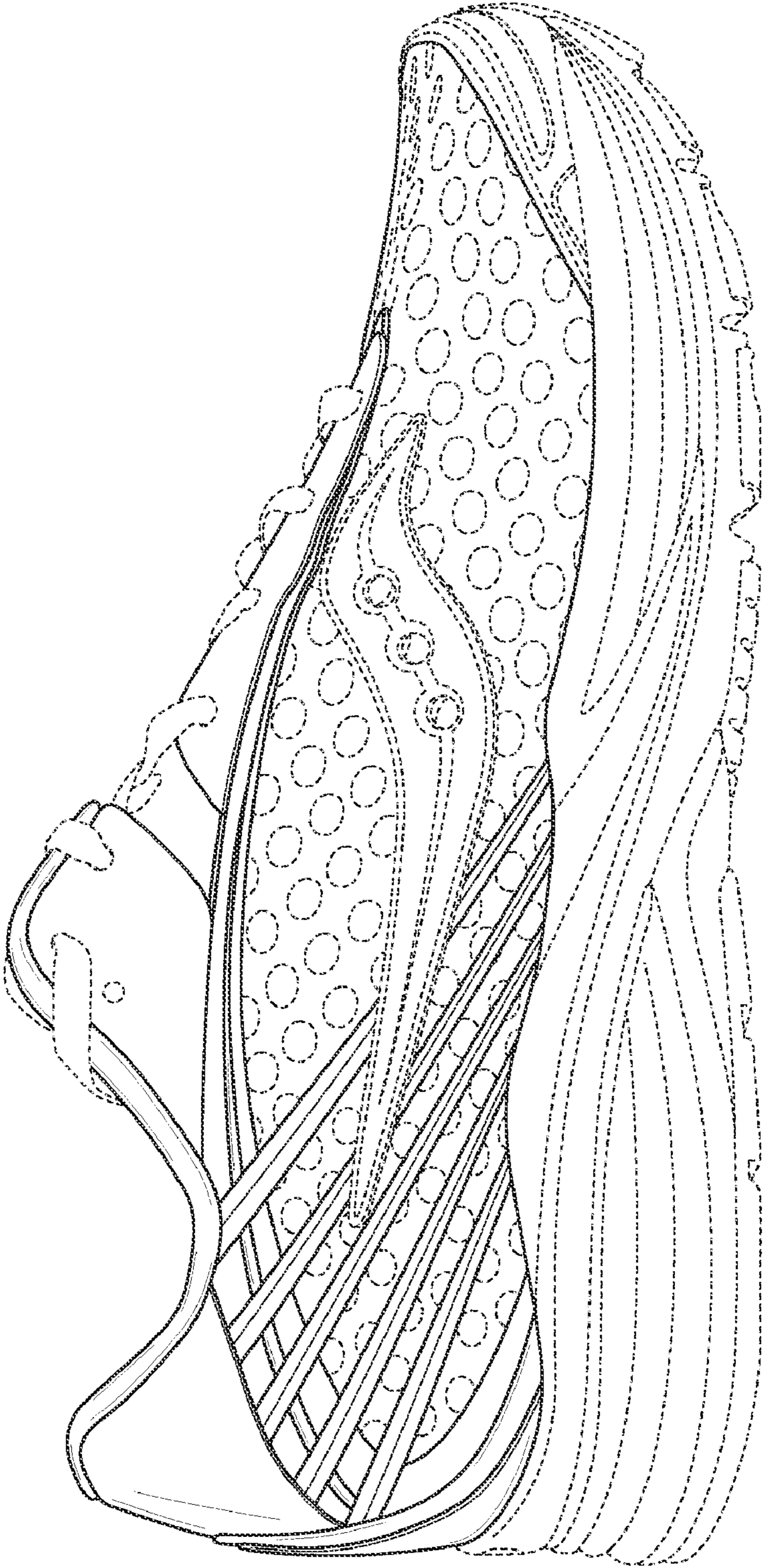


FIG. 2

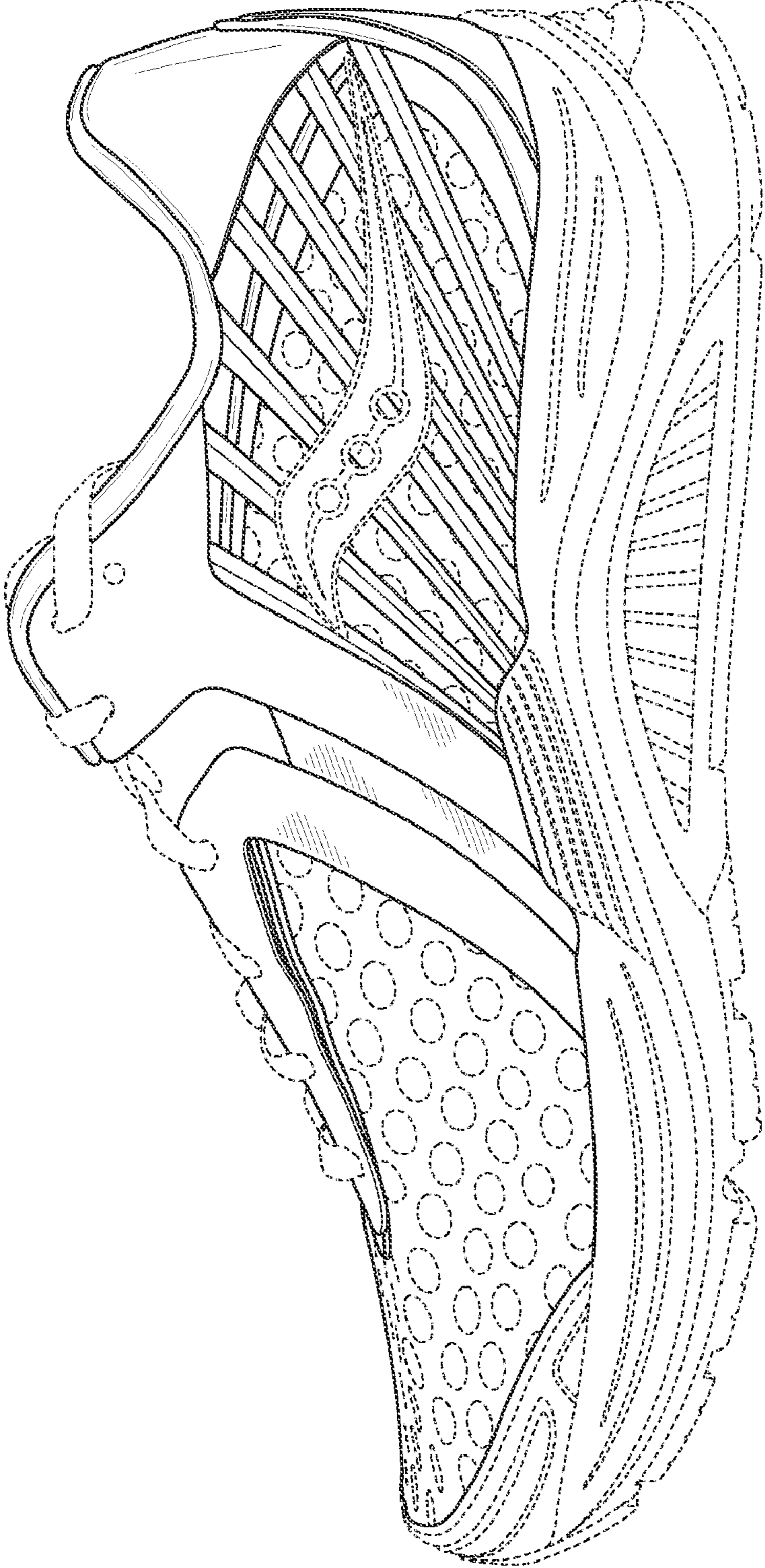


FIG. 3

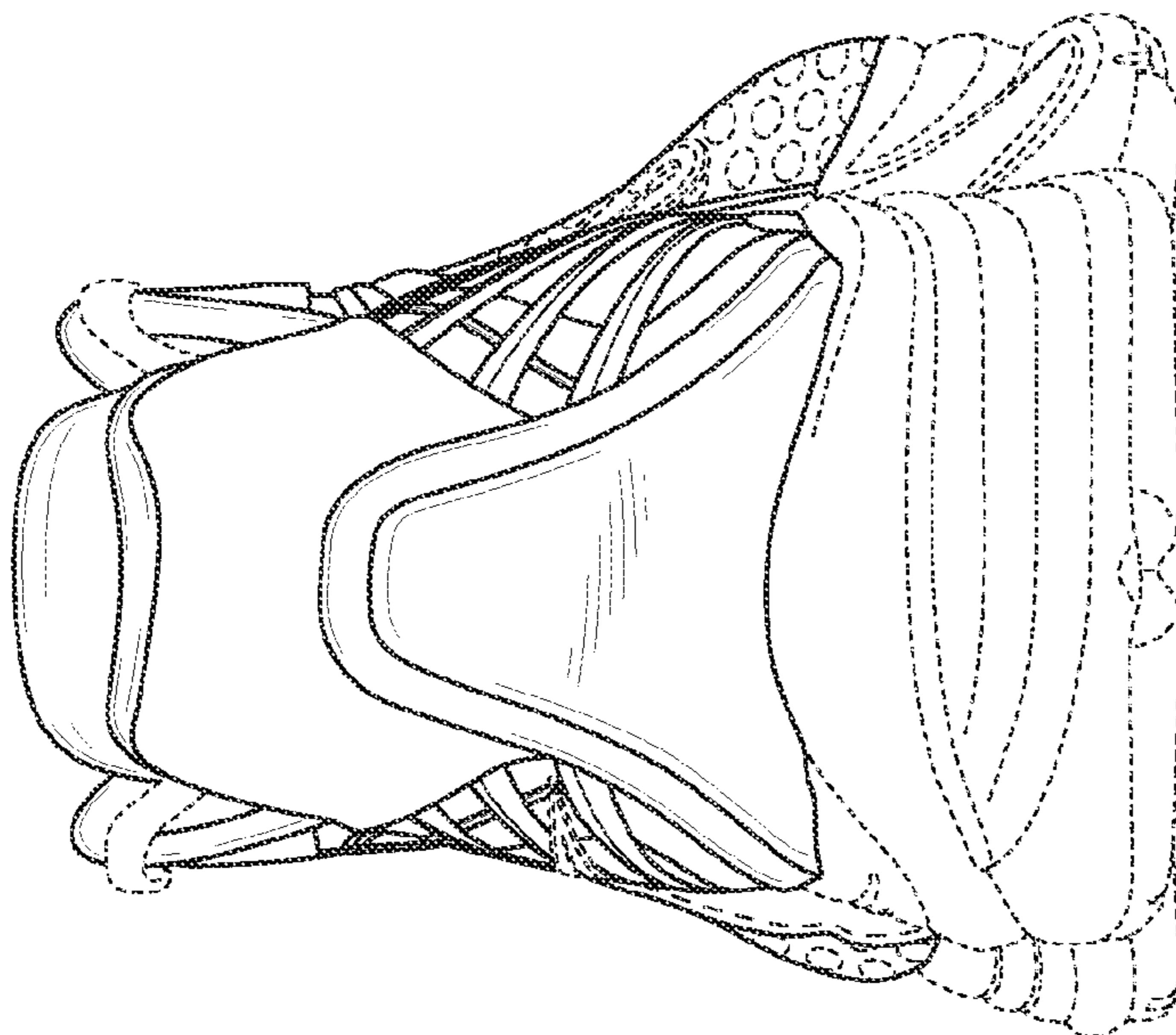


FIG. 4

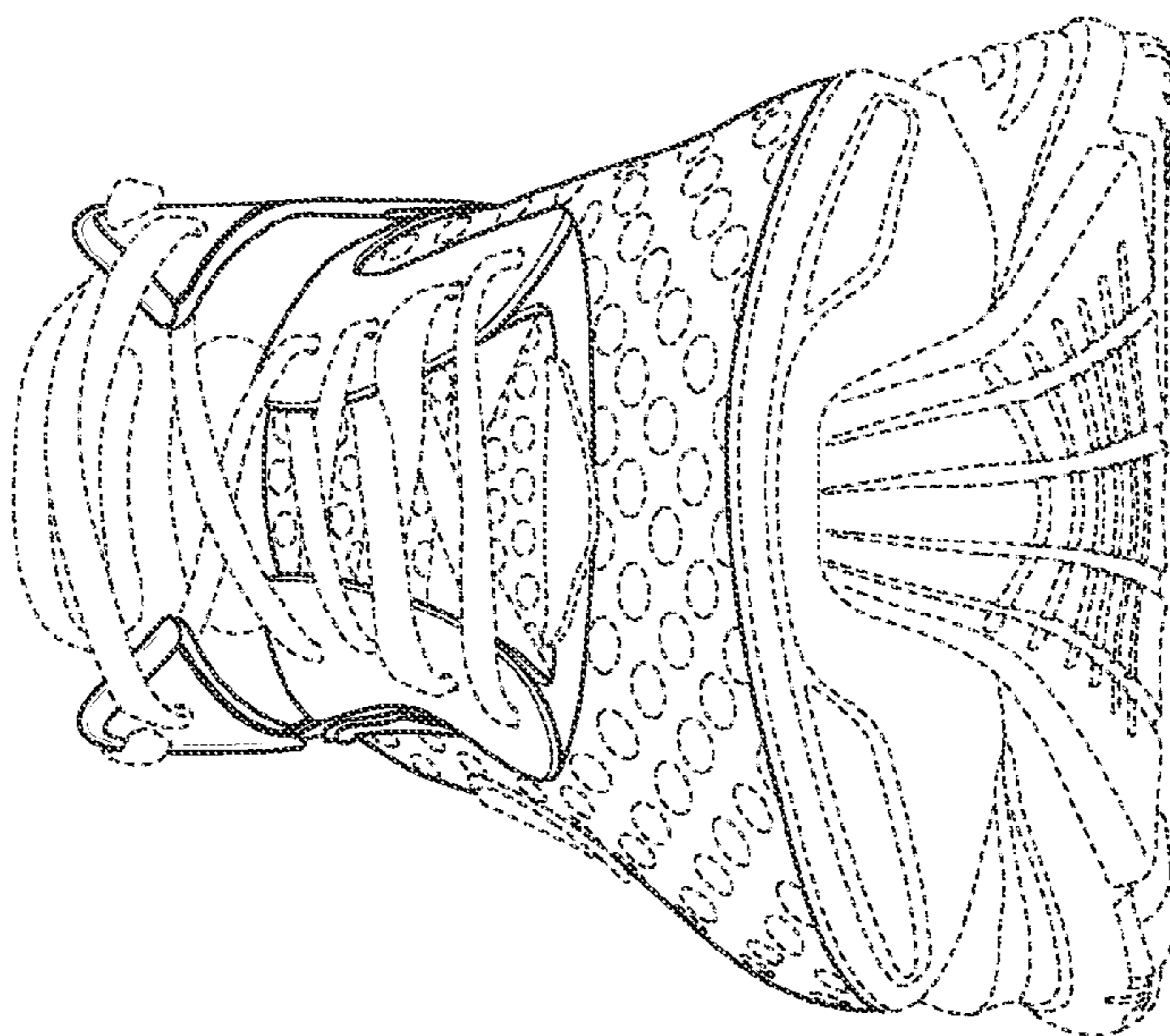


FIG. 5

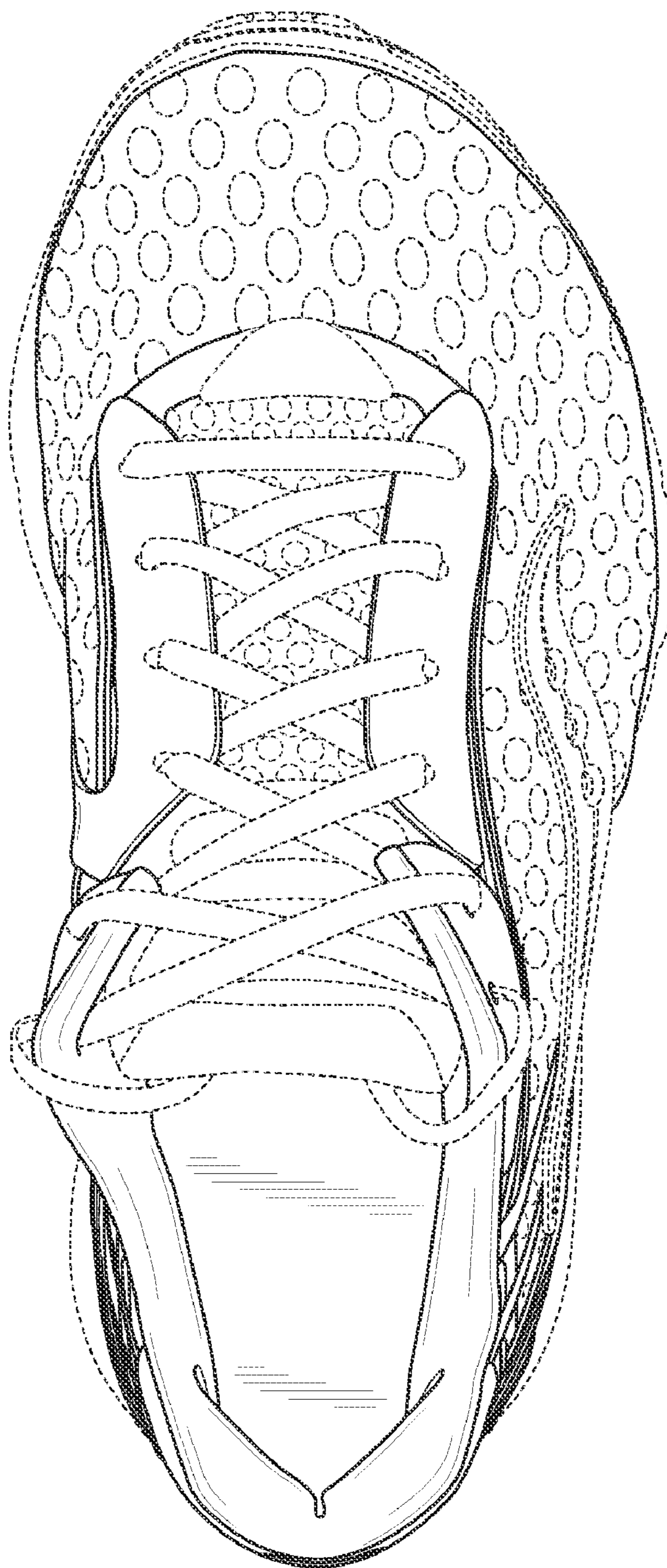


FIG. 6

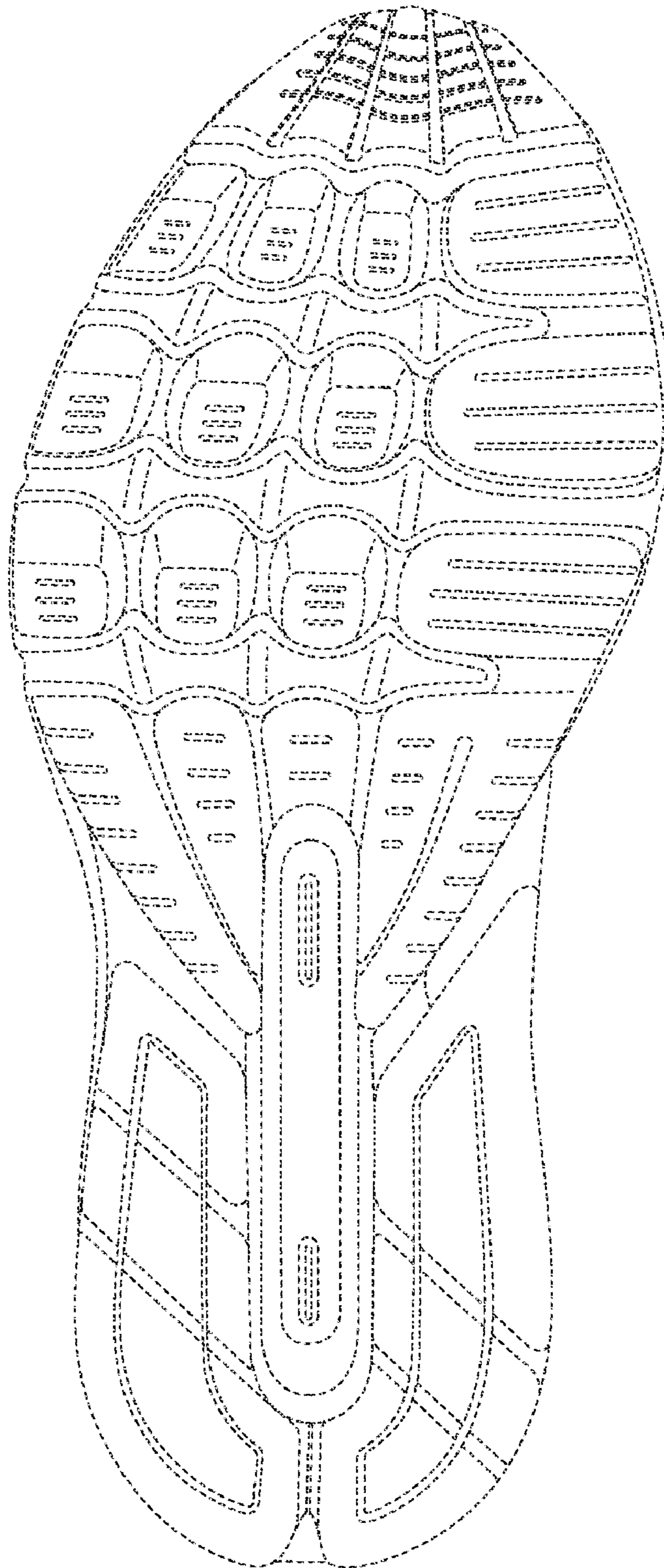


FIG. 7