



US00D659970S

(12) **United States Design Patent**  
**Liao**

(10) **Patent No.:** **US D659,970 S**

(45) **Date of Patent:** **\*\* May 22, 2012**

(54) **ANTI-SLIP SLEEVE FOR SHOE**

(76) Inventor: **Chao-Mei Liao**, Changhua County  
(TW)

(\*\*) Term: **14 Years**

(21) Appl. No.: **29/400,660**

(22) Filed: **Aug. 31, 2011**

(51) **LOC (9) Cl.** ..... **02-04**

(52) **U.S. Cl.** ..... **D2/962**

(58) **Field of Classification Search** ..... D2/896,  
D2/902, 906, 908, 946, 947, 951, 953, 954,  
D2/955, 956, 962; 36/59 R, 67 A, 67 R,  
36/59 C, 114, 115, 116, 126-125, 7.6  
See application file for complete search history.

(56) **References Cited**

U.S. PATENT DOCUMENTS

1,568,064	A *	1/1926	Goldman	.....	36/59 R
D272,772	S *	2/1984	Kohno	.....	D2/954
D294,655	S *	3/1988	Heyes	.....	D2/954
D305,383	S *	1/1990	Arai	.....	D2/956
D373,167	S *	8/1996	Santos	.....	D3/259
D378,319	S *	3/1997	Miyauchi	.....	D2/960
D396,139	S *	7/1998	Dietrich	.....	D2/962
D401,044	S *	11/1998	Heine	.....	D2/954
D404,191	S *	1/1999	Harada et al.	.....	D2/957

D406,938	S *	3/1999	Lin	.....	D2/954
D415,608	S *	10/1999	Gelsomini	.....	D2/954
D427,754	S *	7/2000	Portaud	.....	D2/954
D437,989	S *	2/2001	Cass	.....	D2/952
D571,092	S *	6/2008	Norton	.....	D2/957
D573,779	S *	7/2008	Stauffer	.....	D2/954
D583,542	S *	12/2008	Gerber	.....	D2/962
D617,542	S *	6/2010	Stauffer	.....	D2/962
D651,386	S *	1/2012	Wilken et al.	.....	D2/962
2004/0088883	A1 *	5/2004	Workman	.....	36/15

\* cited by examiner

*Primary Examiner* — Elizabeth J Oswecki

(74) *Attorney, Agent, or Firm* — Muncy, Geissler, Olds & Lowe, PLLC

(57) **CLAIM**

The ornamental design for an anti-slip sleeve for shoe, as shown and described.

**DESCRIPTION**

FIG. 1 is a perspective view of an anti-slip sleeve for shoe showing my new design;  
FIG. 2 is a front view thereof;  
FIG. 3 is a left side view thereof;  
FIG. 4 is a right side view thereof;  
FIG. 5 is a top plan view thereof; and,  
FIG. 6 is a bottom plan view thereof.  
In the drawings, the broken lines in FIGS. 1-6 depict portions of the design that form no part of the claim.

**1 Claim, 4 Drawing Sheets**





FIG. 1




FIG. 2

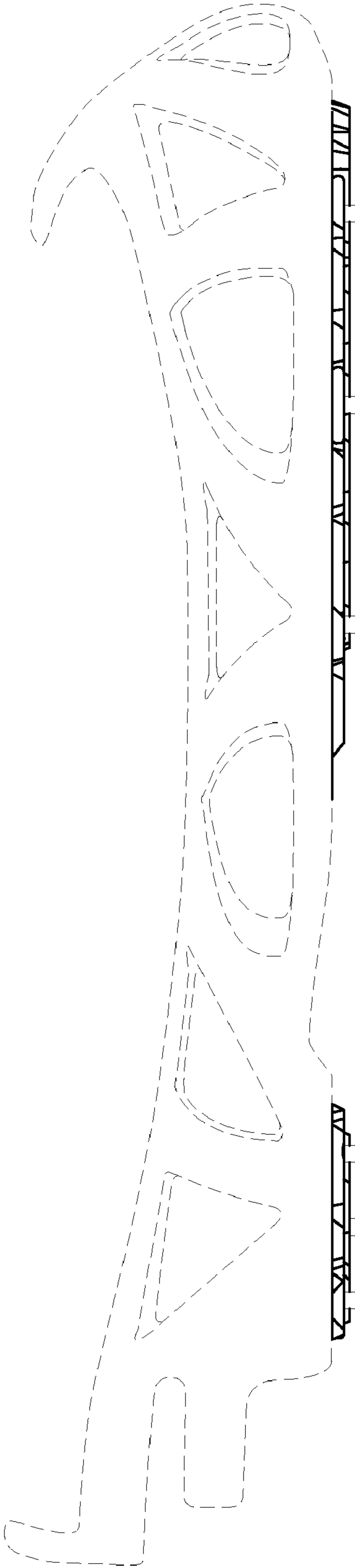


FIG. 3

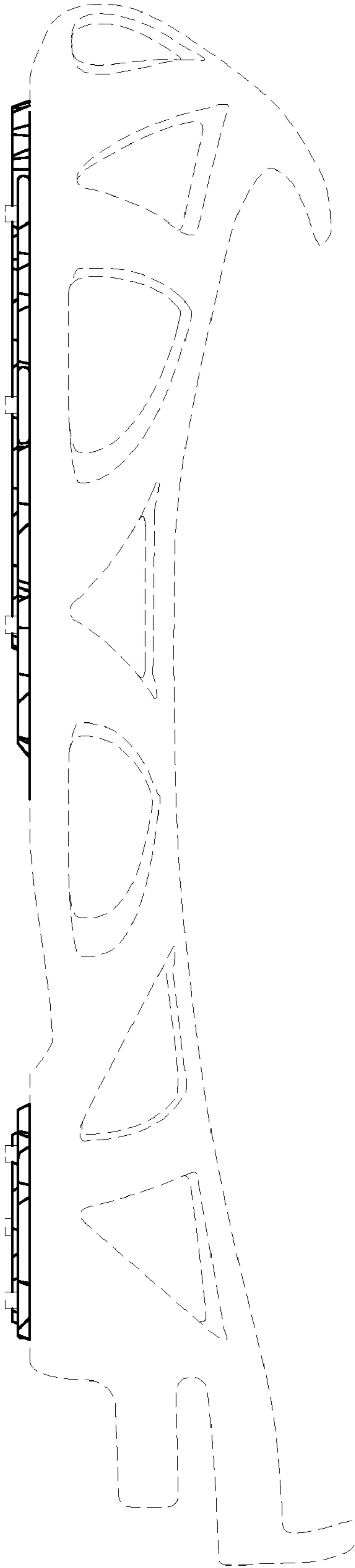


FIG. 4



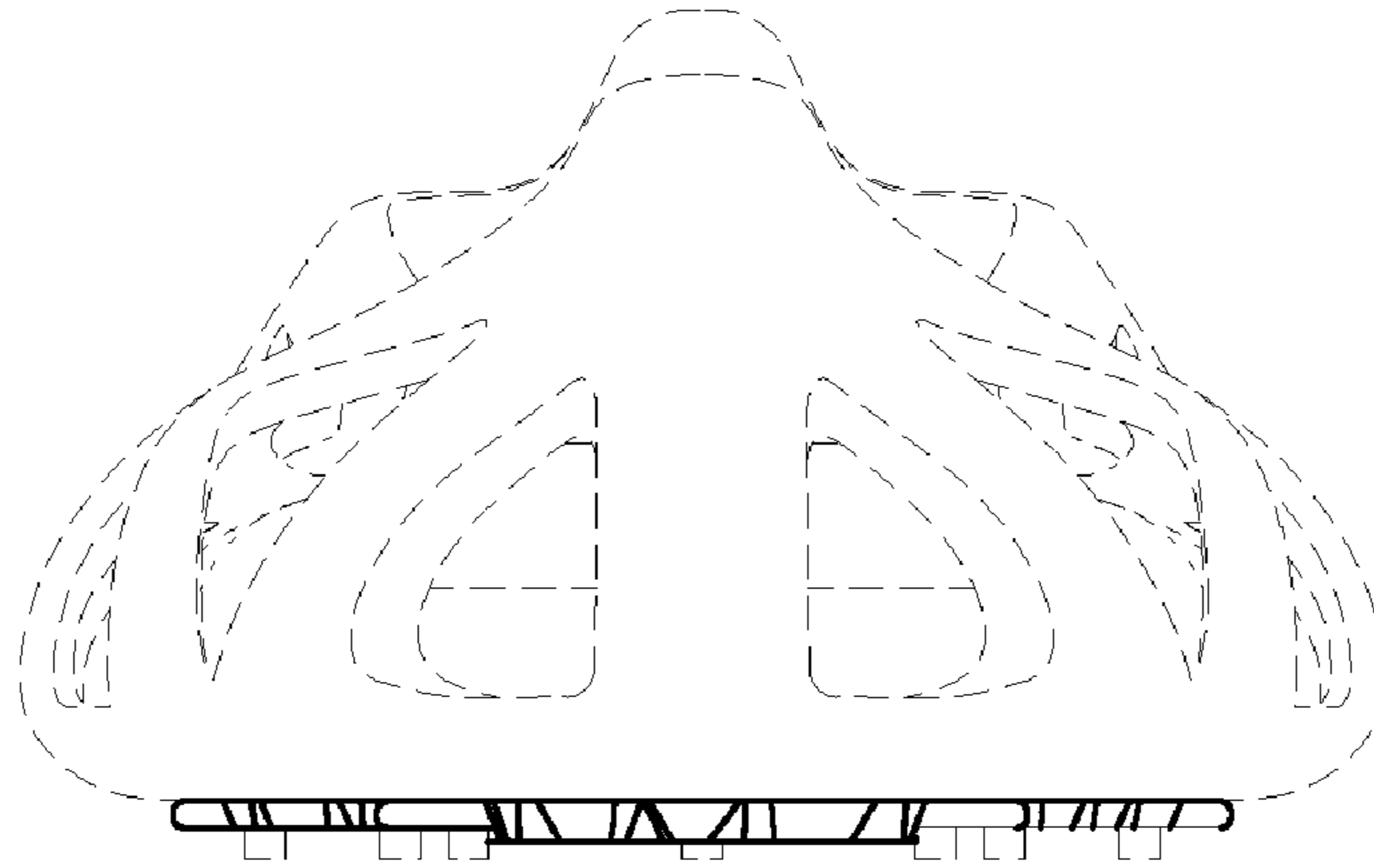


FIG. 5

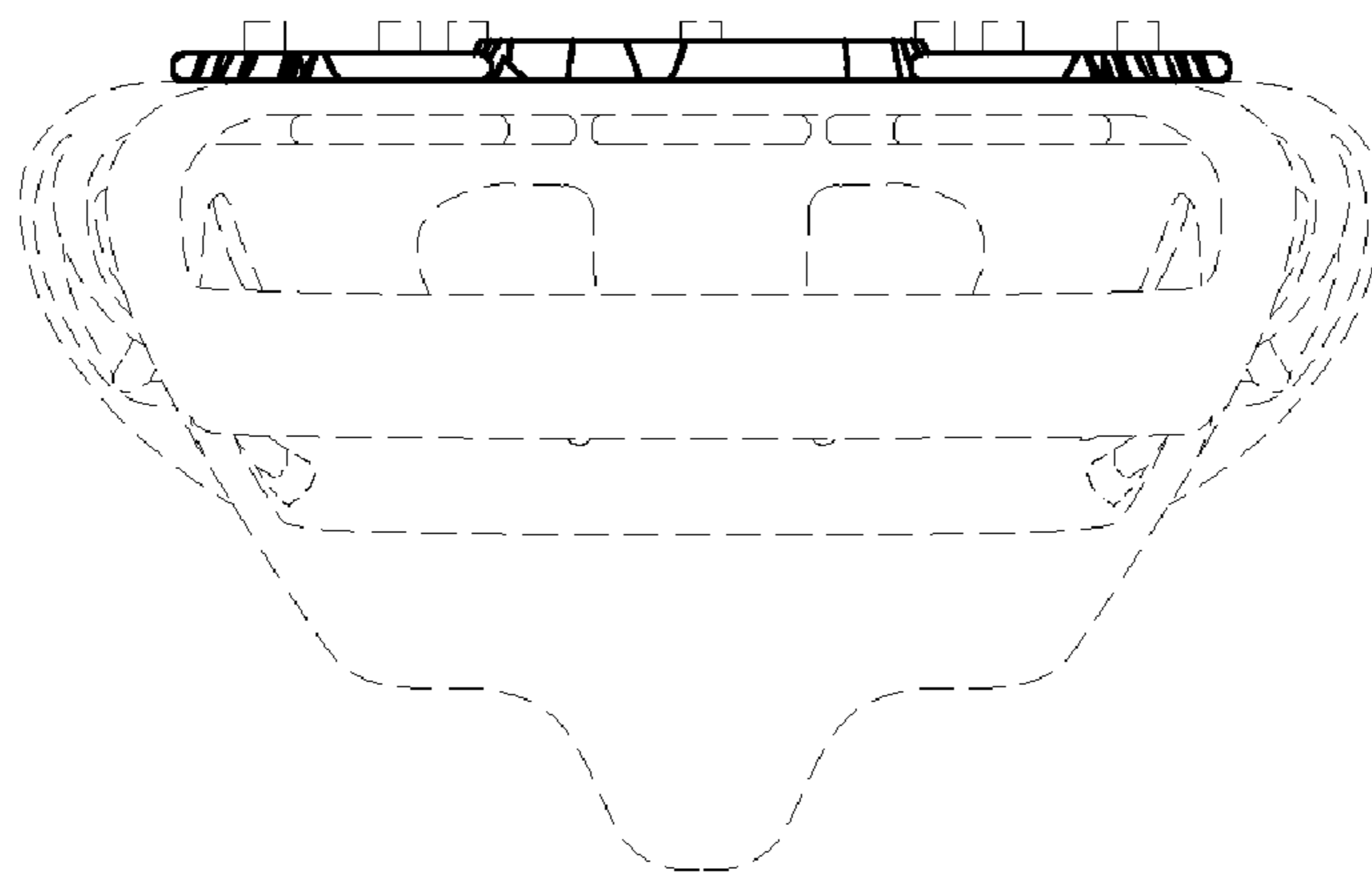


FIG. 6