



US00D659969S

(12) **United States Design Patent**
Vattes

(10) **Patent No.:** **US D659,969 S**
(45) **Date of Patent:** **** May 22, 2012**

- (54) **SOCK LINER FOR FOOTWEAR**
- (75) Inventor: **David L. Vattes**, St. Louis, MO (US)
- (73) Assignee: **Brown Shoe Company**, St. Louis, MO (US)
- (**) Term: **14 Years**
- (21) Appl. No.: **29/368,776**
- (22) Filed: **Aug. 30, 2010**
- (51) **LOC (9) Cl.** **09-01**
- (52) **U.S. Cl.** **D2/961**
- (58) **Field of Classification Search** D2/914,
D2/946-962; 36/43, 44, 71, 88, 91-94, 100,
36/101, 126, 136, 145, 154, 173
See application file for complete search history.

- 6,874,257 B2 4/2005 Erickson
- 6,889,452 B2 * 5/2005 Ailey et al. 36/44
- 6,922,914 B2 8/2005 Pfander
- D517,291 S * 3/2006 Vasyli D2/961

(Continued)

Primary Examiner — Stella Reid
Assistant Examiner — Keli L Hill
(74) *Attorney, Agent, or Firm* — Husch Blackwell LLP

(57) **CLAIM**
The ornamental design for a sock liner for footwear, as shown and described.

DESCRIPTION

FIG. 1 is a perspective view of a sock liner for a shoe showing my new design;
 FIG. 2 is a top plan view thereof;
 FIG. 3 is a bottom plan view thereof;
 FIG. 4 is a right side elevational view thereof;
 FIG. 5 is a left side elevational view thereof;
 FIG. 6 is a rear elevation view thereof;
 FIG. 7 is a front elevation view thereof;
 FIG. 8 is a reference view of FIG. 2 showing a cross-sectional view through the sock liner, taken along line 8-8 of FIG. 2.
 FIG. 9 is a reference view of FIG. 2 showing a cross-sectional view through the sock liner, taken along line 9-9 of FIG. 2.
 FIG. 10 is a reference view of FIG. 2 showing a cross-sectional view through the sock liner, taken along line 10-10 of FIG. 2.
 FIG. 11 is a reference view of FIG. 2 showing a cross-sectional view through the sock liner, taken along line 11-11 of FIG. 2; and,
 FIG. 12 is a reference view of FIG. 2 showing a cross-sectional view through the sock liner, taken along line 12-12 of FIG. 2.

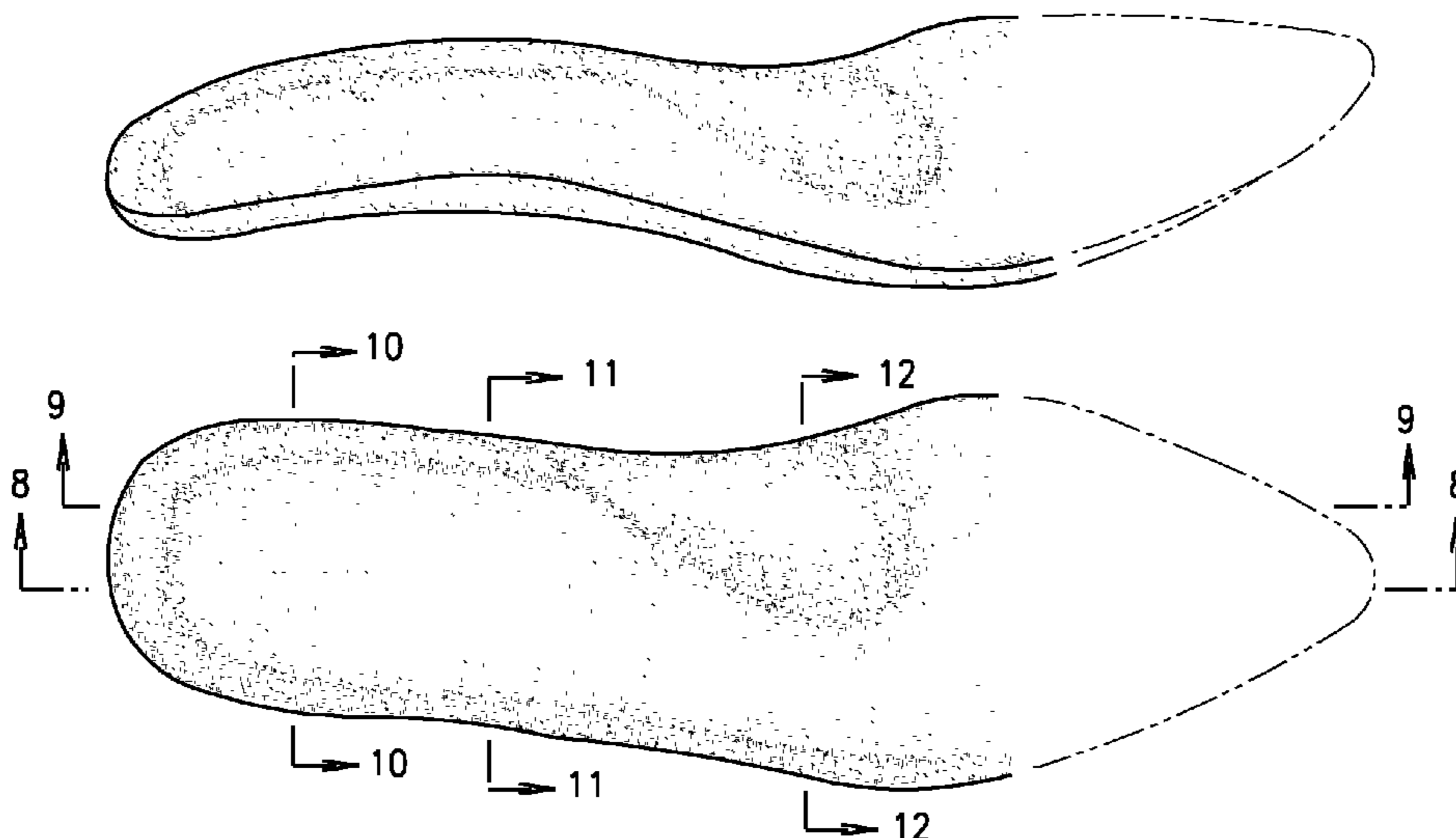
A description of the appearance of the article is as follows: A sock liner for footwear comprises a raised area positioned to underlie a medial arch of a wearer's foot and a recessed area positioned to underlie a heel of the wearer's foot.

1 Claim, 2 Drawing Sheets

(56) **References Cited**

U.S. PATENT DOCUMENTS

4,557,060	A	12/1985	Kawashima	
4,633,877	A	1/1987	Pendergast	
4,674,204	A	6/1987	Sullivan	
4,794,707	A	1/1989	Franklin et al.	
D302,624	S *	8/1989	Thompson et al.	D2/961
4,910,886	A	3/1990	Sullivan	
4,930,232	A	6/1990	Engle	
4,942,679	A	7/1990	Brandon et al.	
5,099,588	A	3/1992	Scholl	
5,311,677	A	5/1994	Mann et al.	
5,435,078	A	7/1995	Pyle	
5,467,536	A	11/1995	Ramer	
5,542,196	A	8/1996	Kantro	
5,718,064	A	2/1998	Pyle	
6,038,790	A	3/2000	Pyle	
6,092,251	A	7/2000	Tomat	
D432,769	S *	10/2000	Yung et al.	D2/961
6,453,578	B1	9/2002	Yung	
6,508,017	B1	1/2003	DeBarro	
6,532,594	B1	3/2003	Barnett	
D474,589	S *	5/2003	Dykes	D2/961
D474,881	S *	5/2003	Su	D2/961
6,675,501	B2	1/2004	Pfander	
D489,521	S *	5/2004	Bacon	D2/961



US D659,969 S

Page 2

U.S. PATENT DOCUMENTS

D520,221 S *	5/2006	Bray et al.	D2/961	D615,742 S *	5/2010	Vasyli	D2/961
7,082,704 B2	8/2006	Throneburg		2004/0237341 A1	12/2004	Issler	
D533,336 S *	12/2006	Walker	D2/961	2005/0071935 A1	4/2005	Shah et al.	
7,171,764 B2	2/2007	Pfander		2006/0026865 A1	2/2006	Grisoni et al.	

* cited by examiner

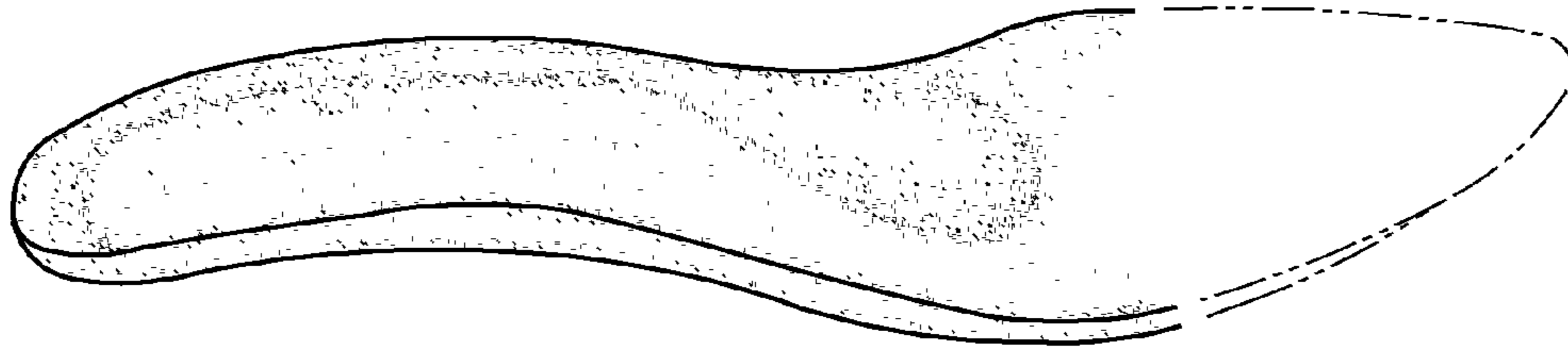


FIG. 1

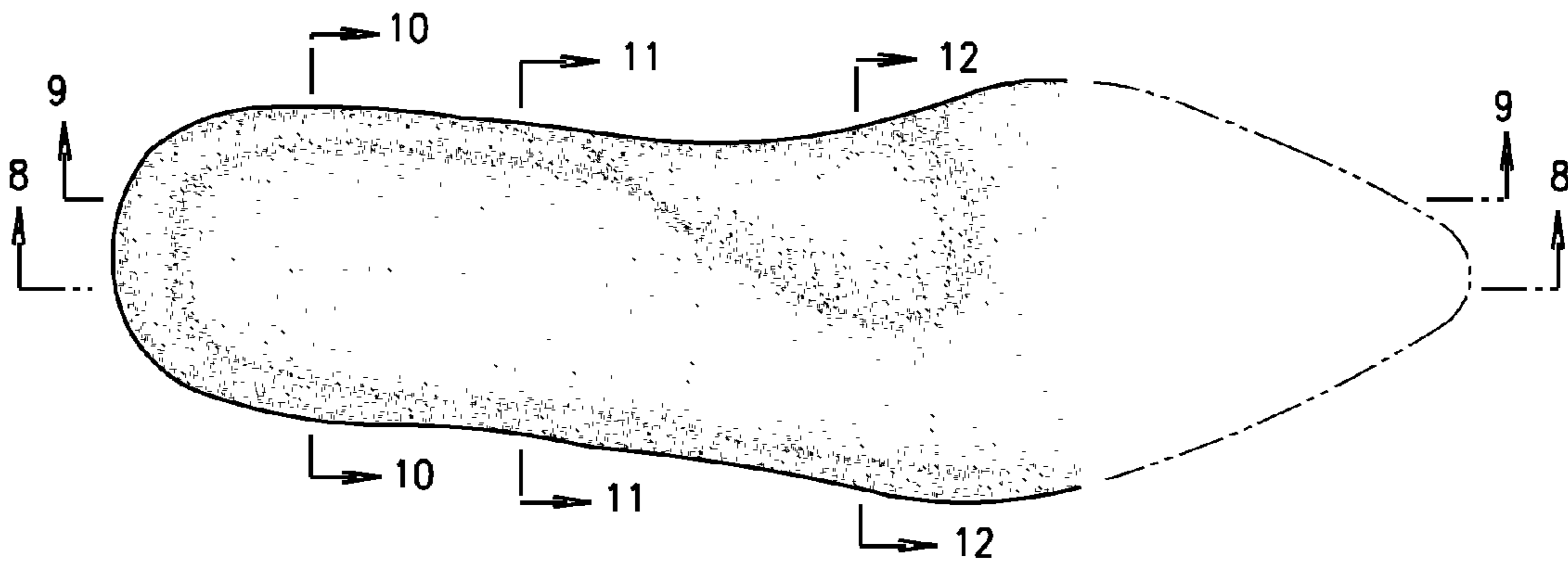


FIG. 2

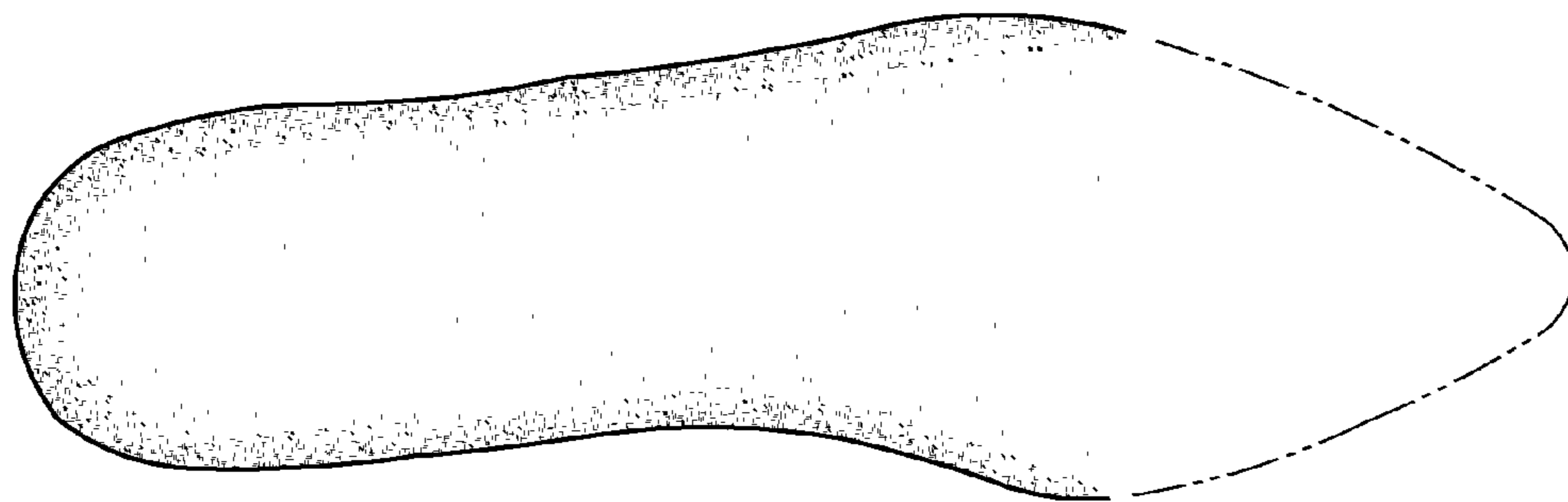


FIG. 3



FIG. 4



FIG. 5



FIG. 6




FIG. 7



FIG. 8




FIG. 9



FIG. 10



FIG. 11



FIG. 12