



US00D659961S

(12) **United States Design Patent**  
**Vestuti et al.**

(10) **Patent No.:** **US D659,961 S**

(45) **Date of Patent:** **\*\* May 22, 2012**

(54) **PORTION OF A SHOE**

(75) Inventors: **Ricardo Vestuti**, Providence, RI (US);  
**Brian Christensen**, Centerville, MA (US)

(73) Assignee: **Reebok International Limited**, London (GB)

(\*\*) Term: **14 Years**

(21) Appl. No.: **29/375,656**

(22) Filed: **Sep. 24, 2010**

(51) **LOC (9) Cl.** ..... **02-99**

(52) **U.S. Cl.** ..... **D2/947; D2/977**

(58) **Field of Classification Search** ..... D2/896,  
D2/902, 906-908, 943, 944, 946, 947, 951,  
D2/964, 969, 972-974, 977; 36/45-49, 50.1,  
36/58.5, 77 M, 77 R, 83, 88, 113, 114, 126-131,  
36/25 R-25 A

See application file for complete search history.

(56) **References Cited**

**U.S. PATENT DOCUMENTS**

1,277,177	A *	8/1918	Benedetti	.....	36/58.5
D53,233	S *	4/1919	Benedetti	.....	D2/946
4,766,682	A *	8/1988	Malloy, III	.....	36/136
D365,923	S *	1/1996	Crowley	.....	D2/974
D385,102	S *	10/1997	Avar	.....	D2/972
D473,367	S *	4/2003	Wilson	.....	D2/946
D511,618	S *	11/2005	McDowell et al.	.....	D2/977

D516,786	S *	3/2006	Besanceney, III	.....	D2/977
D520,722	S *	5/2006	Hlavacs	.....	D2/964
D522,229	S *	6/2006	Kubo et al.	.....	D2/977
D528,777	S *	9/2006	McDowell	.....	D2/977
D532,597	S *	11/2006	Chan	.....	D2/977
D542,522	S *	5/2007	Fujita et al.	.....	D2/977
D554,842	S *	11/2007	Gaenssler et al.	.....	D2/946
D556,991	S *	12/2007	Gaenssler et al.	.....	D2/972
D597,295	S *	8/2009	Duffy	.....	D2/977
D604,037	S *	11/2009	Feller et al.	.....	D2/946
D612,588	S *	3/2010	Feller et al.	.....	D2/946
D626,731	S *	11/2010	Yi	.....	D2/946

\* cited by examiner

*Primary Examiner* — Dominic Simone

(74) *Attorney, Agent, or Firm* — Sterne, Kessler, Goldstein & Fox P.L.L.C.

(57) **CLAIM**

The ornamental design for a portion of a shoe, as shown and described.

**DESCRIPTION**

FIG. 1 is a side view of a portion of a shoe showing our new design;

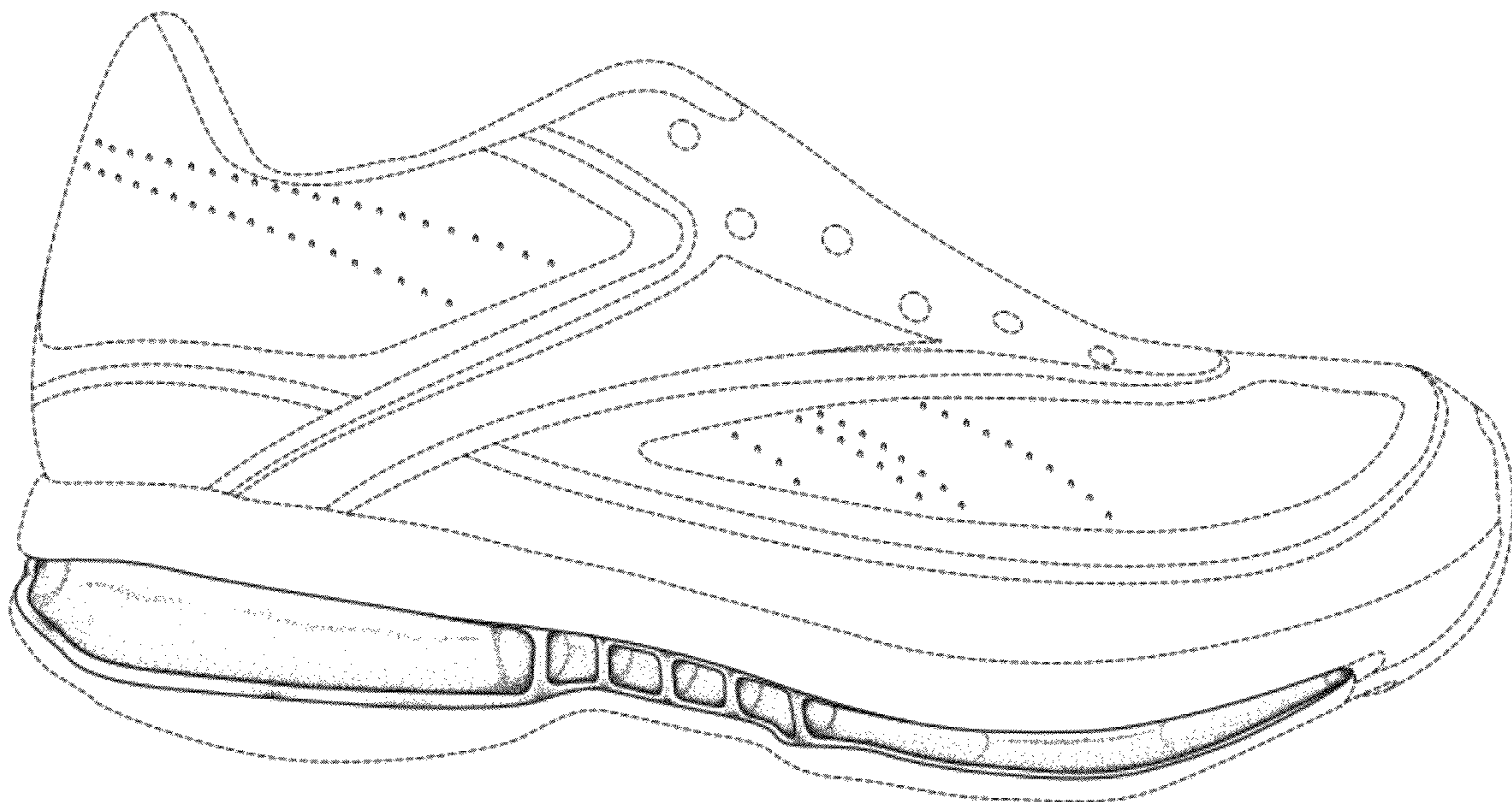
FIG. 2 is a front view thereof;

FIG. 3 is a rear view thereof; and,

FIG. 4 is a bottom plan view thereof.

The broken lines in the Figures show environment for illustrative purposes only and form no part of the claimed design.

**1 Claim, 4 Drawing Sheets**





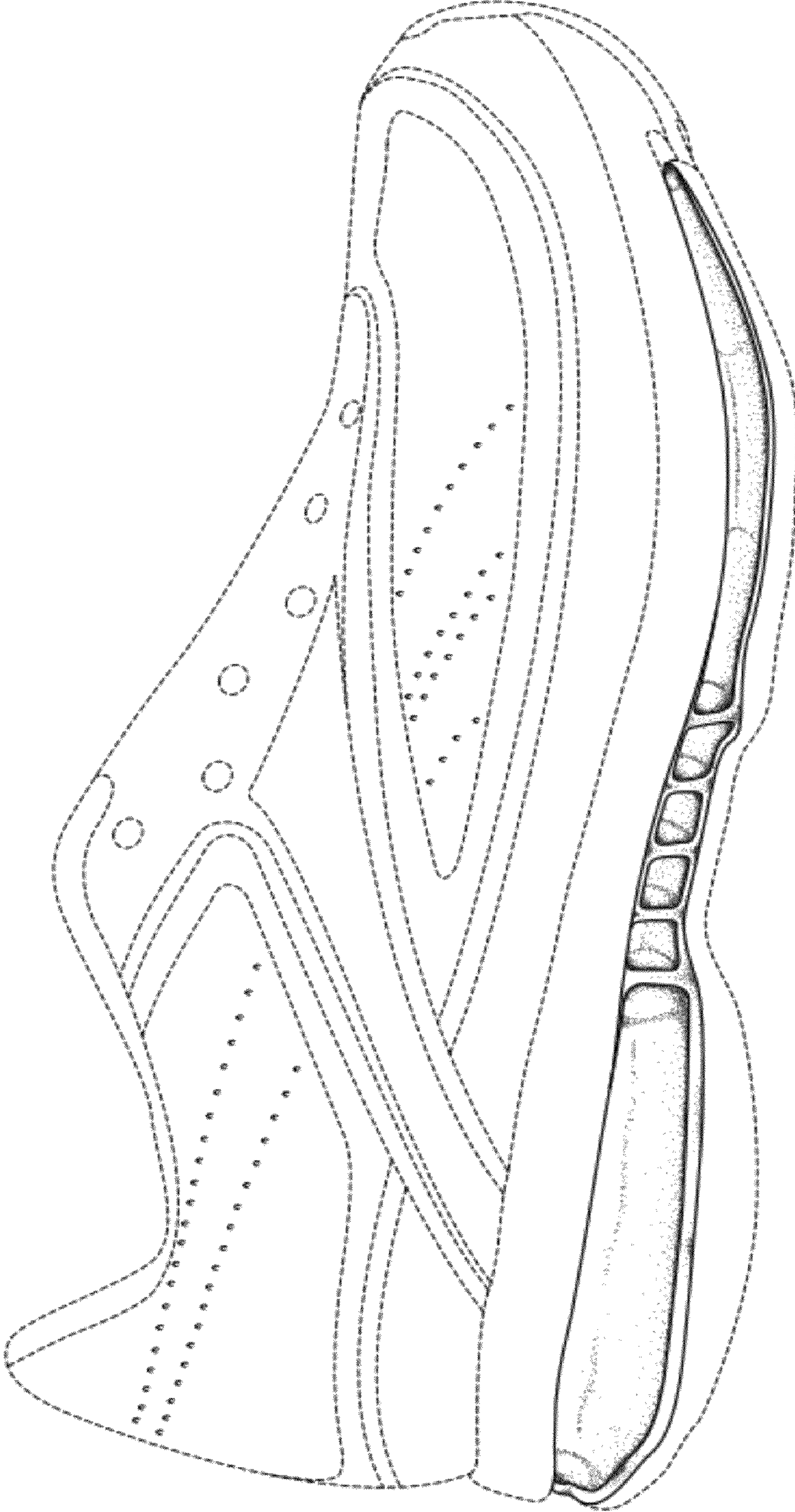
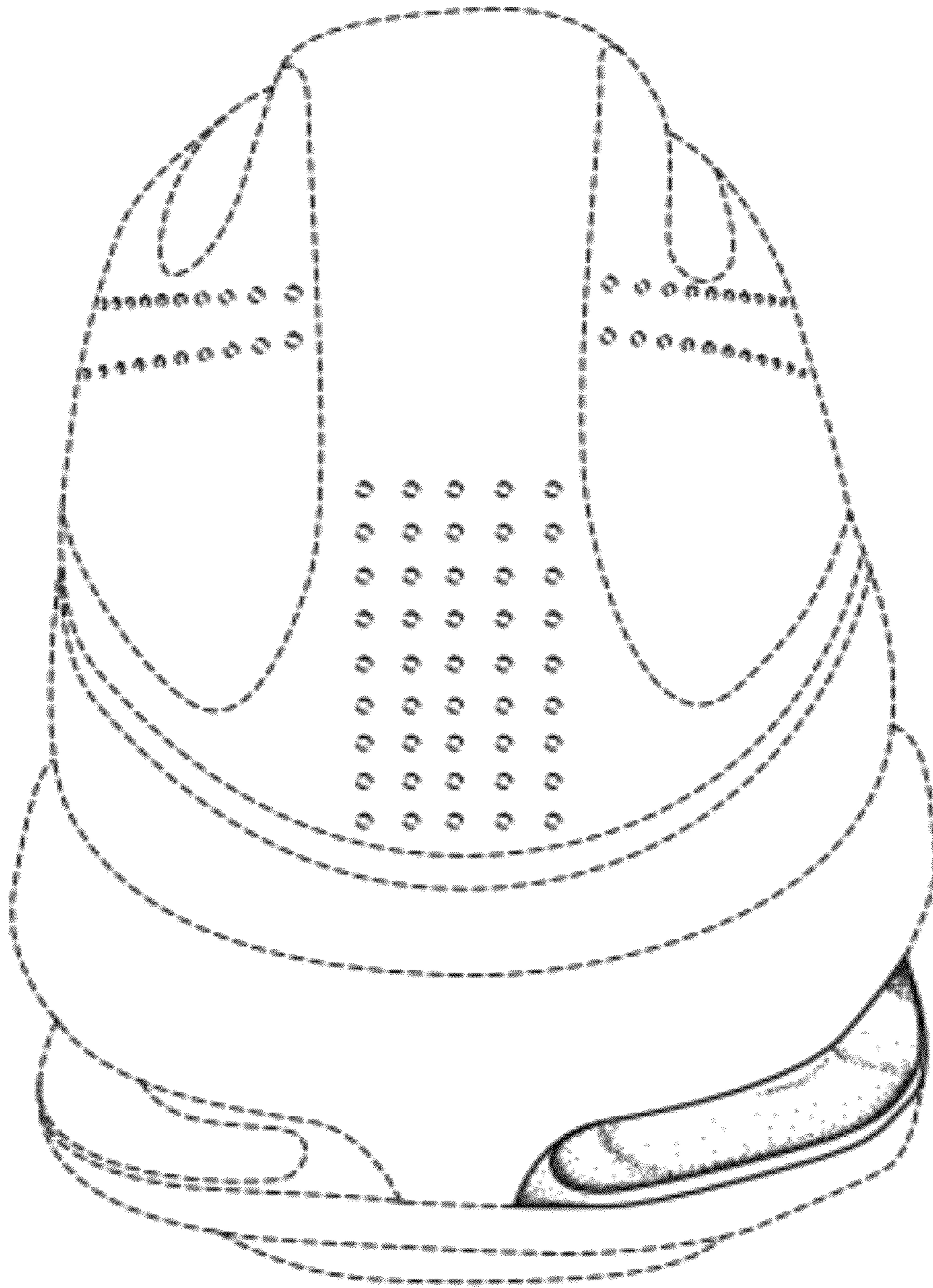


FIG. 1



**FIG. 2**





**FIG. 3**

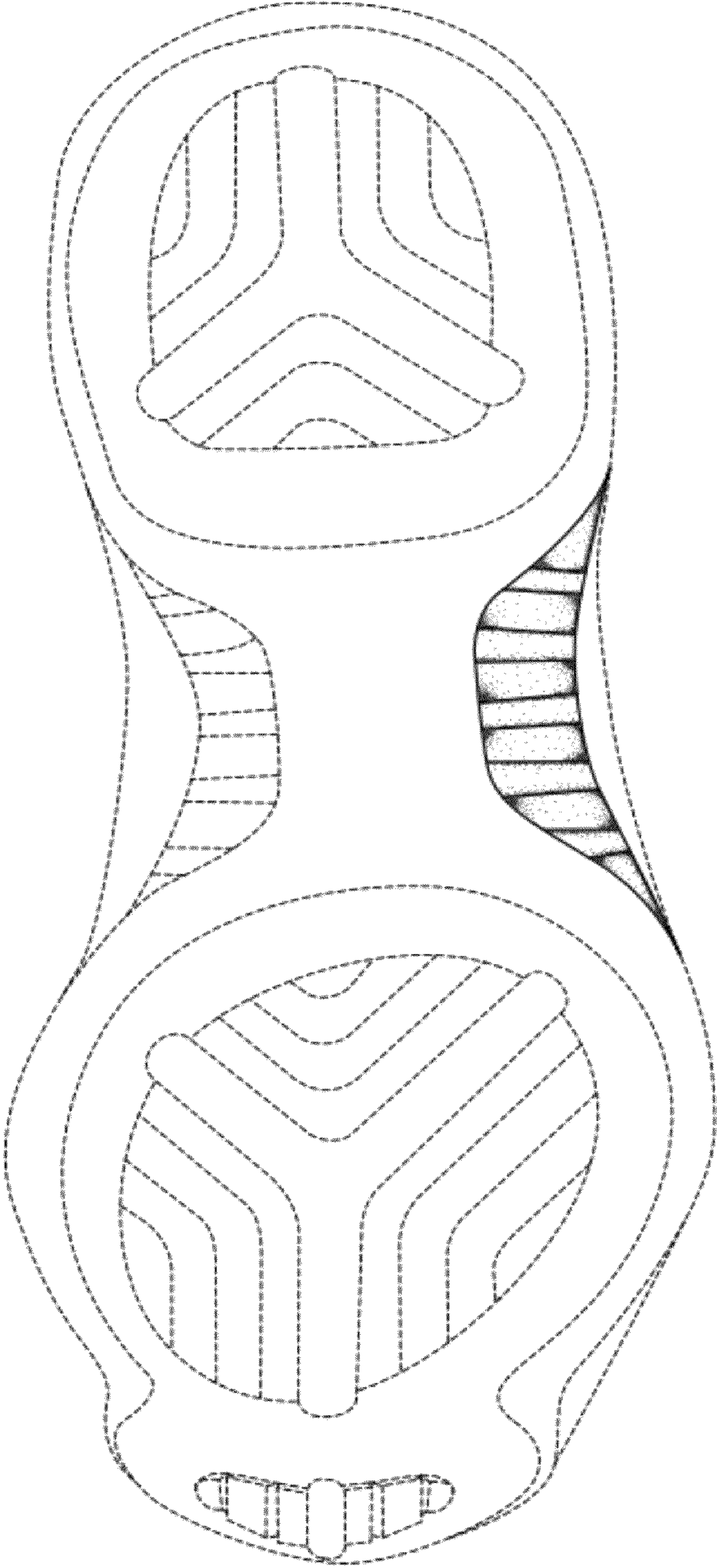


FIG. 4