



US00D659960S

(12) **United States Design Patent**
Bizzo

(10) **Patent No.:** **US D659,960 S**

(45) **Date of Patent:** **** May 22, 2012**

(54) **SHOE SOLE**

(75) Inventor: **Luca Bizzo**, Holmdel, NJ (US)

(73) Assignee: **Aerogroup International Holdings LLC**, Edison, NJ (US)

(**) Term: **14 Years**

(21) Appl. No.: **29/368,231**

(22) Filed: **Aug. 20, 2010**

(51) **LOC (9) Cl.** **02-04**

(52) **U.S. Cl.** **D2/947**

(58) **Field of Classification Search** D2/902,
D2/906, 908, 916, 918, 925, 946, 947, 950-962,
D2/977; 36/3 B, 22 R, 24.5, 25 R, 28, 32 R,
36/34 R, 59 C, 67 A, 103
See application file for complete search history.

(56) **References Cited**

U.S. PATENT DOCUMENTS

2,027,601	A *	1/1936	Mann	36/22 R
4,026,044	A *	5/1977	Senter	36/14
D331,998	S *	12/1992	Carder	D2/902
D374,341	S *	10/1996	Passke et al.	D2/977
D410,137	S *	5/1999	Kelley	D2/919
D414,020	S *	9/1999	Manradgh et al.	D2/944
D449,429	S *	10/2001	McClaskie	D2/960
D490,595	S *	6/2004	McClaskie	D2/953
D544,182	S *	6/2007	McClaskie	D2/952
D545,532	S *	7/2007	Sawtelle et al.	D2/947
D556,431	S *	12/2007	Amado et al.	D2/953
D575,039	S *	8/2008	Amado et al.	D2/947

D583,136	S *	12/2008	Amado et al.	D2/951
D583,137	S *	12/2008	Ringholz	D2/953
D612,589	S *	3/2010	Kovacs	D2/961
7,997,012	B2 *	8/2011	Hoffer et al.	36/28
D650,158	S *	12/2011	Ringholz	D2/946
D650,979	S *	12/2011	Marku	D2/947
2011/0192053	A1 *	8/2011	Beers	36/103

* cited by examiner

Primary Examiner — T. Chase Nelson

(74) *Attorney, Agent, or Firm* — Andrew F. Young, Esq.;
Lackebach Siegel, LLP

(57) **CLAIM**

The ornamental design for a shoe sole, as shown and described.

DESCRIPTION

FIG. 1 is a front perspective view of a first embodiment of the present invention, shown in a right-foot orientation; a second embodiment being a left-foot orientation, which is a mirror image of the first embodiment.

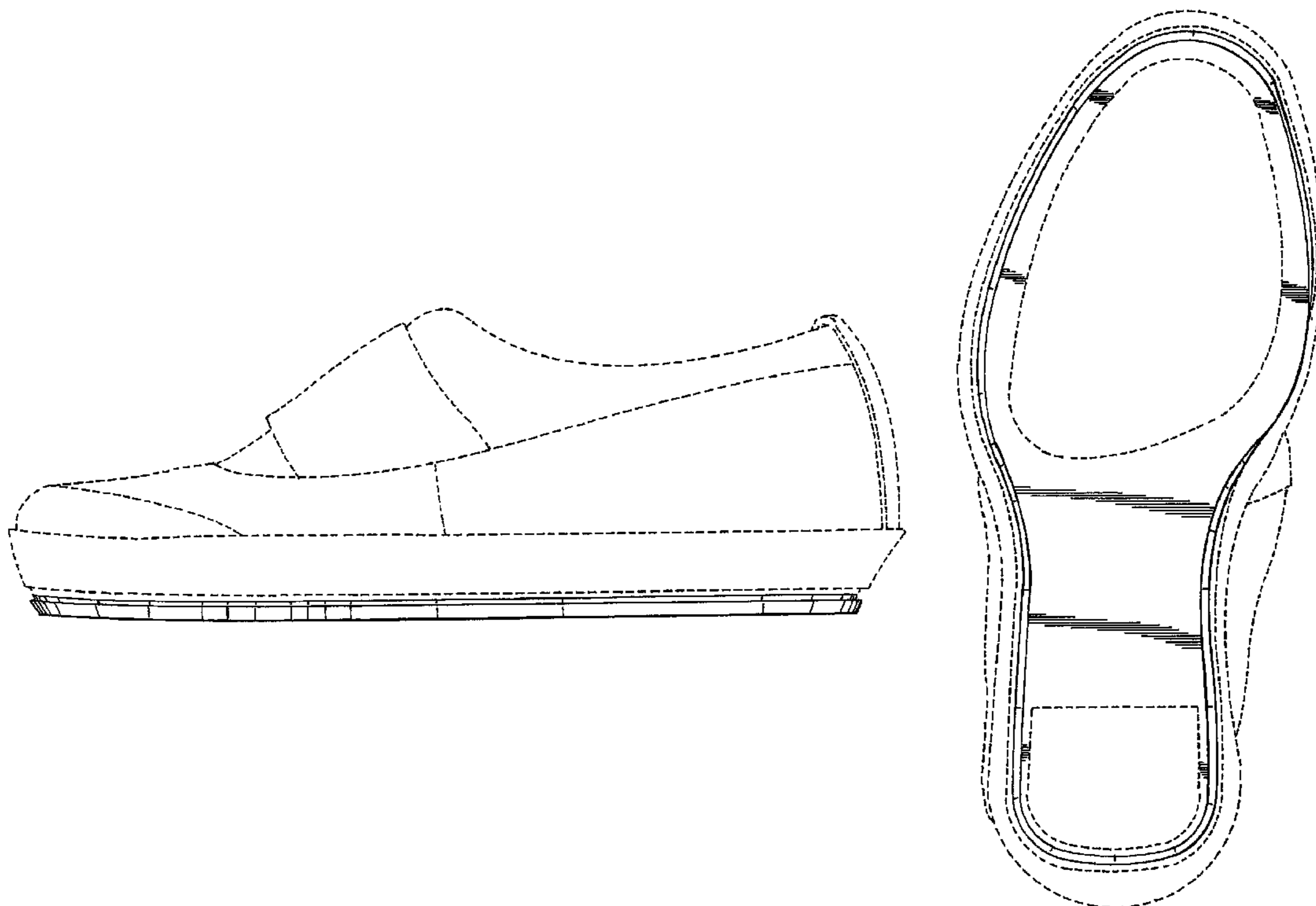
FIG. 2 is a left side elevation view of the embodiment shown in FIG. 1.

FIG. 3 is a right side elevation view of the embodiment shown in FIG. 1; and,

FIG. 4 is a bottom plan view of the embodiment shown in FIG. 1.

No claim is made to the upper construction as shown by the use of dashed lines. The upper construction is shown as an environmental illustration only to aid the public. In the bottom plan view the dashed line regions indicate disclaimed portions forming no part of the claimed design.

1 Claim, 4 Drawing Sheets



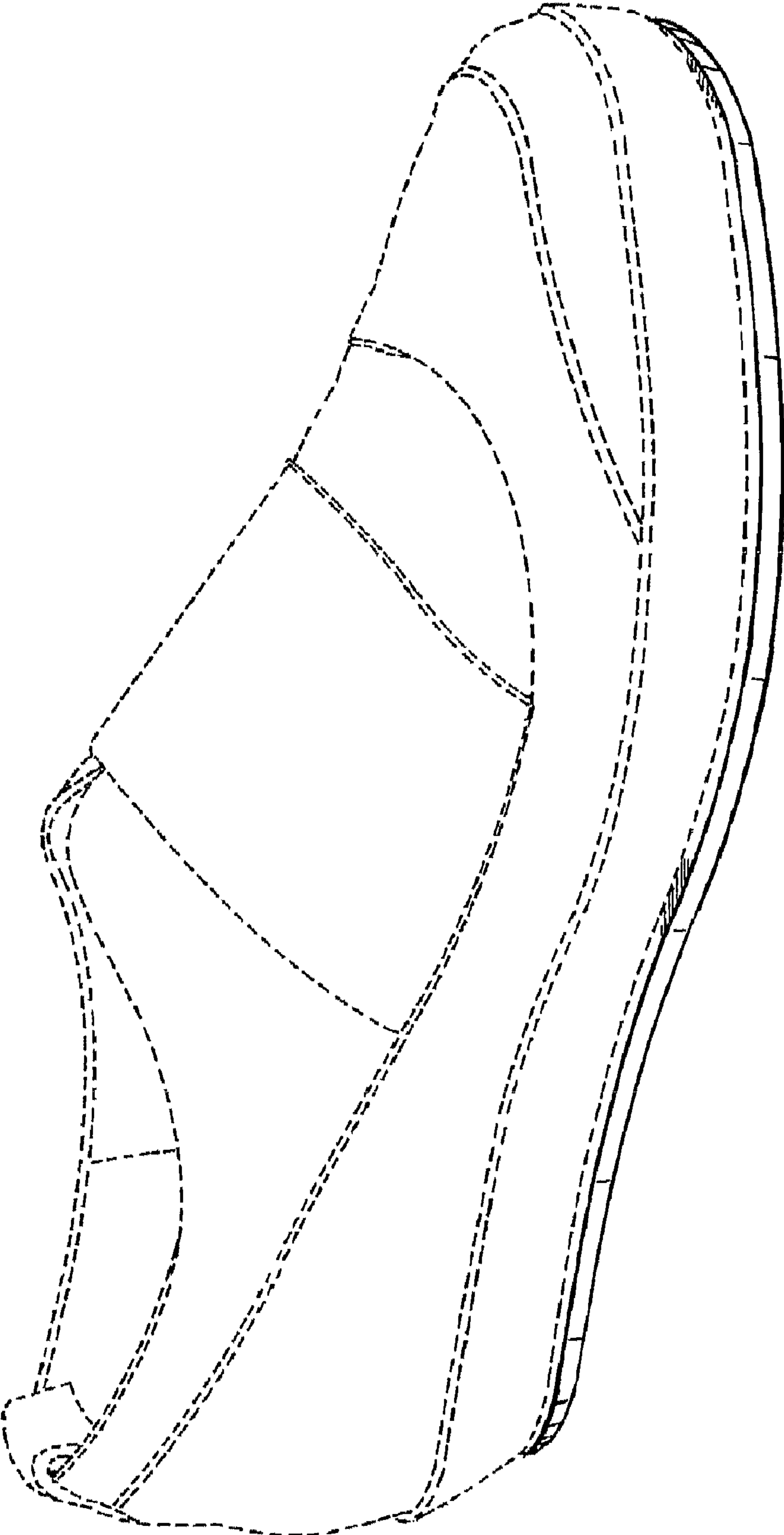


Fig. 1

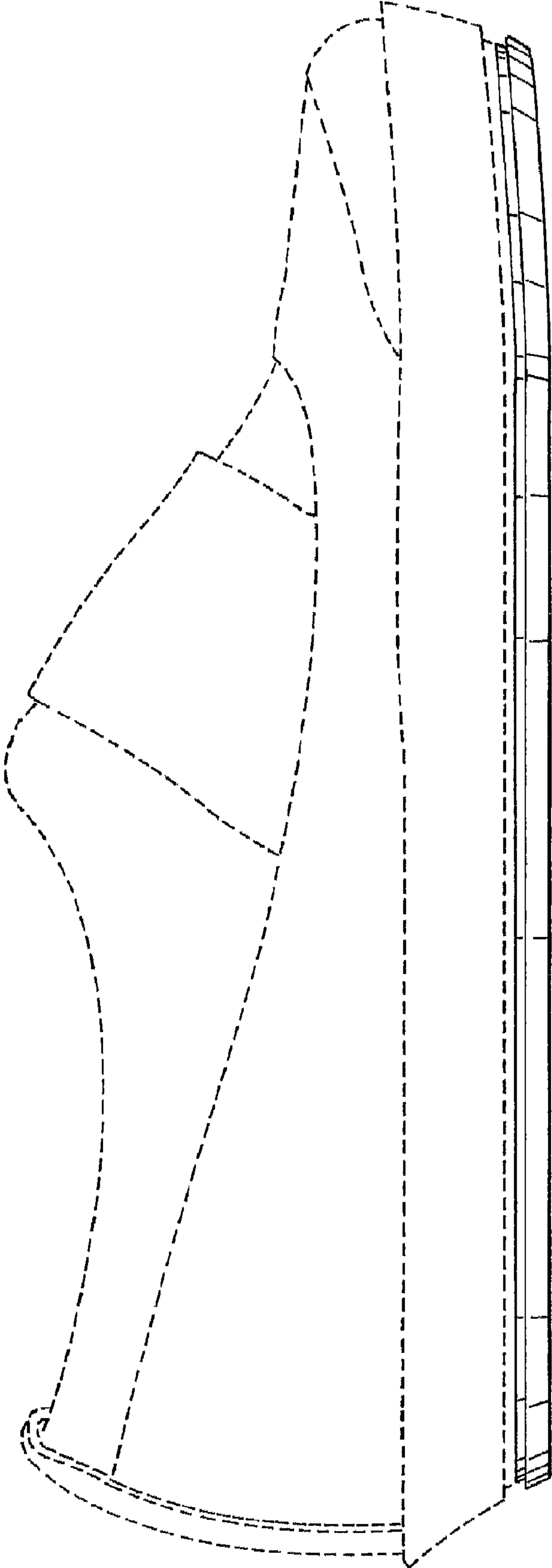


Fig. 2

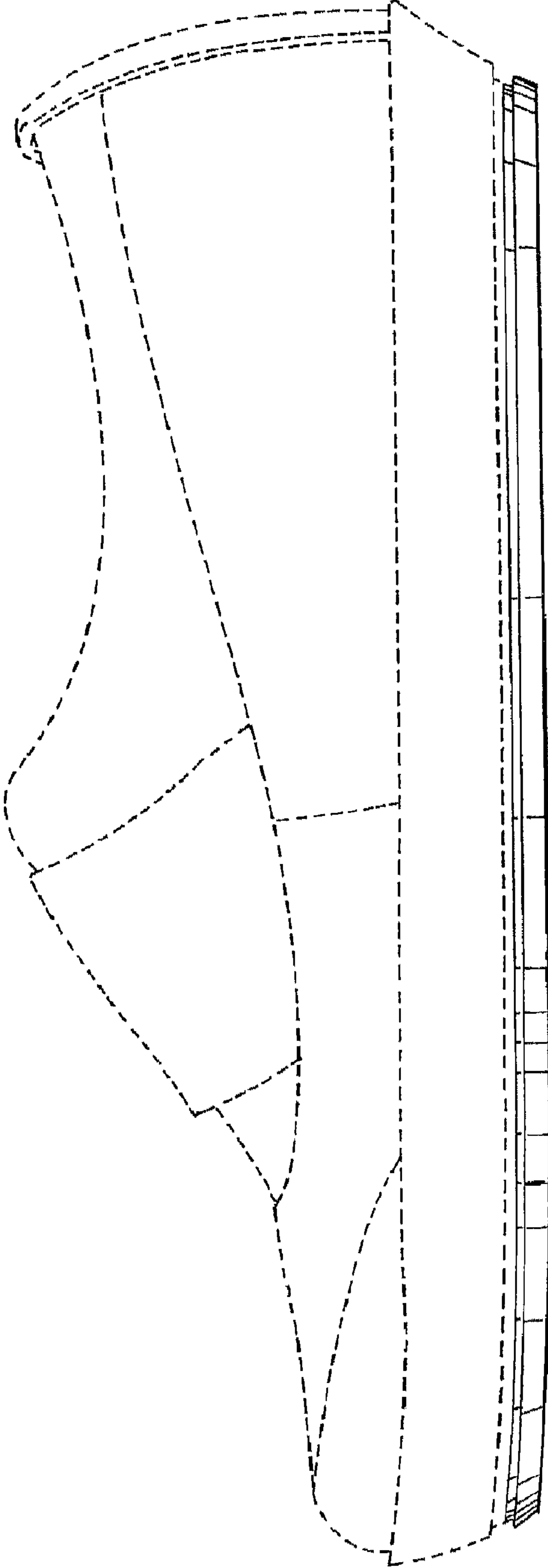


Fig. 3

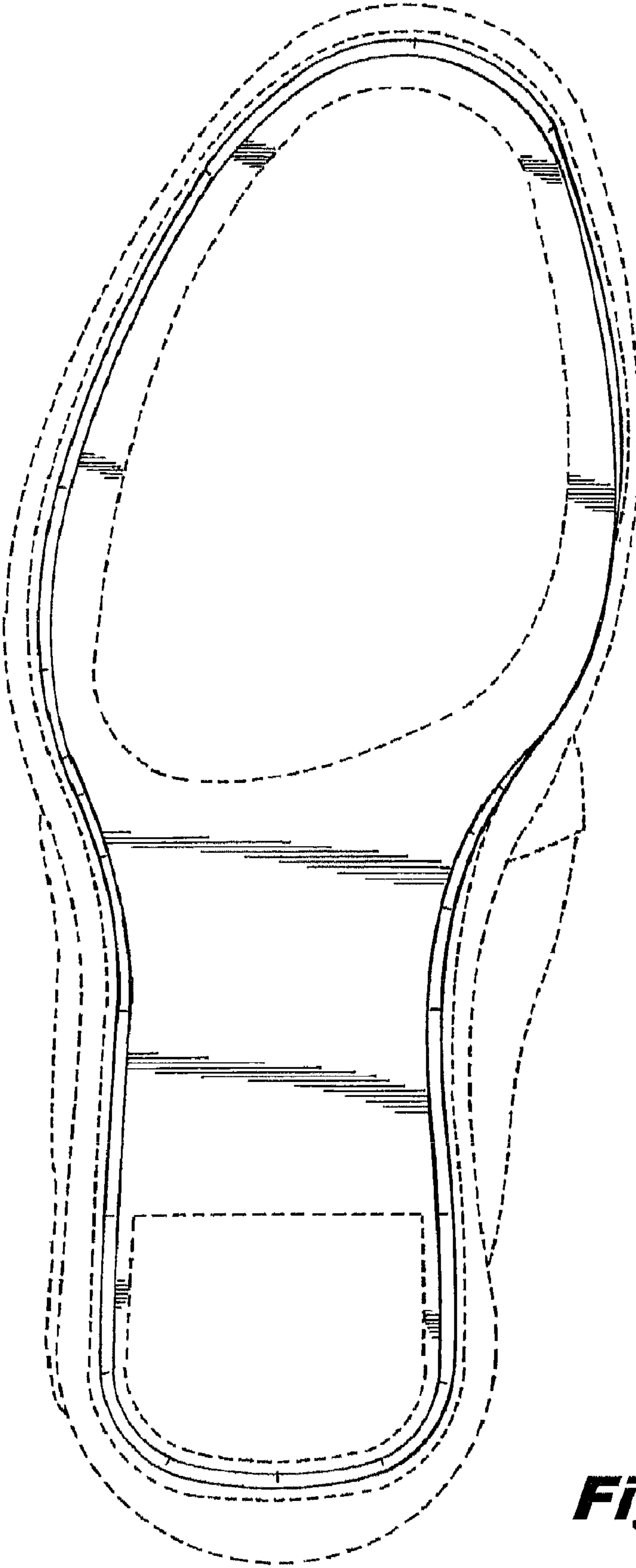


Fig. 4