



US00D659947S

(12) **United States Design Patent**
Mouquet

(10) **Patent No.:** **US D659,947 S**

(45) **Date of Patent:** **** May 22, 2012**

(54) **BELT**

(75) Inventor: **Philippe Mouquet**, Paris (FR)

(73) Assignee: **Hermes Sellier (Societe Par Actions Simplifree)**, Paris (FR)

(**) Term: **14 Years**

(21) Appl. No.: **29/384,700**

(22) Filed: **Feb. 2, 2011**

(30) **Foreign Application Priority Data**

Aug. 5, 2010 (WO) DM/074 187

(51) **LOC (9) Cl.** **02-07**

(52) **U.S. Cl.** **D2/627**

(58) **Field of Classification Search** D2/624,
D2/627-638; 2/311-314, 321-323, 338;
D3/207, 337

See application file for complete search history.

(56) **References Cited**

U.S. PATENT DOCUMENTS

- 1,412,033 A * 4/1922 Able 2/323
- D161,666 S * 1/1951 Wade D2/627
- D169,683 S * 5/1953 Kellerman D2/631
- 2,821,168 A * 1/1958 Forbes 119/795
- D216,075 S * 11/1969 D'Elia et al. D3/327

- D241,188 S * 8/1976 Lanham D2/627
- D307,671 S * 5/1990 Satterly D3/207
- D380,587 S * 7/1997 Ryan et al. D2/627
- D381,787 S * 8/1997 Littleton D2/627
- D384,486 S * 10/1997 Herrli D2/627
- D474,423 S * 5/2003 James D11/231
- D573,505 S * 7/2008 Hardy D11/4

* cited by examiner

Primary Examiner — T. Chase Nelson

Assistant Examiner — Kathleen M Sims

(74) *Attorney, Agent, or Firm* — Foley & Lardner LLP

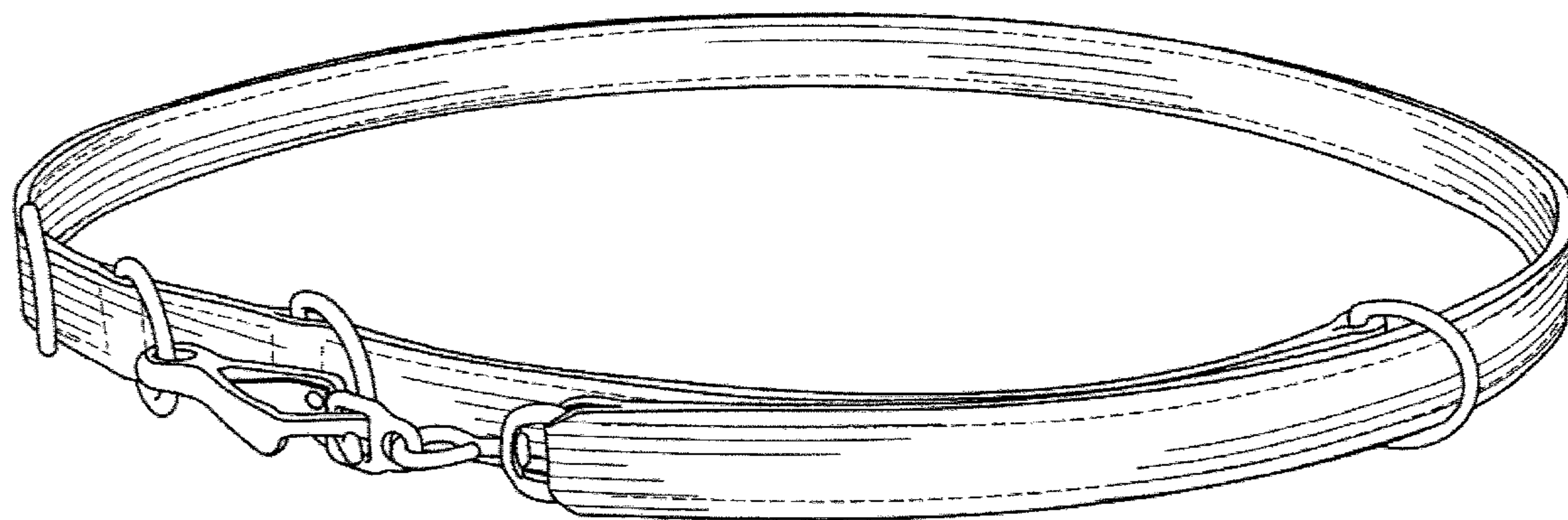
(57) **CLAIM**

I claim the ornamental design for a belt, as shown and described.

DESCRIPTION

FIG. 1 is a front view of a belt according to my new design; FIG. 2 is a rear view of the belt shown in FIG. 1; FIG. 3 is a right side view of the belt shown in FIG. 1; FIG. 4 is a left side view of the belt shown in FIG. 1; FIG. 5 is a top view of the belt shown in FIG. 1; FIG. 6 is a bottom view of the belt shown in FIG. 1; and, FIG. 7 is a front perspective view of the belt shown in FIG. 1. The dashed lines shown in FIGS. 1-4 and 7 represent stitching that form no part of the claimed design.

1 Claim, 7 Drawing Sheets



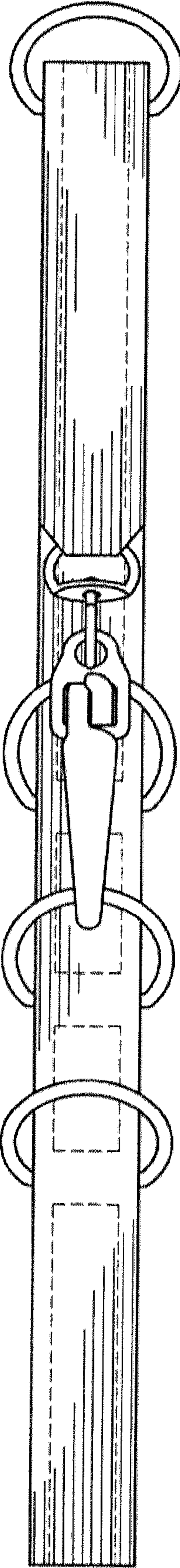


FIG. 1

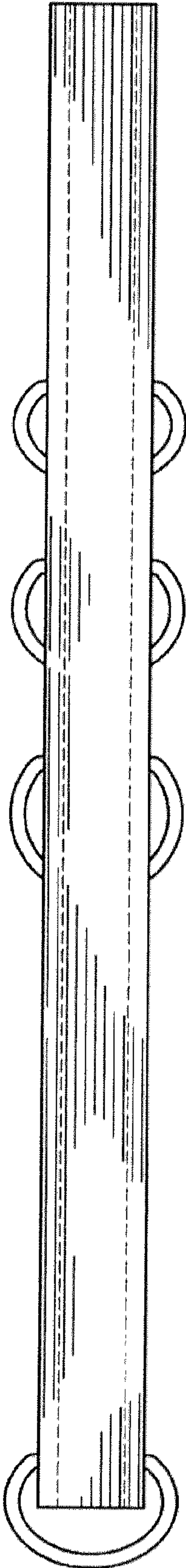


FIG. 2

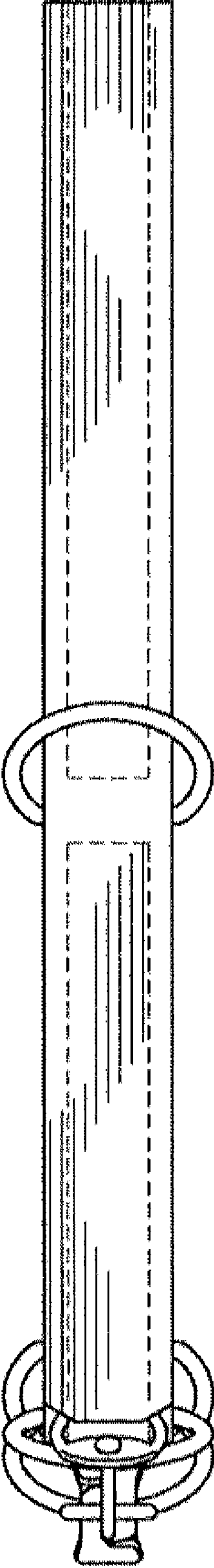


FIG. 3

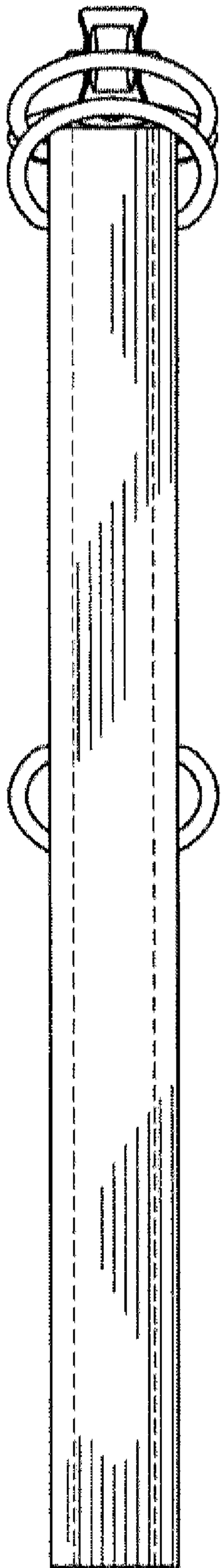


FIG. 4

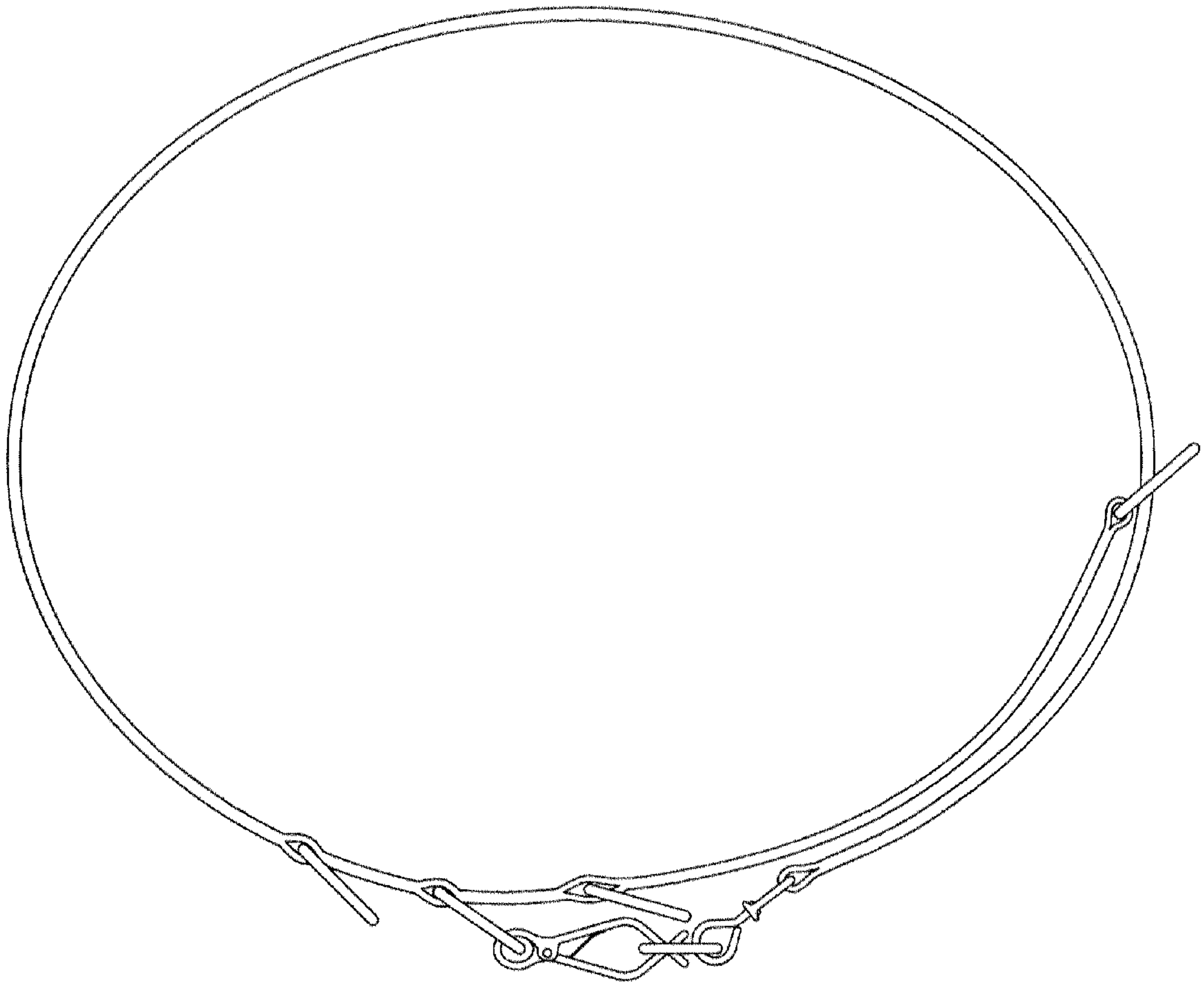


FIG. 5

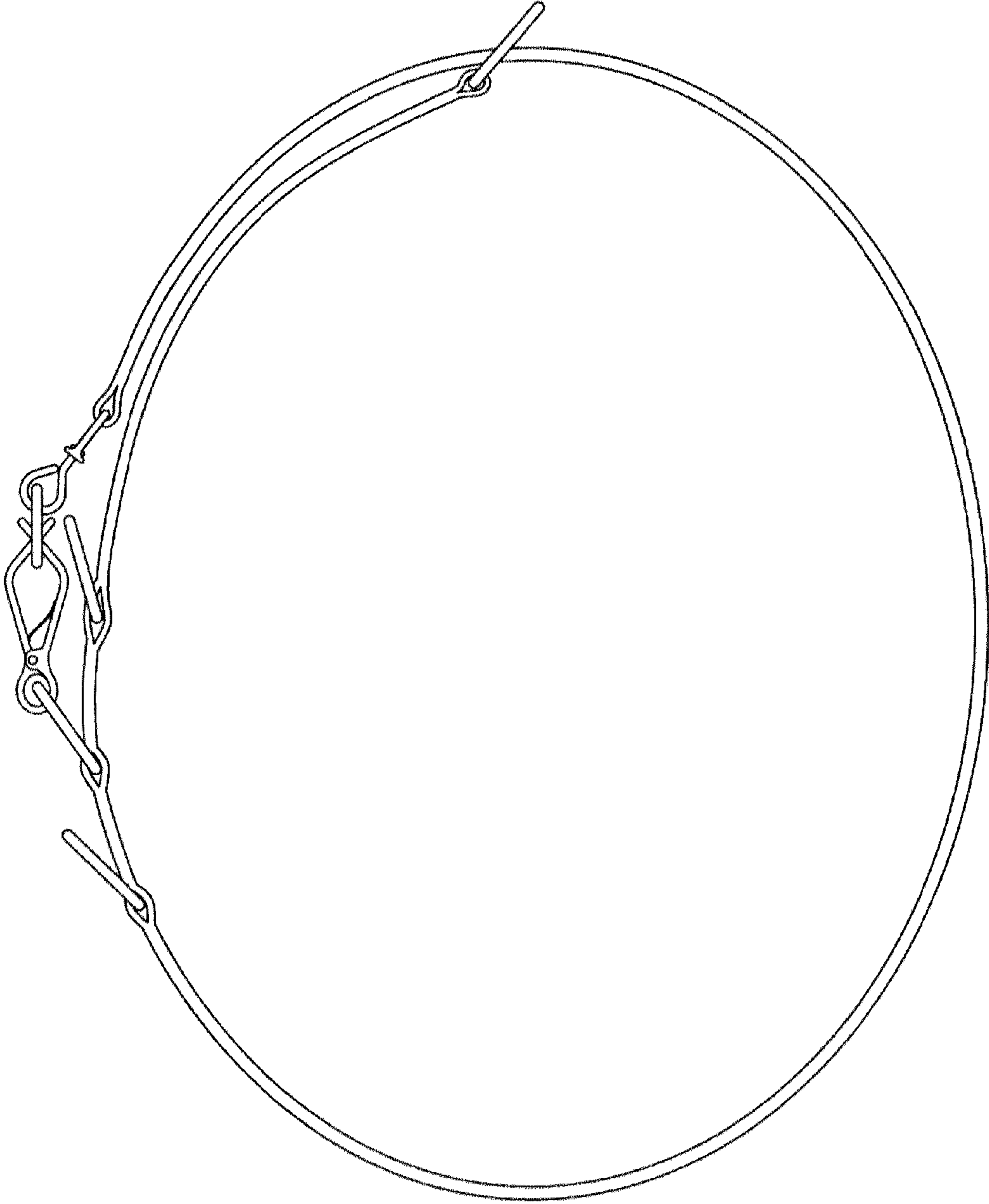


FIG. 6

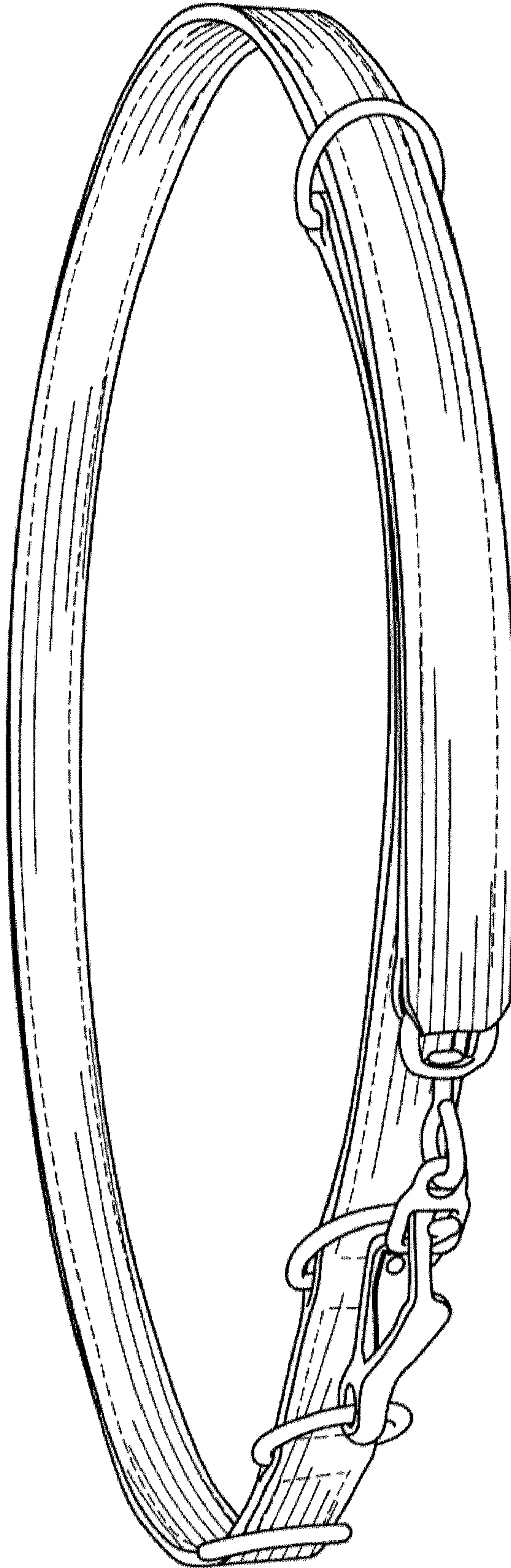


FIG. 7