



US00D659945S

(12) **United States Design Patent**
Weatherley

(10) **Patent No.:** **US D659,945 S**

(45) **Date of Patent:** **** May 15, 2012**

(54) **CHILDREN'S EDUCATIONAL SAVINGS BANK**

(75) **Inventor:** **John S. Weatherley**, Ridgefield, CT (US)

(73) **Assignee:** **Ideas for a Better Tomorrow, LLC**, Ridgefield, CT (US)

(**) **Term:** **14 Years**

(21) **Appl. No.:** **29/390,407**

(22) **Filed:** **Apr. 25, 2011**

Related U.S. Application Data

(63) Continuation-in-part of application No. 12/459,736, filed on Jul. 6, 2009.

(51) **LOC (9) Cl.** **99-00**

(52) **U.S. Cl.** **D99/41**

(58) **Field of Classification Search** D99/28, D99/34, 35, 36, 37, 38, 41, 43, 99; D21/484, D21/485, 493, 494, 506, 507, 511, 512; D25/1, D25/7, 35; 206/0.8, 0.81, 0.815, 0.82, 0.83, 206/0.84; 232/1 R, 1 D, 4 R, 55, 64, 65, 232/66; 446/8, 9, 10, 11, 12, 13
See application file for complete search history.

(56) **References Cited**

U.S. PATENT DOCUMENTS

D6,946 S *	10/1873	Swann	D99/41
175,107 A *	3/1876	Johnson	446/12
D10,509 S *	3/1878	Stevens	D99/38
214,921 A *	4/1879	Johnson	446/12
D12,758 S *	2/1882	Kyser et al.	D99/41
302,039 A *	7/1884	Shepard et al.	446/10
D16,120 S *	6/1885	Morris	D99/39
D20,579 S *	3/1891	Frisbie	D99/41

458,047 A	8/1891	Ellis	
500,039 A *	6/1893	Bheul 269/6
500,848 A	7/1893	Breul	
D30,076 S *	1/1899	Williams D99/41
D31,275 S *	7/1899	Bailey D99/41
831,436 A *	9/1906	Holmes 446/8
D47,929 S *	10/1915	Manowill D99/41

(Continued)

OTHER PUBLICATIONS

Moonjar's Award Winning Products!, [online] [retrieved on Mar. 9, 2009] 11 pages <URL:http://www.moonjar.com/store/index.cfm>.

(Continued)

Primary Examiner — Elizabeth J Oswecki

(74) *Attorney, Agent, or Firm* — Lipsitz & McAllister, LLC

(57) **CLAIM**

The ornamental design for a children's educational savings bank, as shown and described.

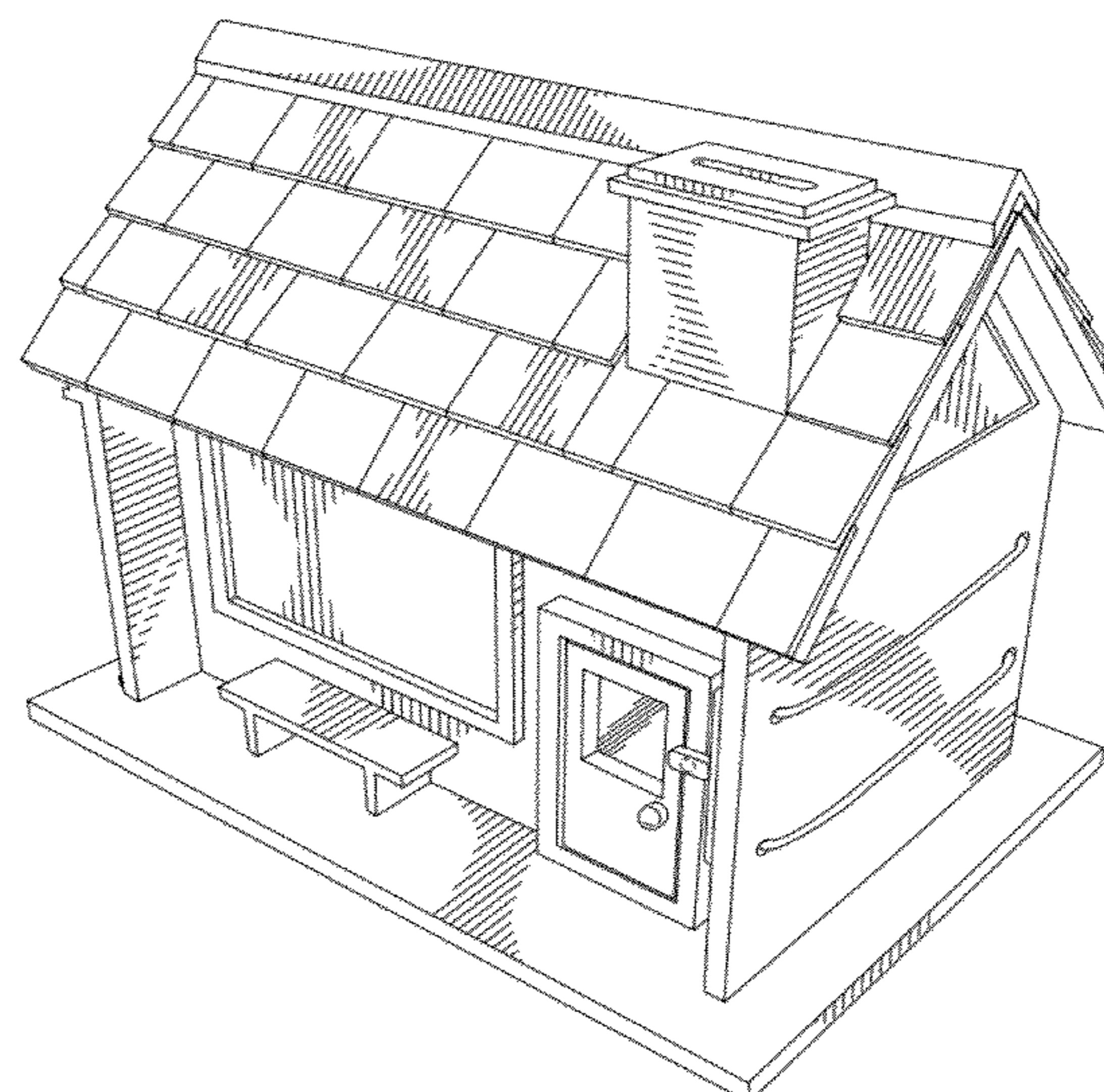
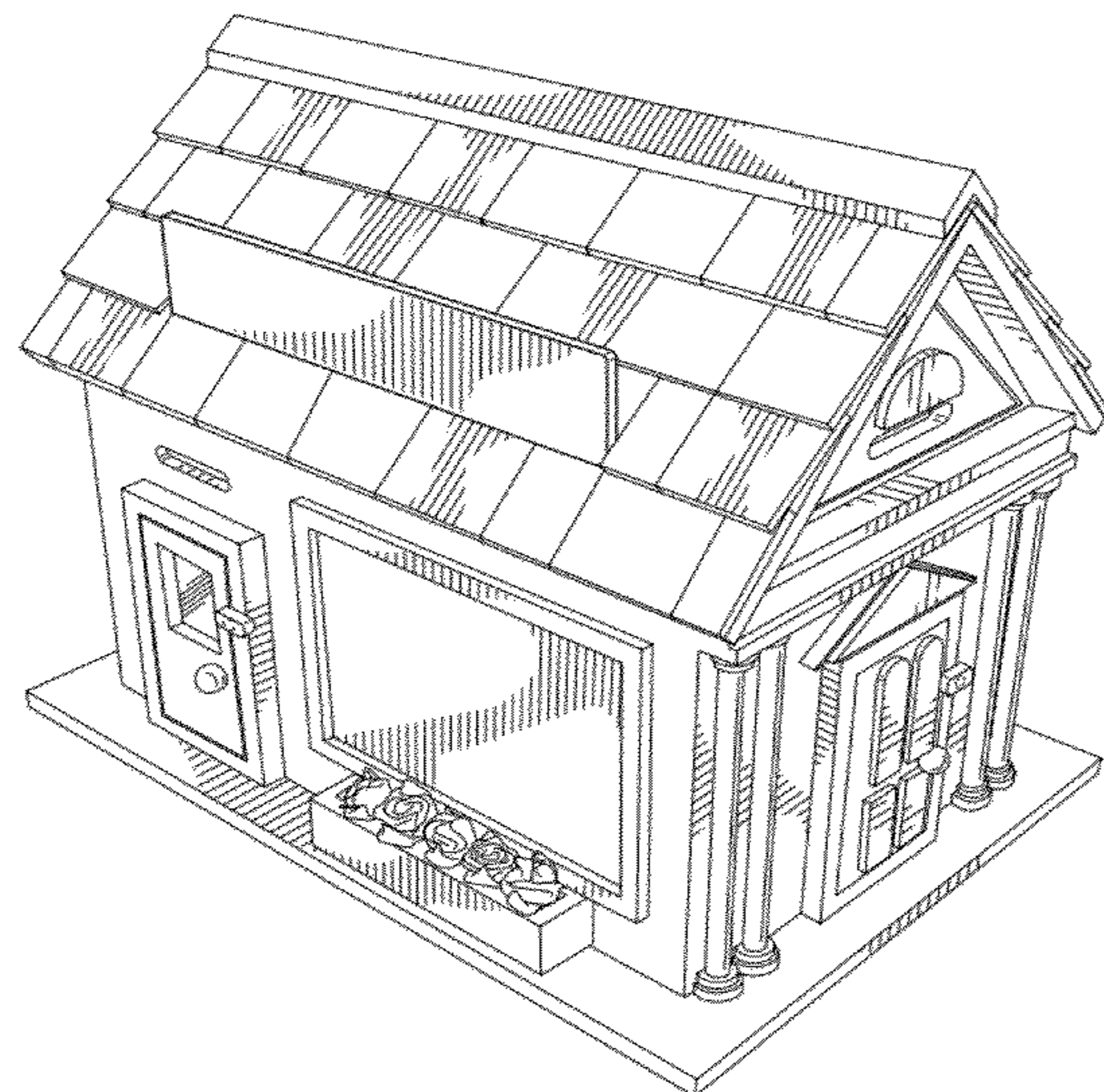
DESCRIPTION

FIG. 1 is a front, top and right side perspective view of a children's educational savings bank showing my new design; FIG. 2 is a rear, top and left side perspective view showing the design;

FIG. 3 is a front elevational view of the design; FIG. 4 is a rear elevational view of the design; FIG. 5 is a right side elevational view of the design; FIG. 6 is a left side elevational view of the design; FIG. 7 is a top plan view of the design; and, FIG. 8 is a bottom plan view of the design.

In the drawings, the broken lines in FIGS. 1-5 and 8 depict portions of the design that form no part of the claim.

1 Claim, 8 Drawing Sheets



US D659,945 S

Page 2

U.S. PATENT DOCUMENTS

D51,366 S * 10/1917 Curtiss D99/41
D51,932 S * 4/1918 Sander D99/39
D70,447 S * 6/1926 Morrison D99/39
D77,158 S 12/1928 Kronowit
D78,596 S * 5/1929 Weisgerber D99/41
D85,293 S * 10/1931 Laurence D99/41
2,337,931 A * 12/1943 Rode, Jr. 206/0.815
D151,556 S * 10/1948 Quackenbush D99/41
D156,188 S 11/1949 Wilke
D160,133 S 9/1950 Thompson
D164,224 S * 8/1951 Di Camillo D99/41
D165,682 S * 1/1952 Flexner D99/41
2,622,365 A 12/1952 Grow
D170,574 S 10/1953 Hickey
2,814,436 A 11/1957 Zietchick
3,097,444 A 7/1963 Steiner
3,858,701 A 1/1975 Bauer et al.
D240,149 S * 6/1976 Herring D99/41
3,992,805 A 11/1976 Arkin
D271,723 S * 12/1983 Lutos D99/41
D280,774 S 9/1985 Rossi
4,696,652 A 9/1987 Reeder et al.
D296,602 S * 7/1988 Klein D99/41

D308,124 S * 5/1990 Janzer D99/30
5,092,776 A * 3/1992 Shanahan 434/128
D348,970 S * 7/1994 Gaillard et al. D99/37
D350,006 S * 8/1994 Wan D99/37
D354,831 S 1/1995 Anderson
5,716,211 A 2/1998 Vetter
D414,009 S * 9/1999 Saign et al. D99/37
D436,427 S 1/2001 Grendahl
D471,692 S 3/2003 Scandiuizzi
D481,190 S 10/2003 Coffey
D492,083 S 6/2004 Coffey
D503,505 S 3/2005 Beacham
D506,590 S * 6/2005 Willingham D99/35
6,976,619 B2 12/2005 Beacham et al.
D521,210 S 5/2006 Duner et al.
7,383,980 B1 6/2008 Beacham
2004/0176012 A1 9/2004 Hirtz

OTHER PUBLICATIONS

Money Savvy Generation/Money Savvy Pig, [online] [retrieved on Mar. 18, 2009] 3 pages <URL:http://www.msngen.com/assembled/money_savvy_pig.html>.

* cited by examiner

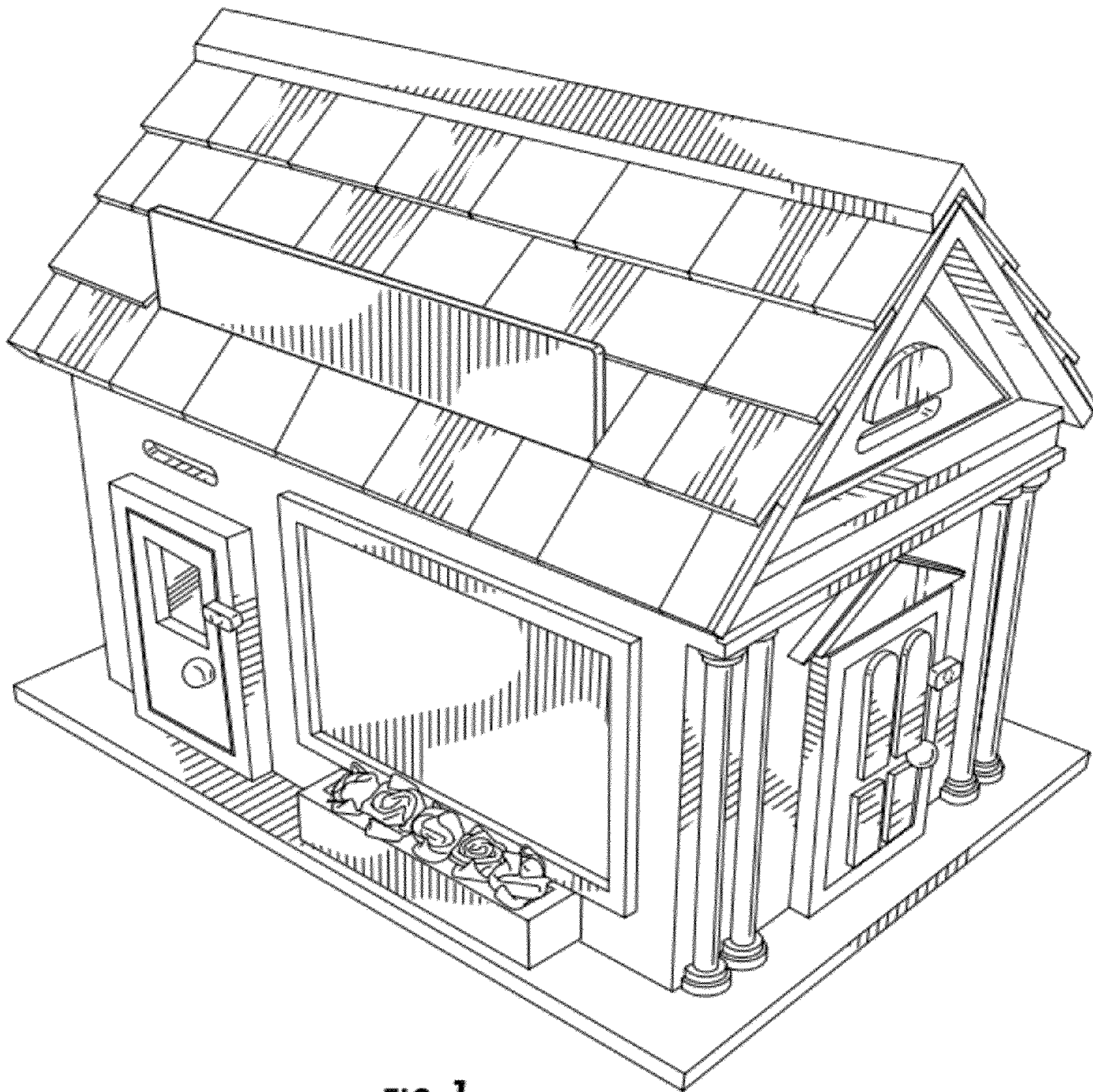


FIG. 1

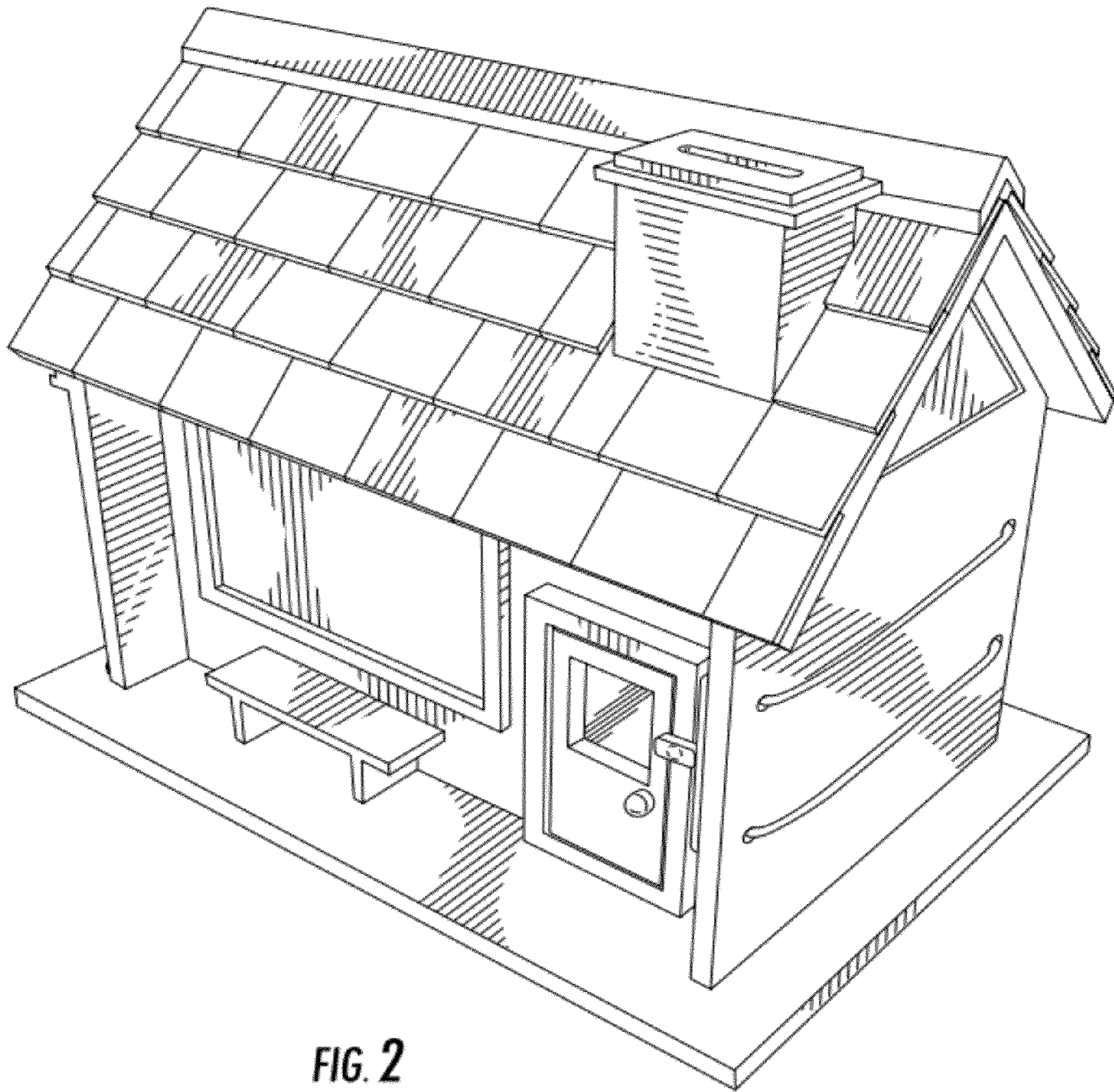
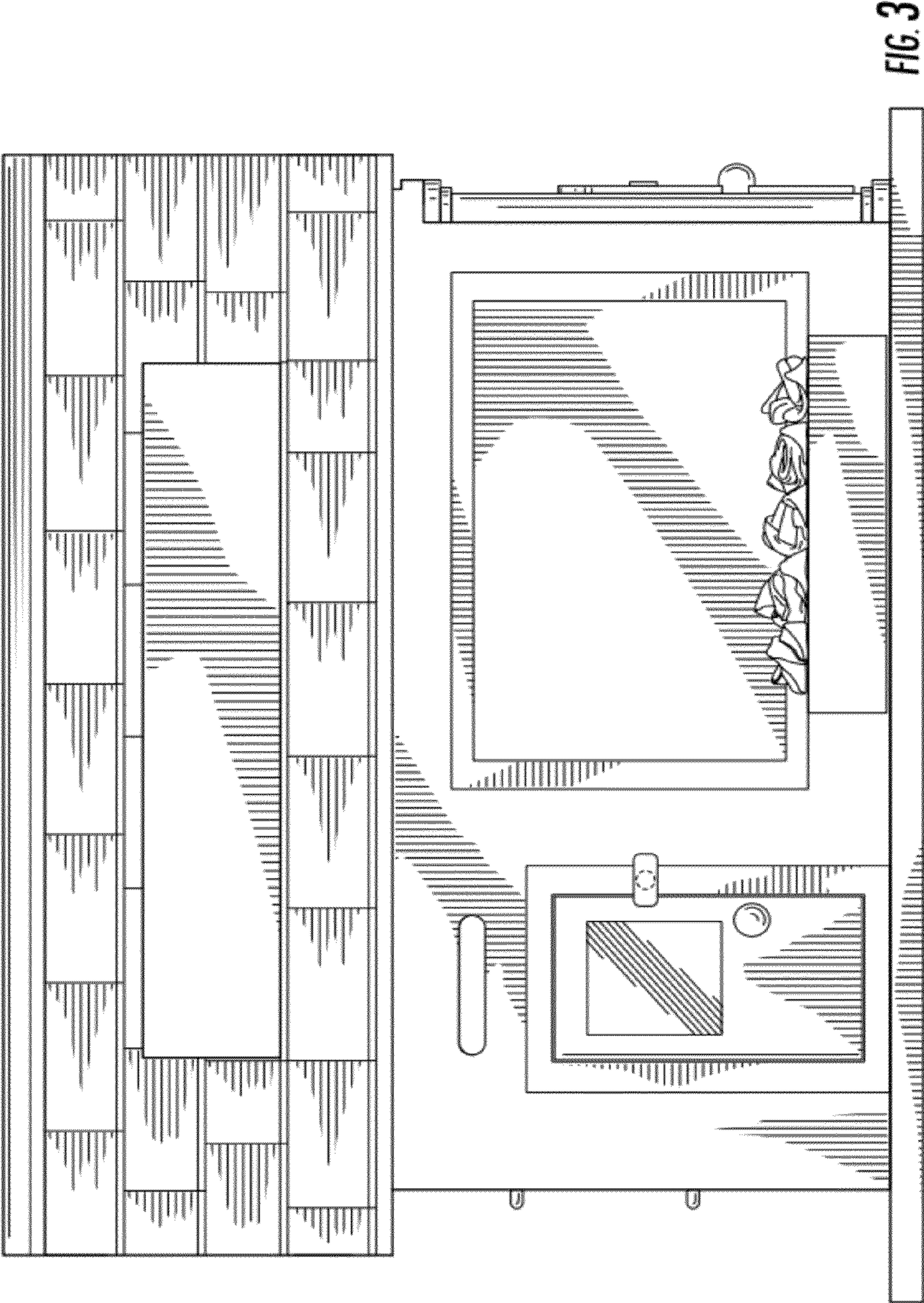


FIG. 2



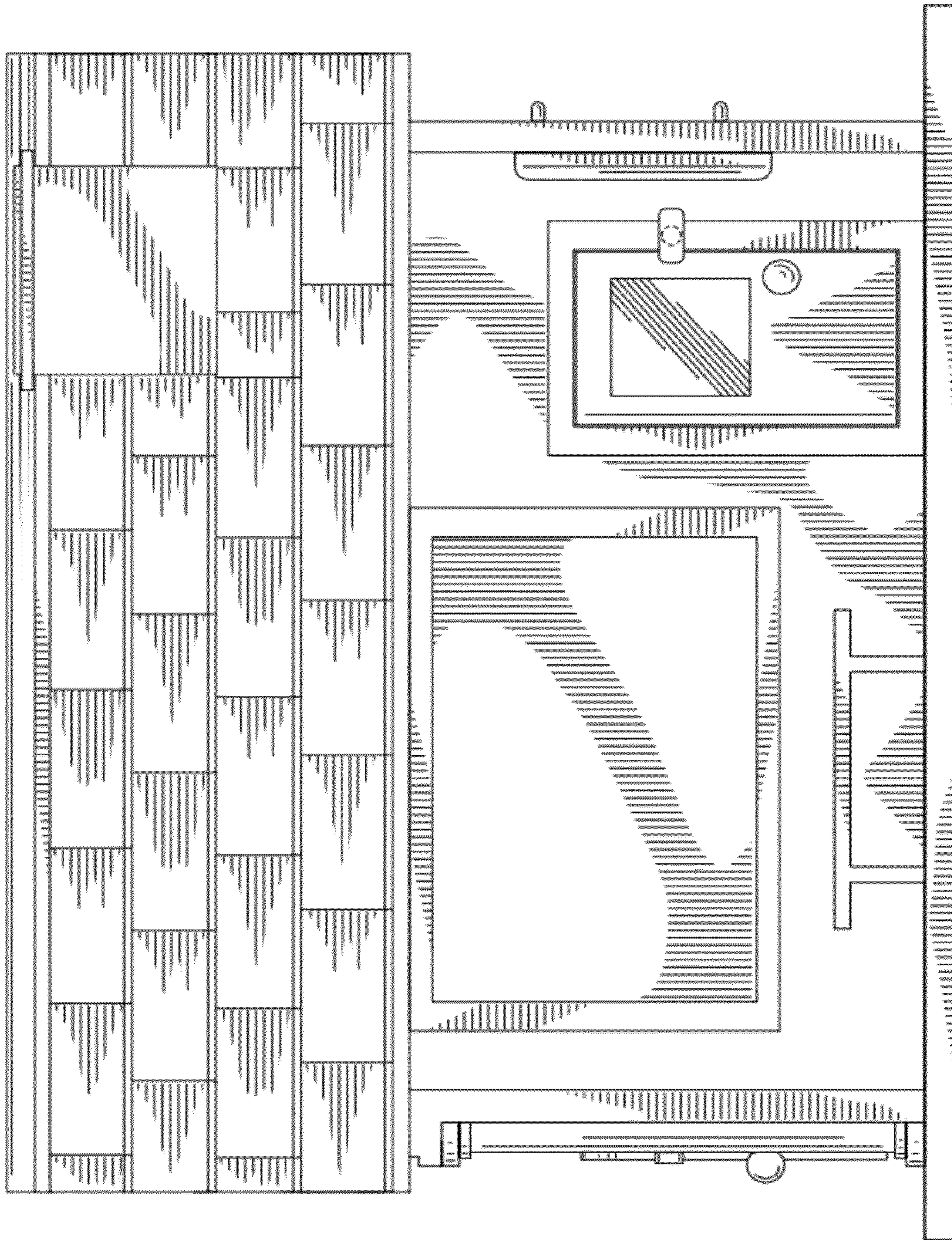


FIG. 4




FIG. 5

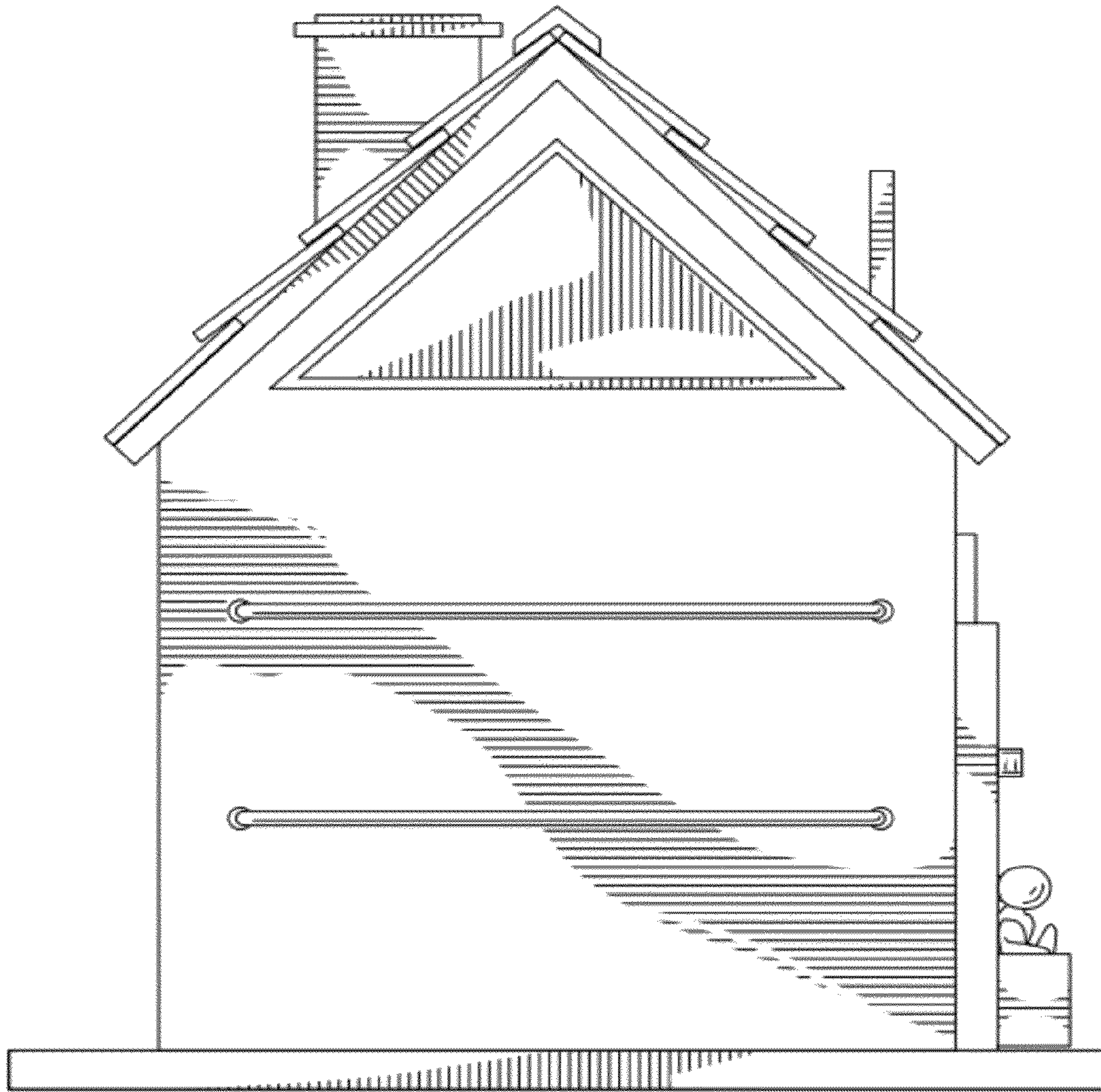


FIG. 6

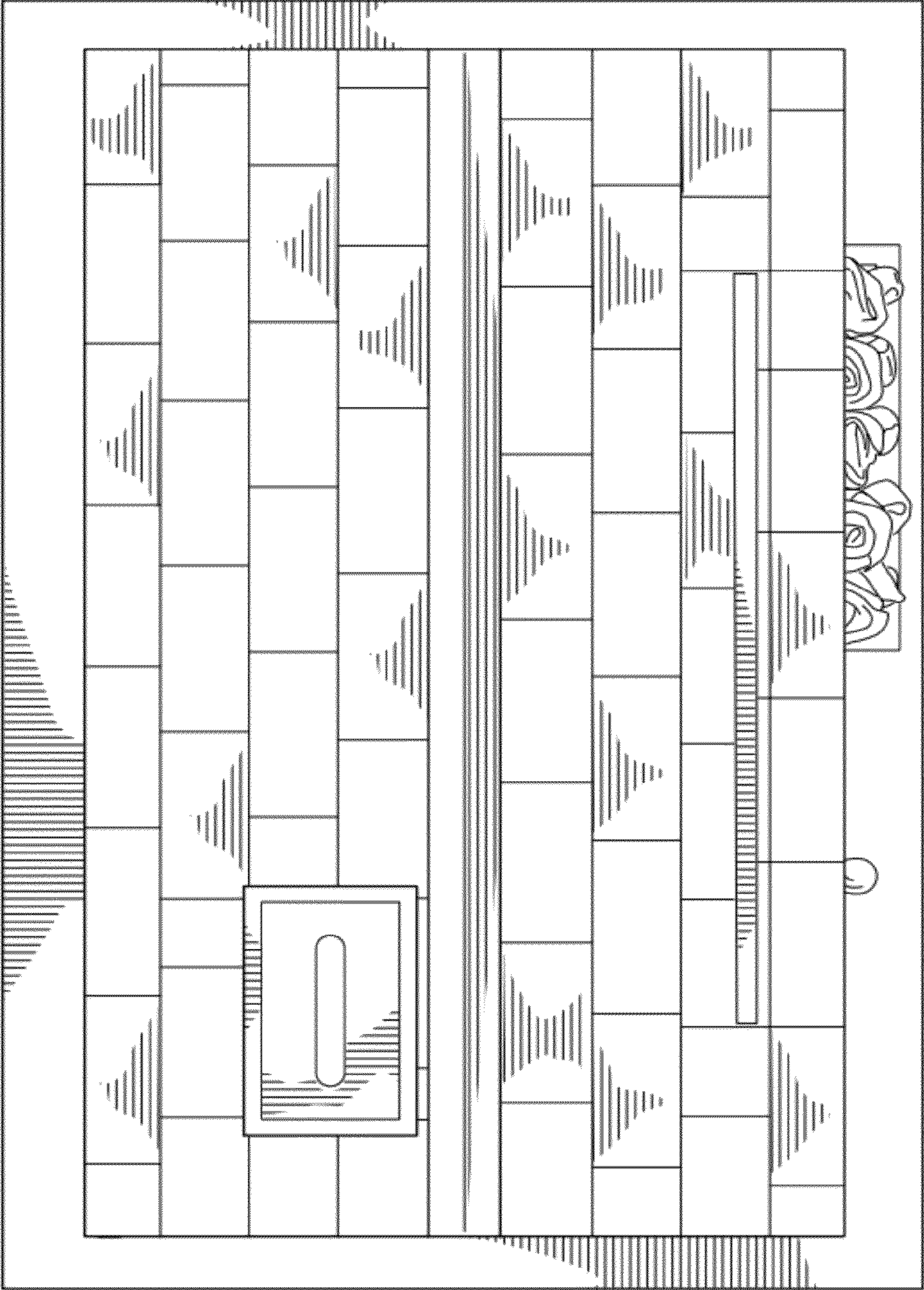


FIG. 7

FIG. 8

