

US00D659911S

(12) **United States Design Patent**
Zeppetzauer

(10) **Patent No.:** **US D659,911 S**

(45) **Date of Patent:** **** May 15, 2012**

(54) **FACE PROTECTOR**

(76) Inventor: **Mario Zeppetzauer**, Linz (AT)

(**) Term: **14 Years**

(21) Appl. No.: **29/316,428**

(22) Filed: **Sep. 25, 2009**

(51) **LOC (9) Cl.** **29-02**

(52) **U.S. Cl.** **D29/122**

(58) **Field of Classification Search** D29/102-106,
D29/108-110, 112, 122; 2/10, 122, 171.3,
2/209.13, 422-425, 452, 453, 455; 128/20.22,
128/207.17; 32/3

See application file for complete search history.

(56) **References Cited**

U.S. PATENT DOCUMENTS

4,432,100 A * 2/1984 Bates 2/424
4,825,878 A 5/1989 Kuntz et al.
4,965,887 A 10/1990 Paoluccio et al.
5,440,760 A 8/1995 Highsmith
D362,086 S * 9/1995 Russell D29/110

6,892,393 B1 * 5/2005 Provost et al. 2/10
7,114,194 B2 * 10/2006 English 2/171.3
D568,545 S * 5/2008 Schaffner D29/110
D640,429 S * 6/2011 Grobleben et al. D32/3

* cited by examiner

Primary Examiner — Susan Bennett Hattan

Assistant Examiner — Barbara B Lohr

(74) *Attorney, Agent, or Firm* — Klauber & Jackson LLC

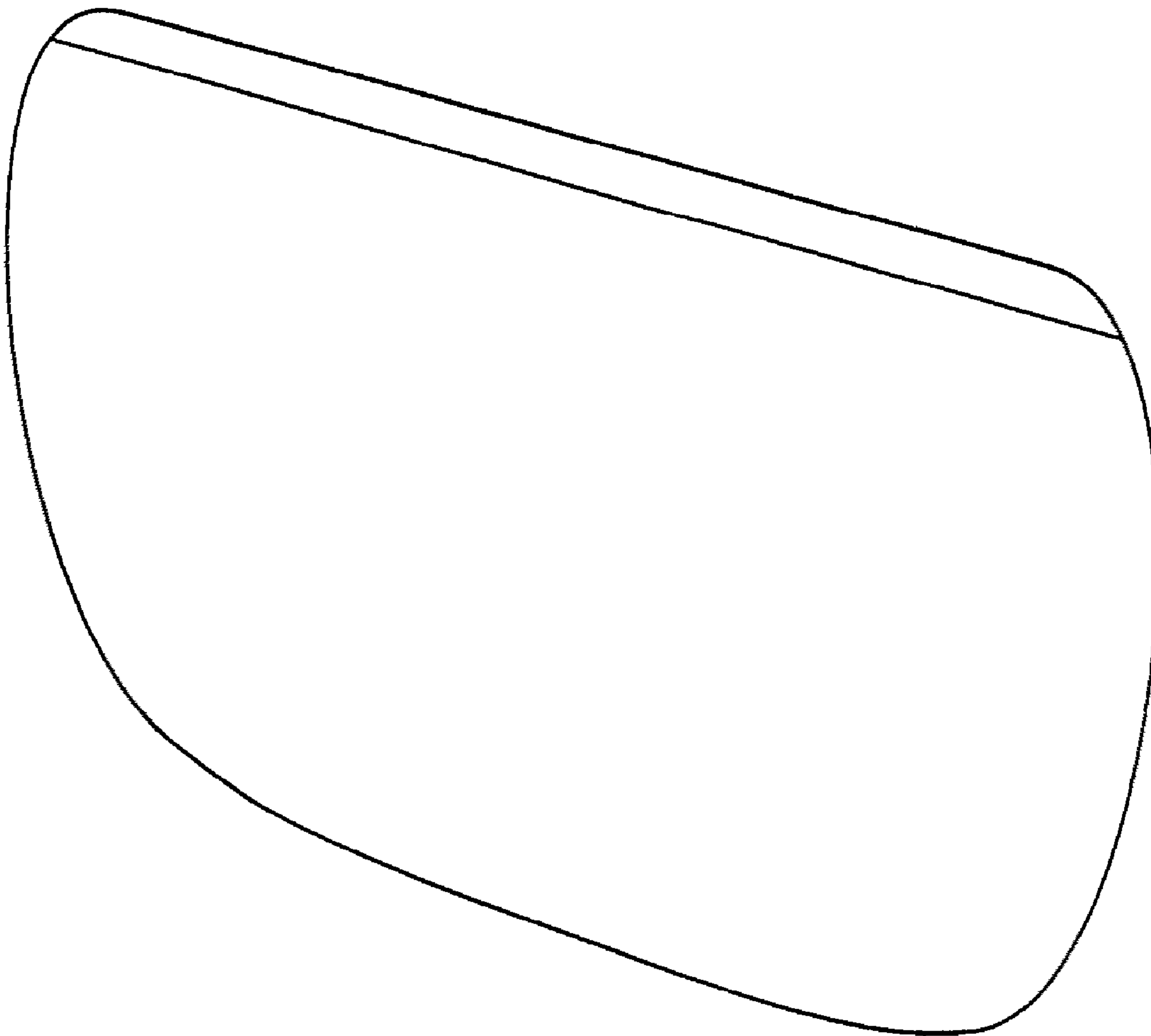
(57) **CLAIM**

The ornamental design for a face protector, as shown and described.

DESCRIPTION

FIG. 1 is a front perspective view of a face protector;
FIG. 2 is a top plan view thereof;
FIG. 3 is a bottom plan view thereof;
FIG. 4 is a left side elevational view thereof;
FIG. 5 is a right side elevational view thereof;
FIG. 6 is a front elevational view thereof; and,
FIG. 7 is a rear elevational view thereof.

1 Claim, 7 Drawing Sheets



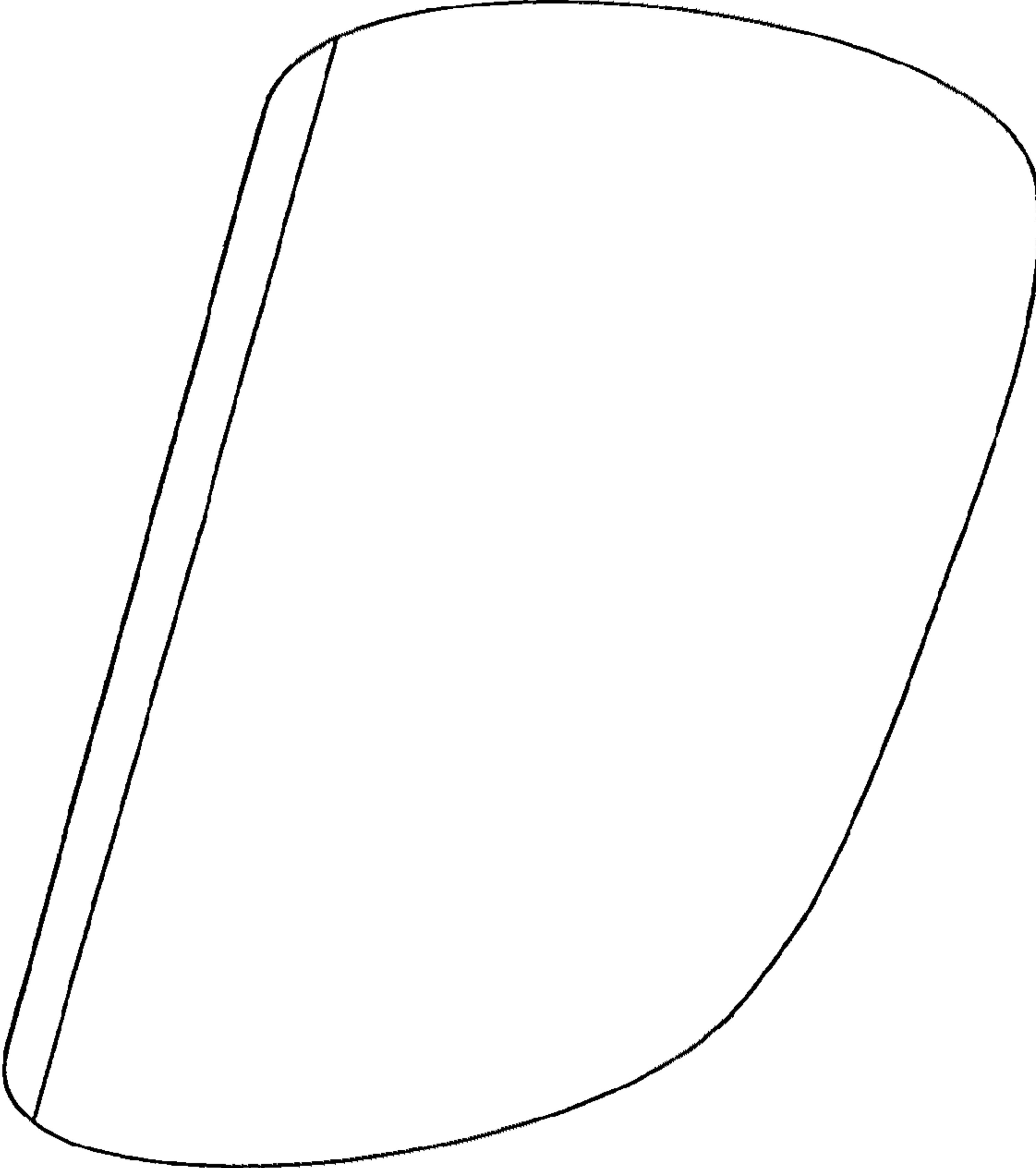


FIG. 1




FIG. 2




FIG. 3



FIG. 4




FIG. 5



FIG. 6



FIG. 7