



US00D659901S

(12) **United States Design Patent**
Lin

(10) **Patent No.:** **US D659,901 S**
(45) **Date of Patent:** **** May 15, 2012**

(54) **TABLETOP CIGARETTE MAKING MACHINE**

(75) Inventor: **Mei Lin**, Glenview, IL (US)

(73) Assignee: **Republic Tobacco L.P.**, Glenview, IL (US)

(**) Term: **14 Years**

(21) Appl. No.: **29/411,224**

(22) Filed: **Jan. 18, 2012**

(51) **LOC (9) Cl.** **27-99**

(52) **U.S. Cl.** **D27/194**

(58) **Field of Classification Search** D27/194,
D27/184, 189, 187, 186, 185, 100, 101, 183,
D27/172, 143, 163, 162, 161, 153, 144, 141,
D27/156, 160, 139, 140, 154, 155, 157, 142,
D27/102, 130, 158, 159, 167, 173, 176, 180,
D27/181, 193; 219/220; 431/253, 344; 131/70,
131/58, 66.1, 73, 283, 47, 49, 187, 174; D9/423,
D9/542, 563, 454, 504; D8/34, 33, 105,
D8/30, 29.1; D7/416; 439/668; 206/236;
44/507

See application file for complete search history.

(56) **References Cited**

U.S. PATENT DOCUMENTS

D120,751 S * 5/1940 Fuller D27/194
3,202,156 A * 8/1965 Kappeler et al. 131/70
3,509,887 A * 5/1970 Kappeler et al. 131/70
3,688,777 A * 9/1972 Kastner et al. 131/70
D250,965 S * 1/1979 Moscovitch D27/194
4,167,948 A * 9/1979 Moscovitch 131/70
4,249,546 A * 2/1981 Heil et al. 131/70
5,088,506 A * 2/1992 Kastner 131/70
D417,309 S * 11/1999 Morris D27/184
6,557,560 B2 * 5/2003 Kastner 131/73

D544,643 S * 6/2007 Lin D27/194
D579,150 S * 10/2008 Lin et al. D27/194
D613,032 S * 4/2010 Lin D27/194
D613,033 S * 4/2010 Lin D27/194
8,037,887 B2 * 10/2011 Lin 131/70

* cited by examiner

Primary Examiner — Kevin Rudzinski

(74) *Attorney, Agent, or Firm* — Drinker Biddle & Reath LLP

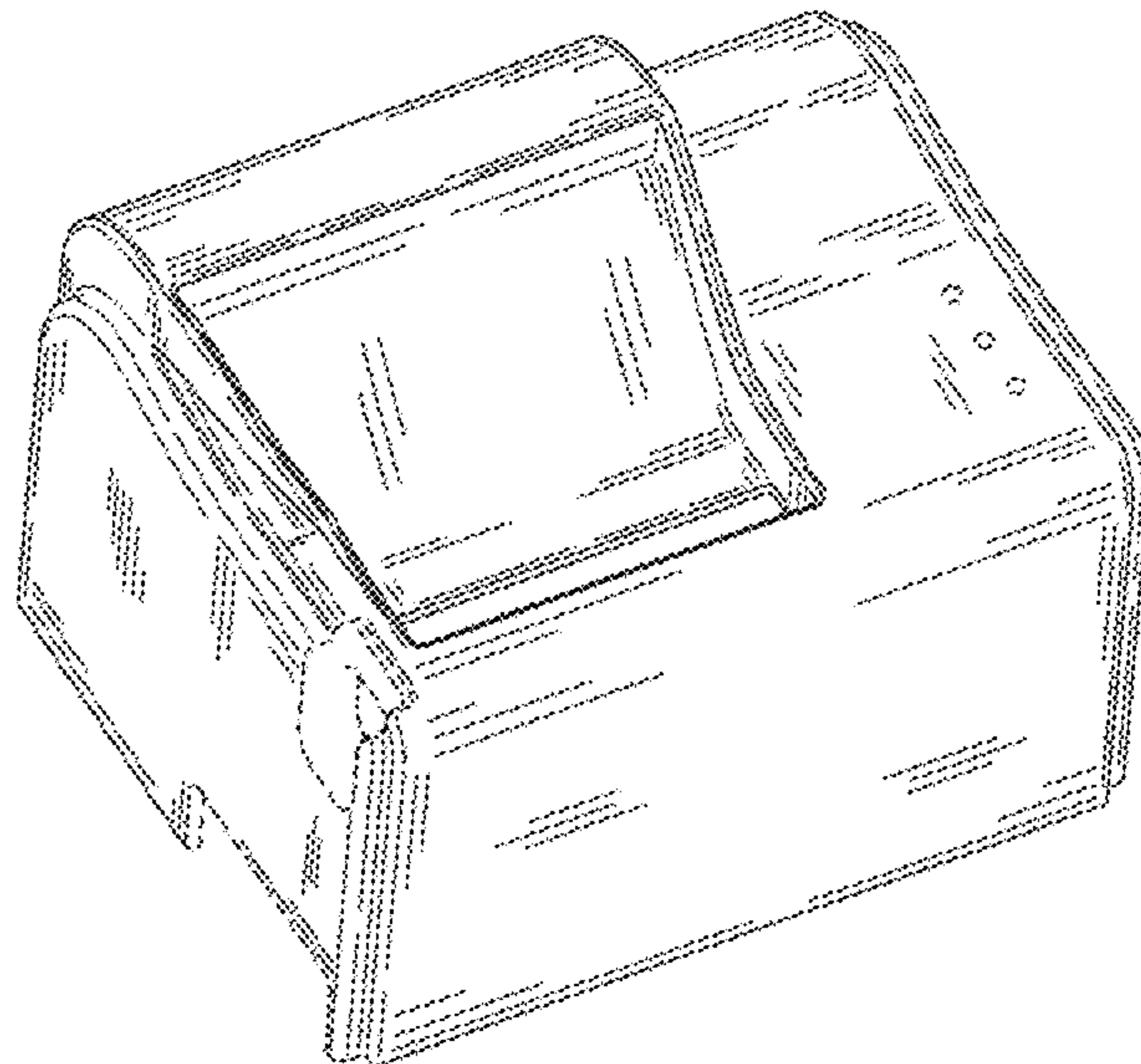
(57) **CLAIM**

The ornamental design for a tabletop cigarette making machine, as shown and described.

DESCRIPTION

FIG. 1 is a front perspective view of the tabletop cigarette making machine;
FIG. 2 is a right side elevation view of the tabletop cigarette making machine of FIG. 1;
FIG. 3 is a left side elevation view of the tabletop cigarette making machine of FIG. 1;
FIG. 4 is a front elevation view of the tabletop cigarette making machine of FIG. 1;
FIG. 5 is a rear elevation view of the tabletop cigarette making machine of FIG. 1;
FIG. 6 is a top plan view of the tabletop cigarette making machine of FIG. 1; and,
FIG. 7 is a bottom plan view of the tabletop cigarette making machine of FIG. 1.
The broken lines shown in the figures illustrate portions of the tabletop cigarette making machine that form no part of the claimed design.

1 Claim, 4 Drawing Sheets






FIG. 1

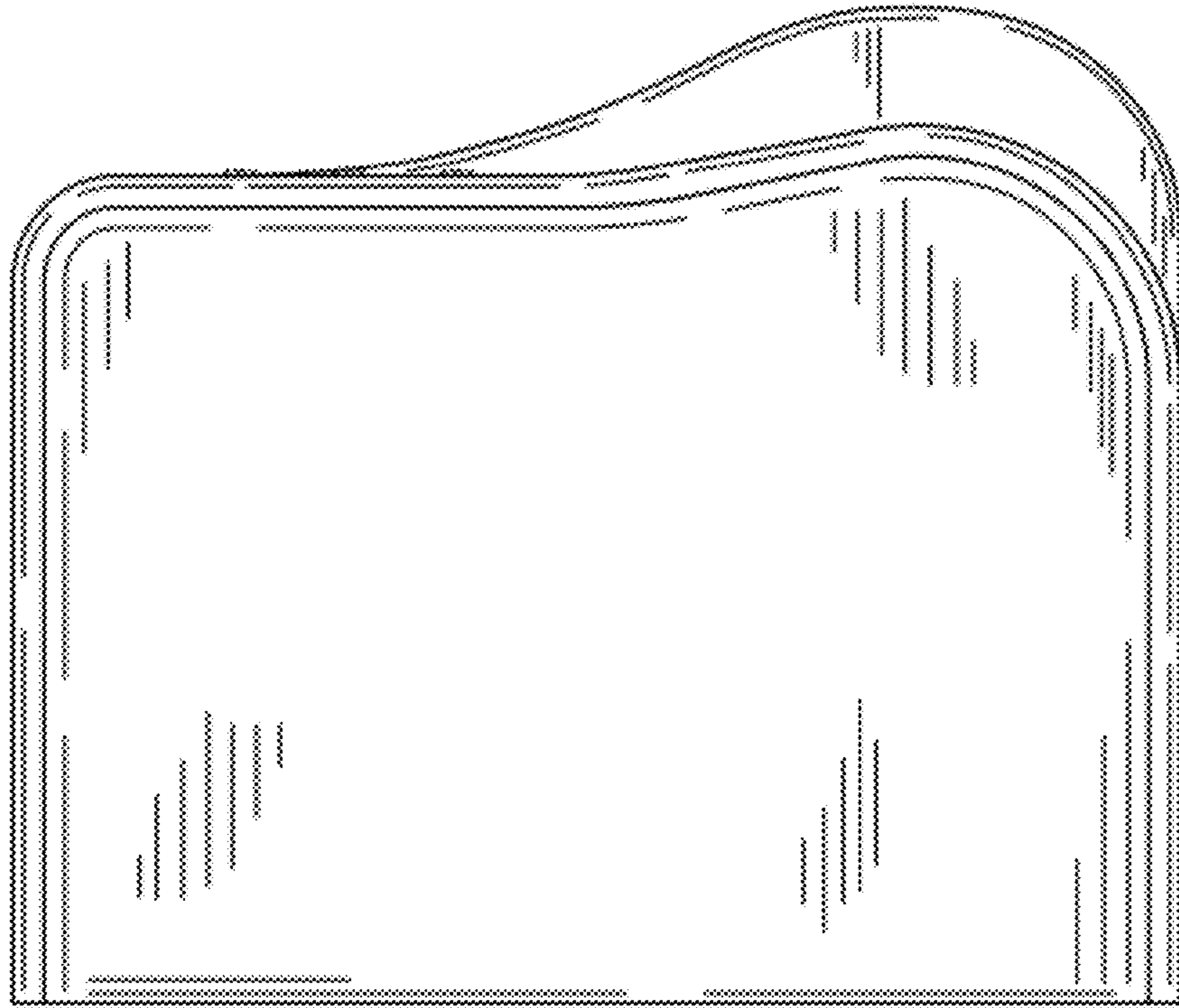


FIG. 2

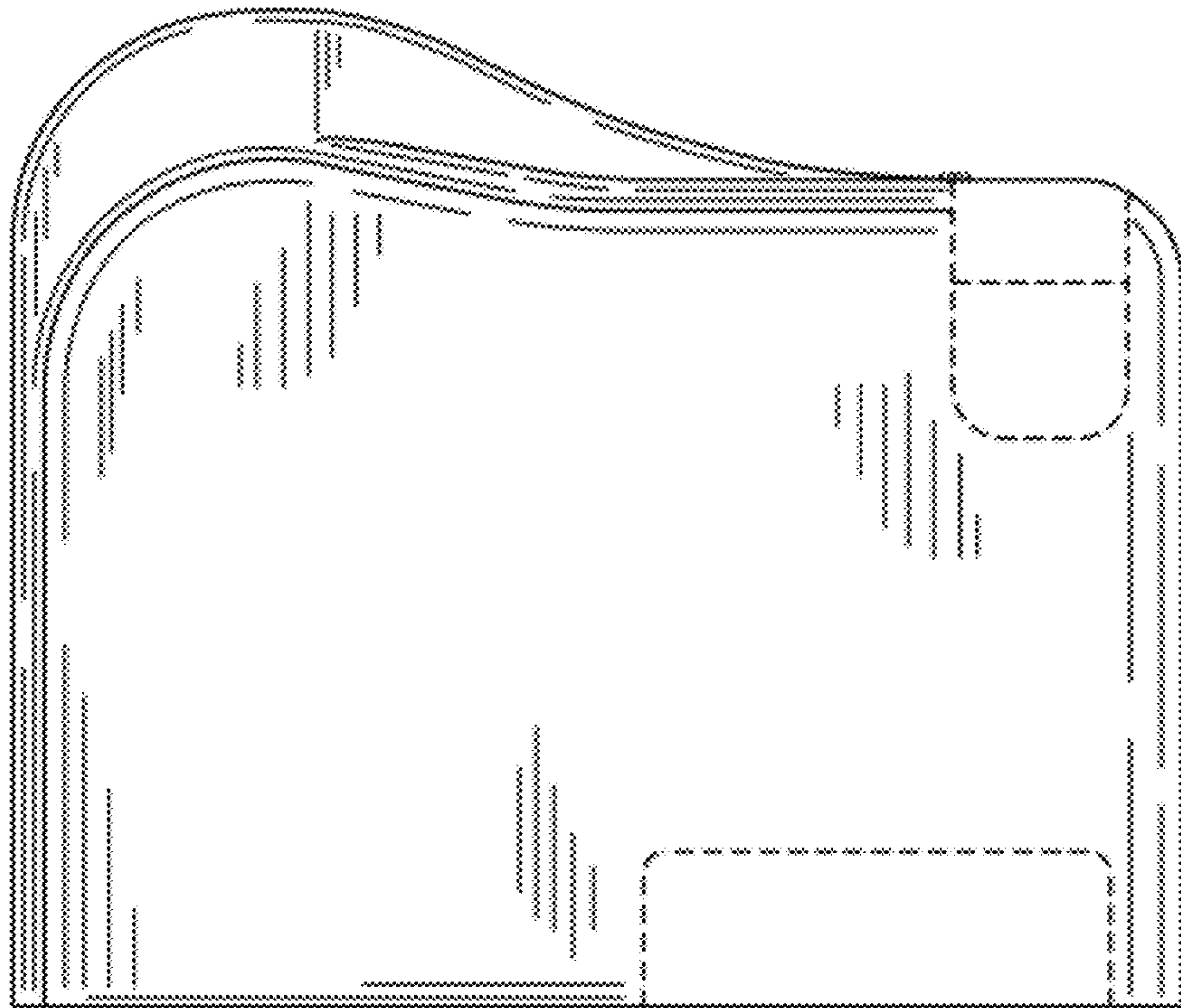


FIG. 3

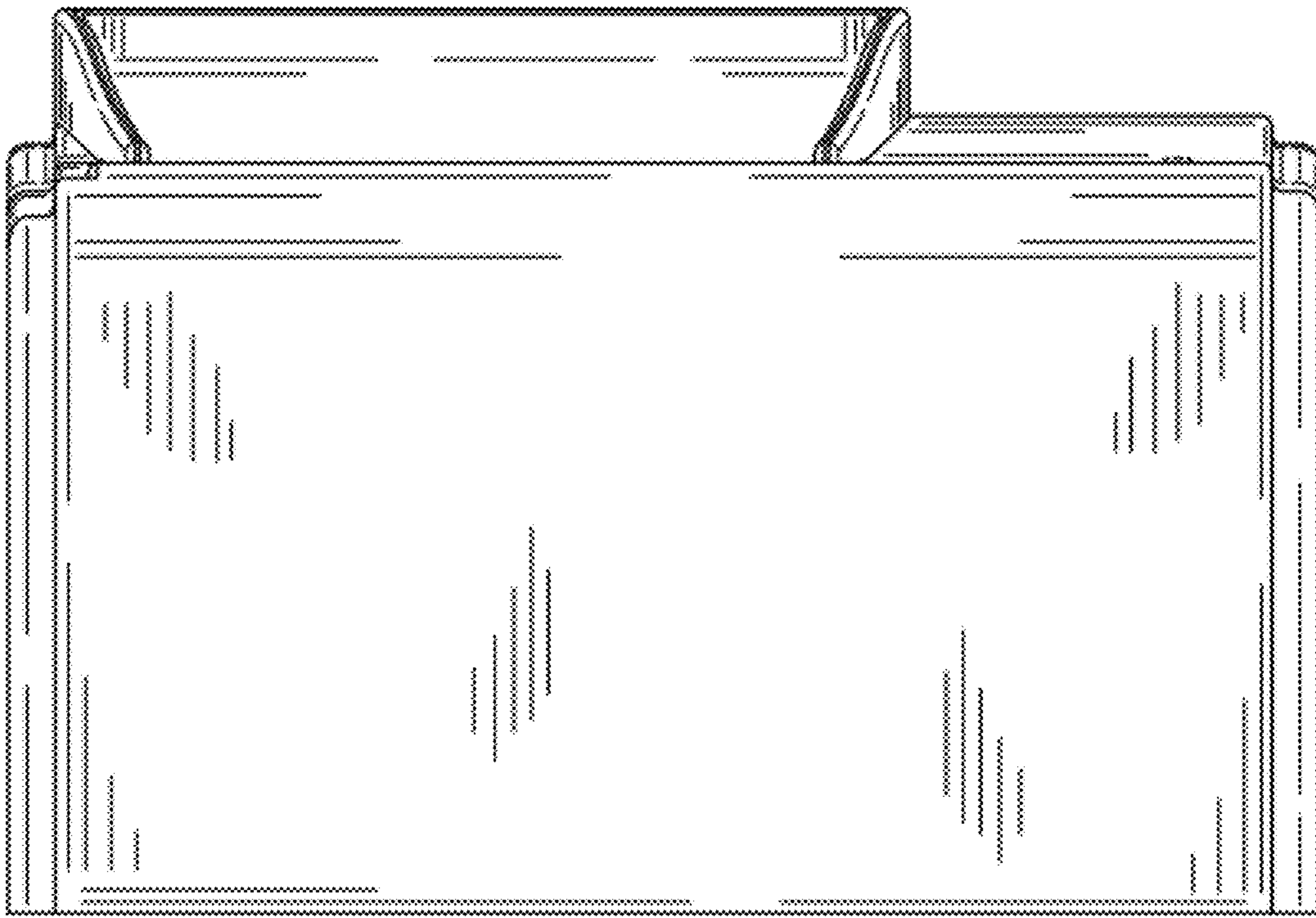


FIG. 4

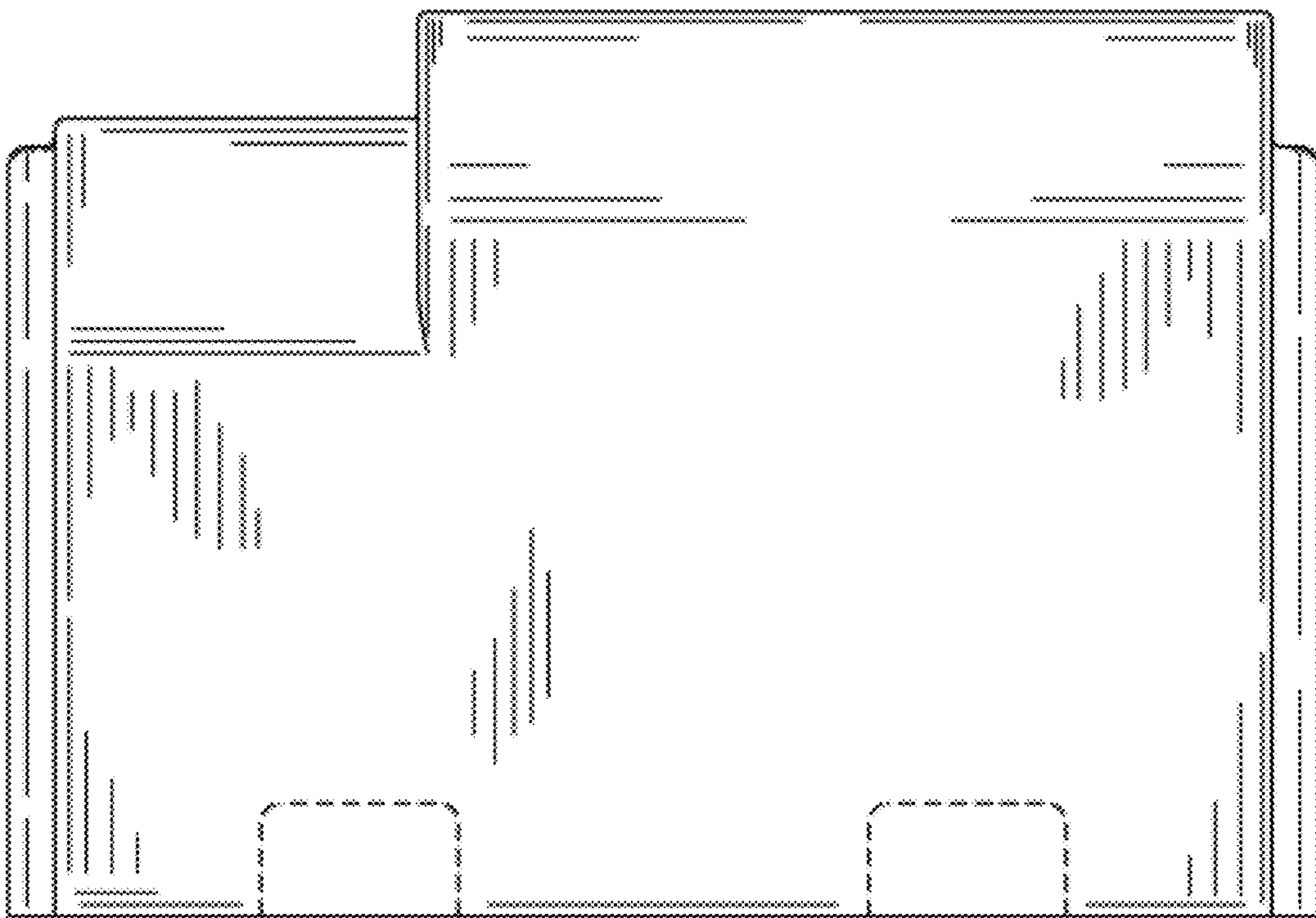


FIG. 5

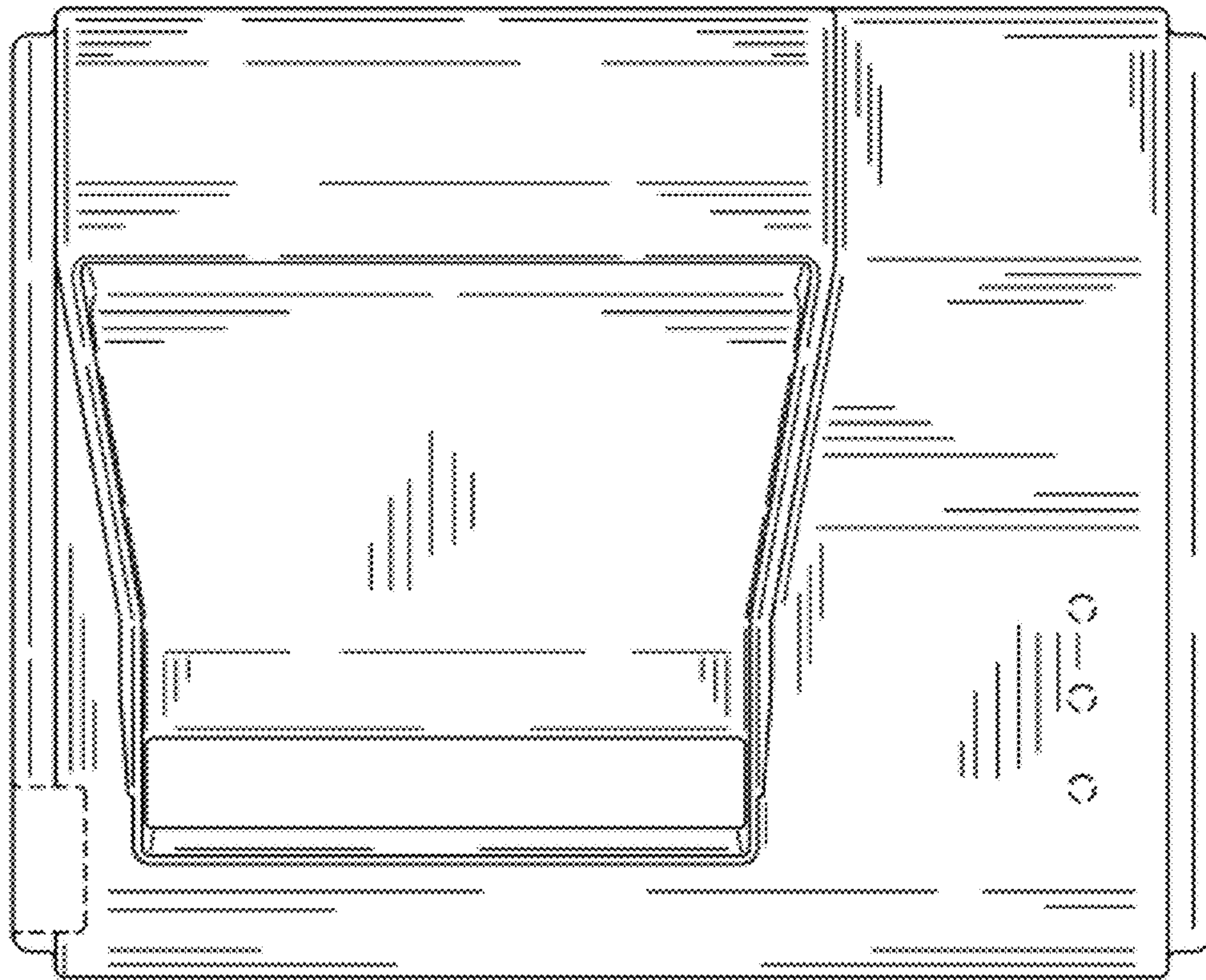


FIG. 6




FIG. 7