



US00D659883S

(12) **United States Design Patent**
Herremans

(10) **Patent No.:** **US D659,883 S**

(45) **Date of Patent:** **** May 15, 2012**

(54) **LUMINAIRE**

(75) Inventor: **Yves Herremans**, Kapellen (BE)

(73) Assignee: **Koninklijke Philips Electronics N.V.**,
Eindhoven (NL)

(**) Term: **14 Years**

(21) Appl. No.: **29/383,892**

(22) Filed: **Jan. 24, 2011**

(51) **LOC (9) Cl.** **26-03**

(52) **U.S. Cl.** **D26/88**

(58) **Field of Classification Search** D26/80-92,
D26/128; 362/147, 404-408

See application file for complete search history.

(56) **References Cited**

U.S. PATENT DOCUMENTS

D86,453 S *	3/1932	Gunnison	D26/88
D87,964 S *	10/1932	Howell	D26/88
D90,612 S *	8/1933	Howell	D26/88
D90,938 S *	10/1933	Beck	D26/88

D90,939 S *	10/1933	Beck	D26/88
D94,686 S *	2/1935	Ball	D26/88
D102,438 S *	12/1936	Montmartin	D26/88
D108,654 S *	3/1938	Versen	D26/88
D189,313 S *	11/1960	Rambusch	D26/88
3,042,742 A *	7/1962	Foster	174/69
D494,702 S *	8/2004	Parres	D26/85
D567,986 S *	4/2008	Meise et al.	D26/84
D596,336 S *	7/2009	Sabernig	D26/88

* cited by examiner

Primary Examiner — Clare E Heflin

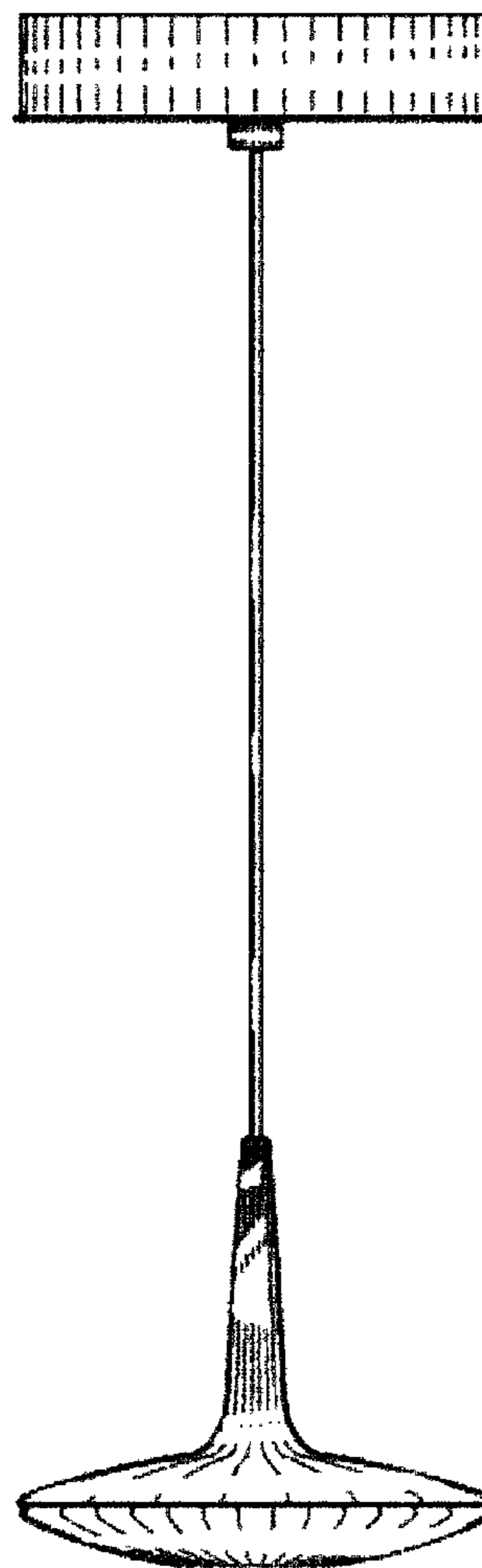
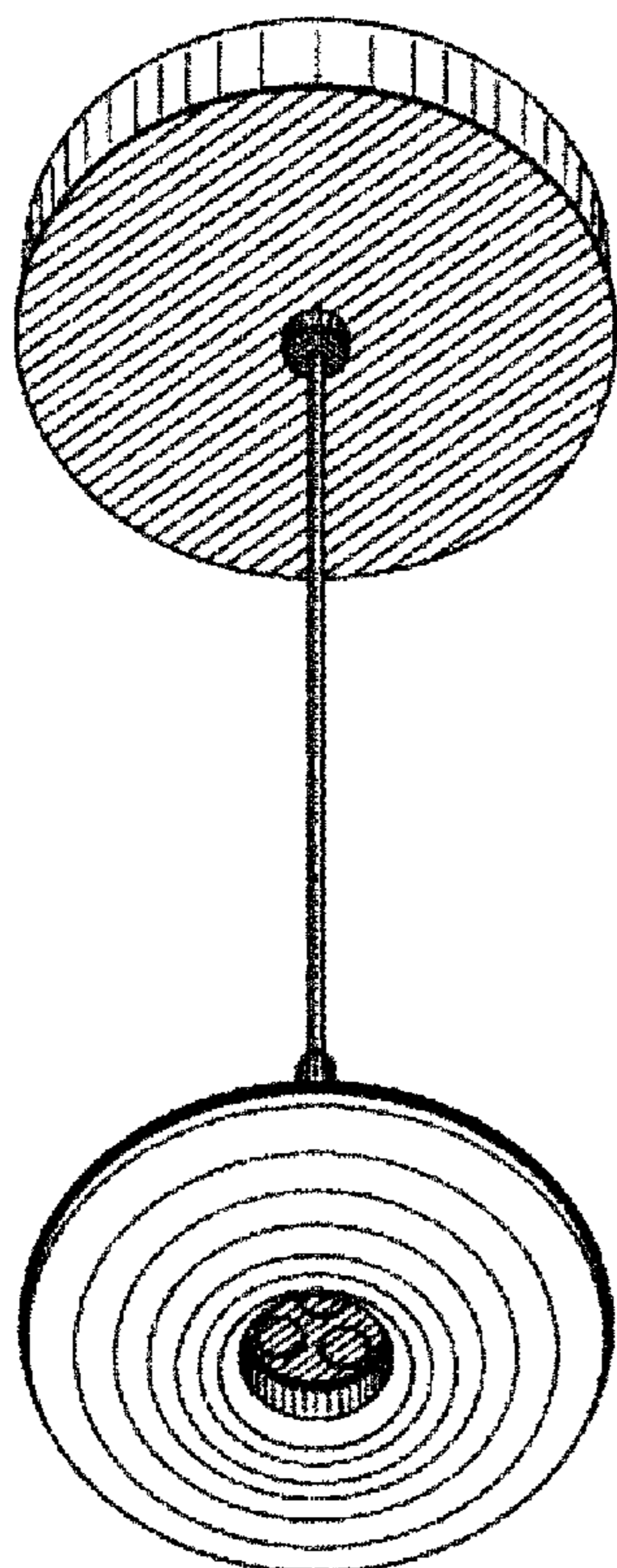
(57) **CLAIM**

The ornamental design for a luminaire, as shown.

DESCRIPTION

FIG. 1 is a perspective view showing my design;
FIG. 2 is a front elevational view thereof;
FIG. 3 is a rear elevational view thereof;
FIG. 4 is a right side elevational view thereof;
FIG. 5 is a left side elevational view thereof;
FIG. 6 is a top plan view thereof; and,
FIG. 7 is a bottom plan view thereof.

1 Claim, 4 Drawing Sheets



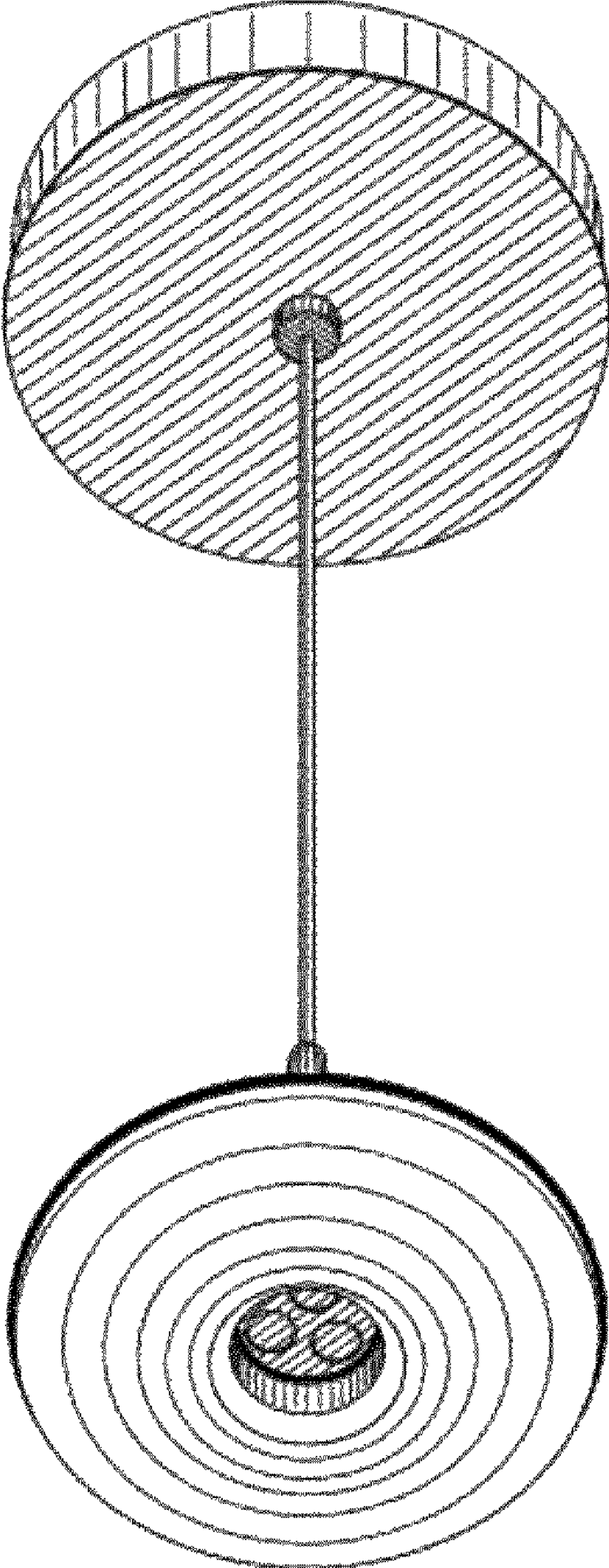


FIG. 1

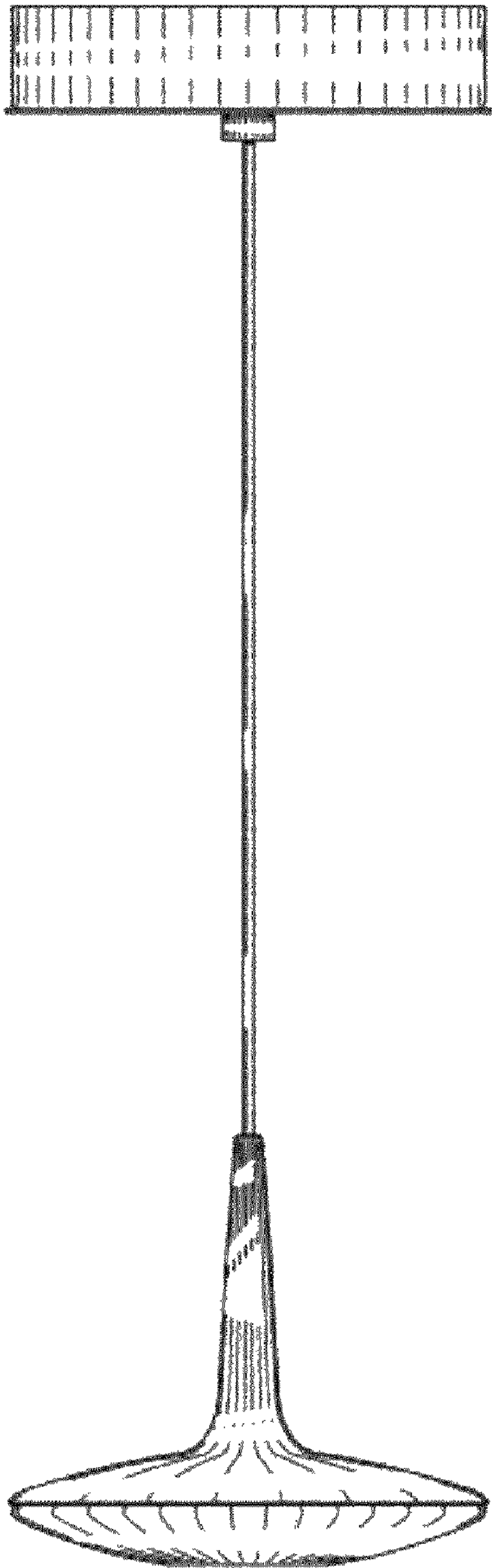


FIG. 2




FIG. 3

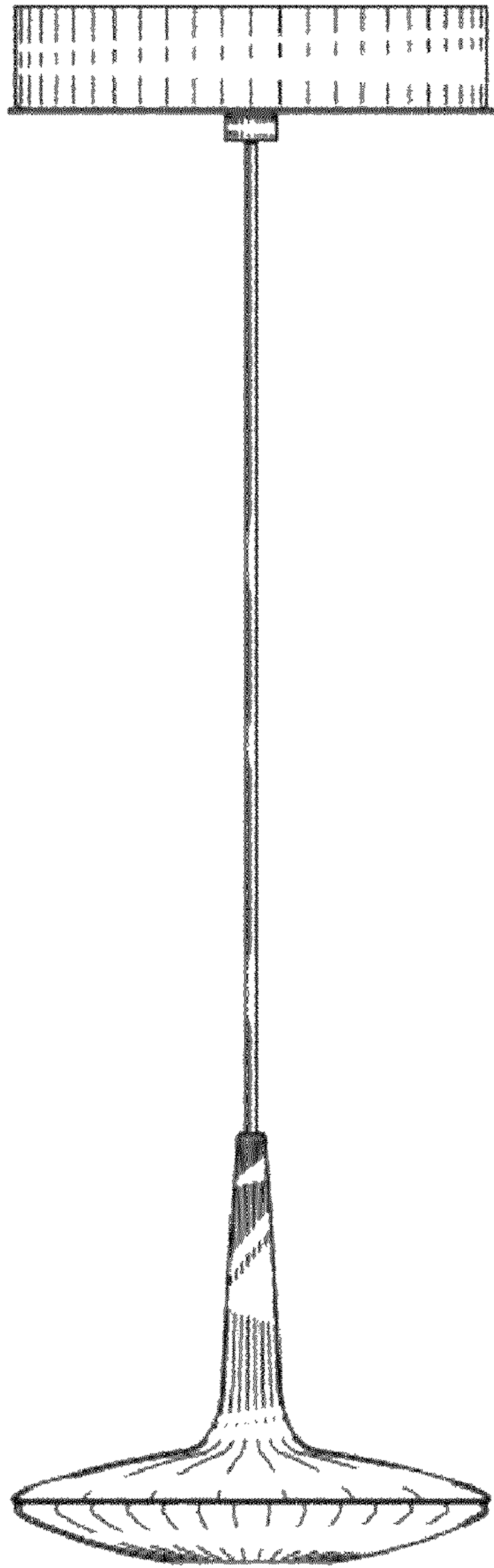


FIG. 4




FIG. 5




FIG. 6

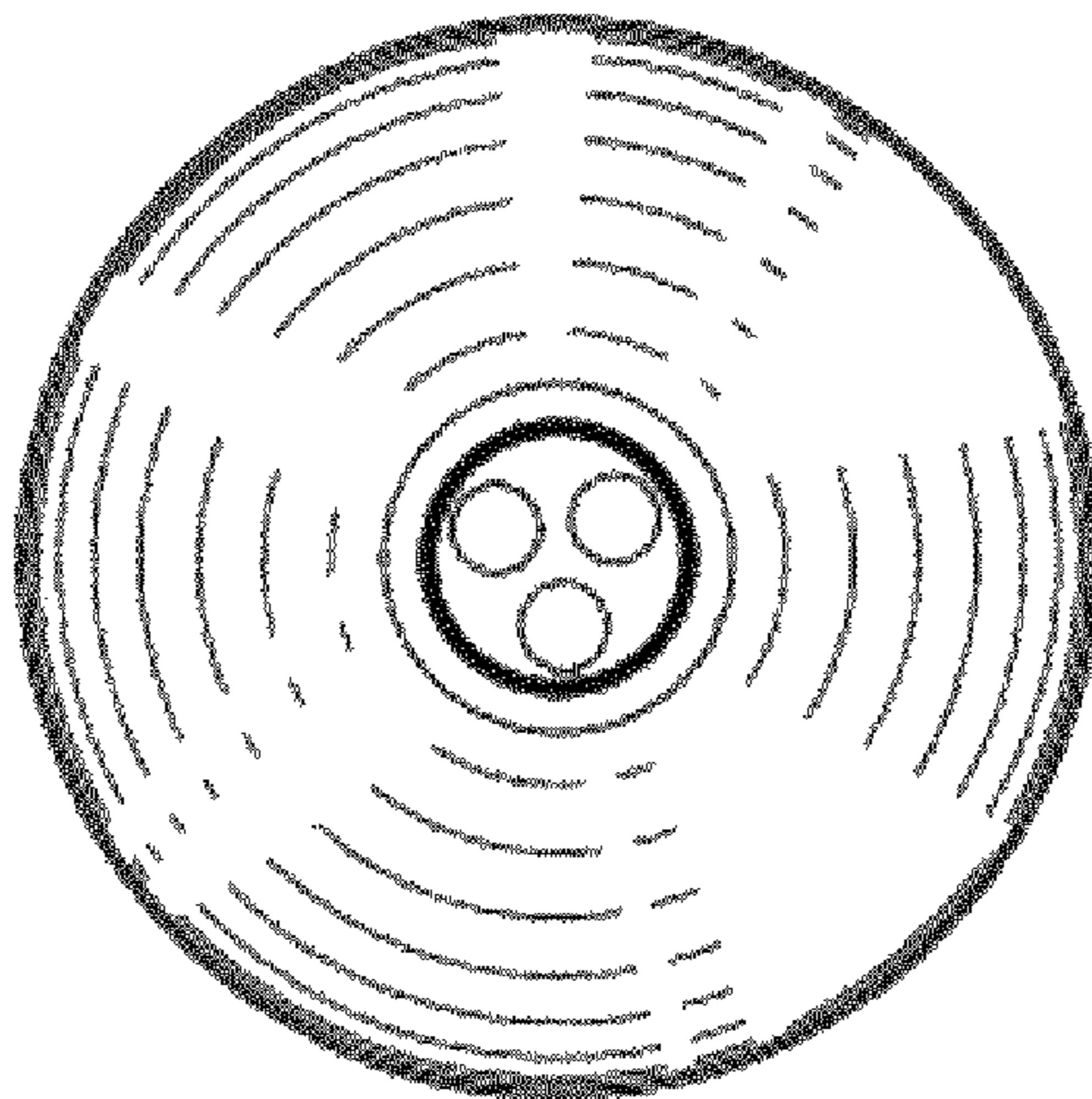


FIG. 7