



US00D659865S

(12) **United States Design Patent**  
**Napier**

(10) **Patent No.:** **US D659,865 S**

(45) **Date of Patent:** **\*\* May 15, 2012**

(54) **NIGHT LIGHT**

(76) Inventor: **Tandra Salone Napier**, Colleyville, TX  
(US)

(\*\*) Term: **14 Years**

(21) Appl. No.: **29/341,901**

(22) Filed: **Aug. 14, 2009**

(51) **LOC (9) Cl.** ..... **26-05**

(52) **U.S. Cl.** ..... **D26/26**

(58) **Field of Classification Search** ..... D26/26,  
D26/24, 37, 38, 57, 73, 94, 98, 101; D10/110,  
D10/114; D22/120, 122, 123; D21/315,  
D21/318, 650, 712, 713, 780, 788; D11/119,  
D11/137, 139, 144, 162; 362/640, 641, 642,  
362/643, 644, 652, 653, 657, 658, 659, 563,  
362/567, 122, 124, 183, 805, 806  
See application file for complete search history.

(56) **References Cited**

**U.S. PATENT DOCUMENTS**

D26,787	S *	3/1897	Vanderbilt	.....	D26/23
D69,044	S *	12/1925	Mulvihill	.....	D26/24
D93,003	S *	8/1934	Cohen	.....	D26/101
3,433,939	A *	3/1969	Lothman	.....	362/644
4,964,796	A *	10/1990	Sullivan et al.	.....	431/289
D370,548	S *	6/1996	Cocca et al.	.....	D26/101
D476,755	S *	7/2003	LoVullo et al.	.....	D26/25
D482,466	S *	11/2003	Yuen	.....	D26/26
D523,166	S *	6/2006	Gehry	.....	D26/94
7,628,524	B2 *	12/2009	Lemay et al.	.....	362/565

D607,986	S *	1/2010	Manns	.....	D23/367
2007/0206393	A1 *	9/2007	Soon	.....	362/653
2009/0219711	A1 *	9/2009	Webb	.....	362/122

\* cited by examiner

*Primary Examiner* — Angela J Lee

(74) *Attorney, Agent, or Firm* — Vesna N. Rafaty

(57) **CLAIM**

The ornamental design for a night light, as shown and described.

**DESCRIPTION**

FIG. 1 is a perspective view showing the claimed design for a night light.

FIG. 2 is a front plan view of the claimed design for a night light.

FIG. 3 is a plan view of one side of a night light showing the claimed design for a night light.

FIG. 4 is a plan view of the other side of a night light showing the claimed design for a night light.

FIG. 5 is a top plan view showing the claimed design for a night light.


FIG. 6 is a bottom plan view showing the claimed design for a night light.

FIG. 7 is a rear plan view showing the claimed design for a night light; and,

FIG. 8 shows a detail view for a portion of the claimed design for a night light.

The portion of the night light shown in broken lines forms no part of the claimed design. It is understood that the pattern shown on the folded portion of the night light covers all surfaces of the folded portion even if the pattern is not shown on all surfaces of the folded portion of the night light.

**1 Claim, 8 Drawing Sheets**



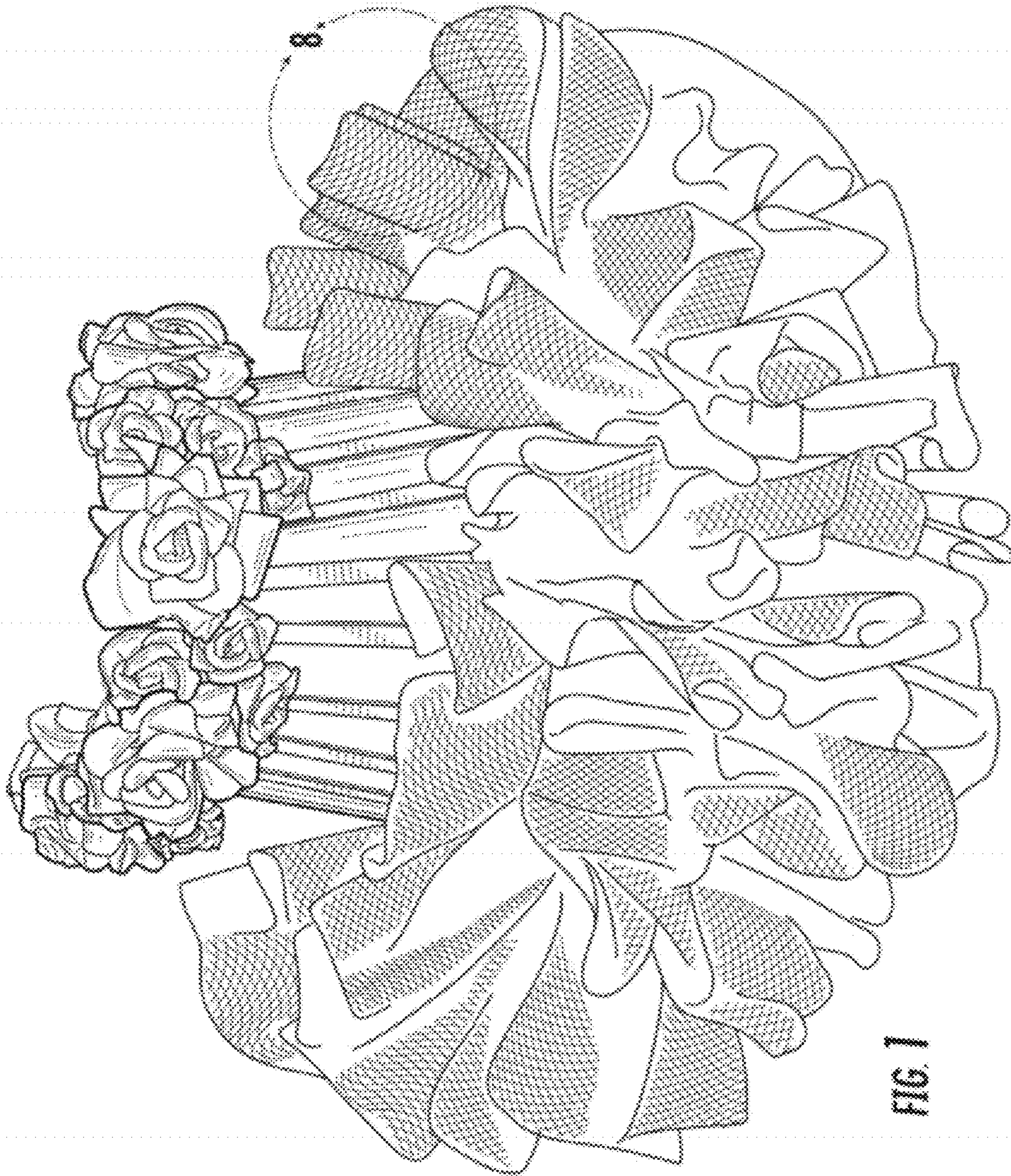


FIG. 1

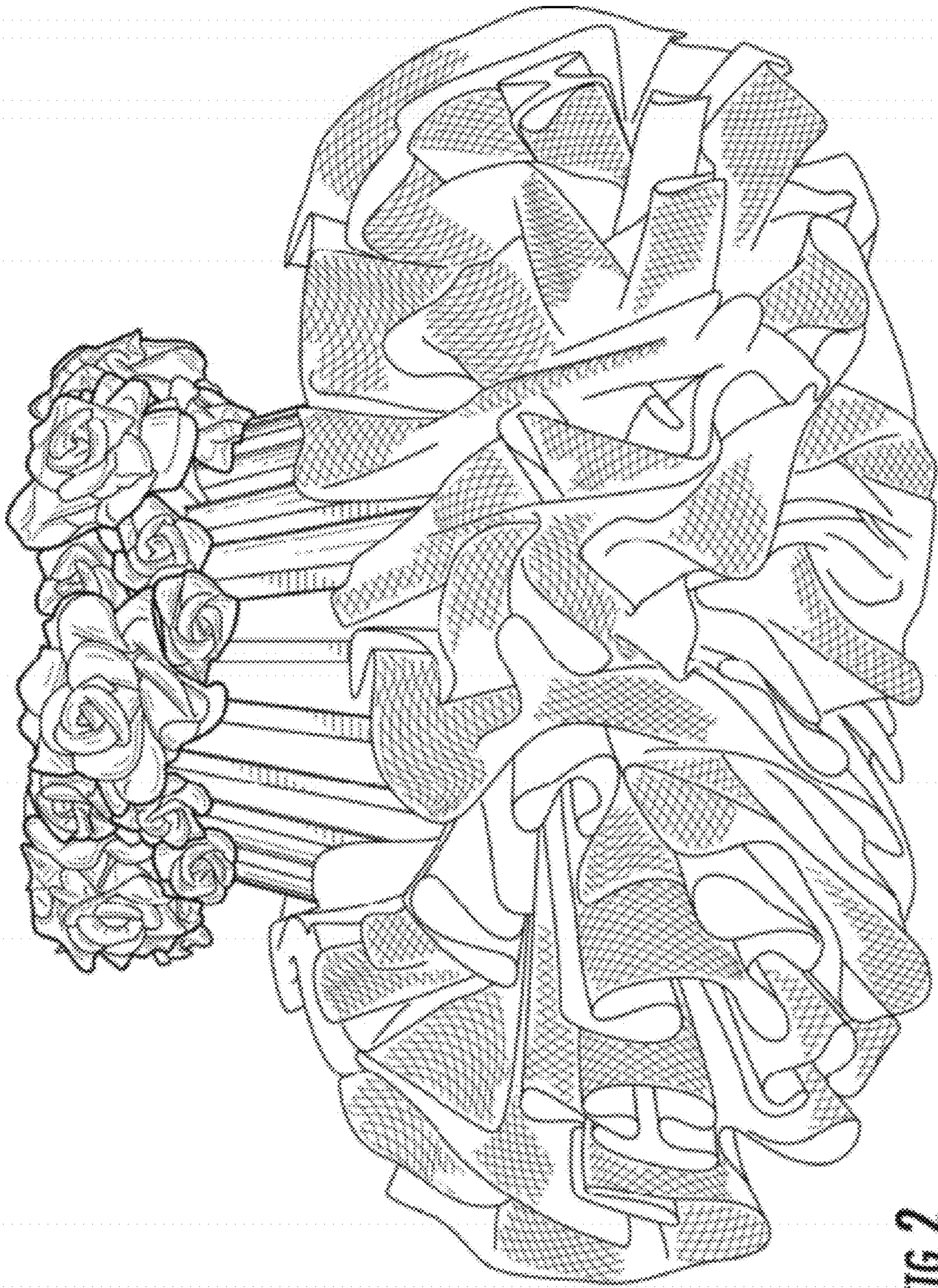


FIG. 2

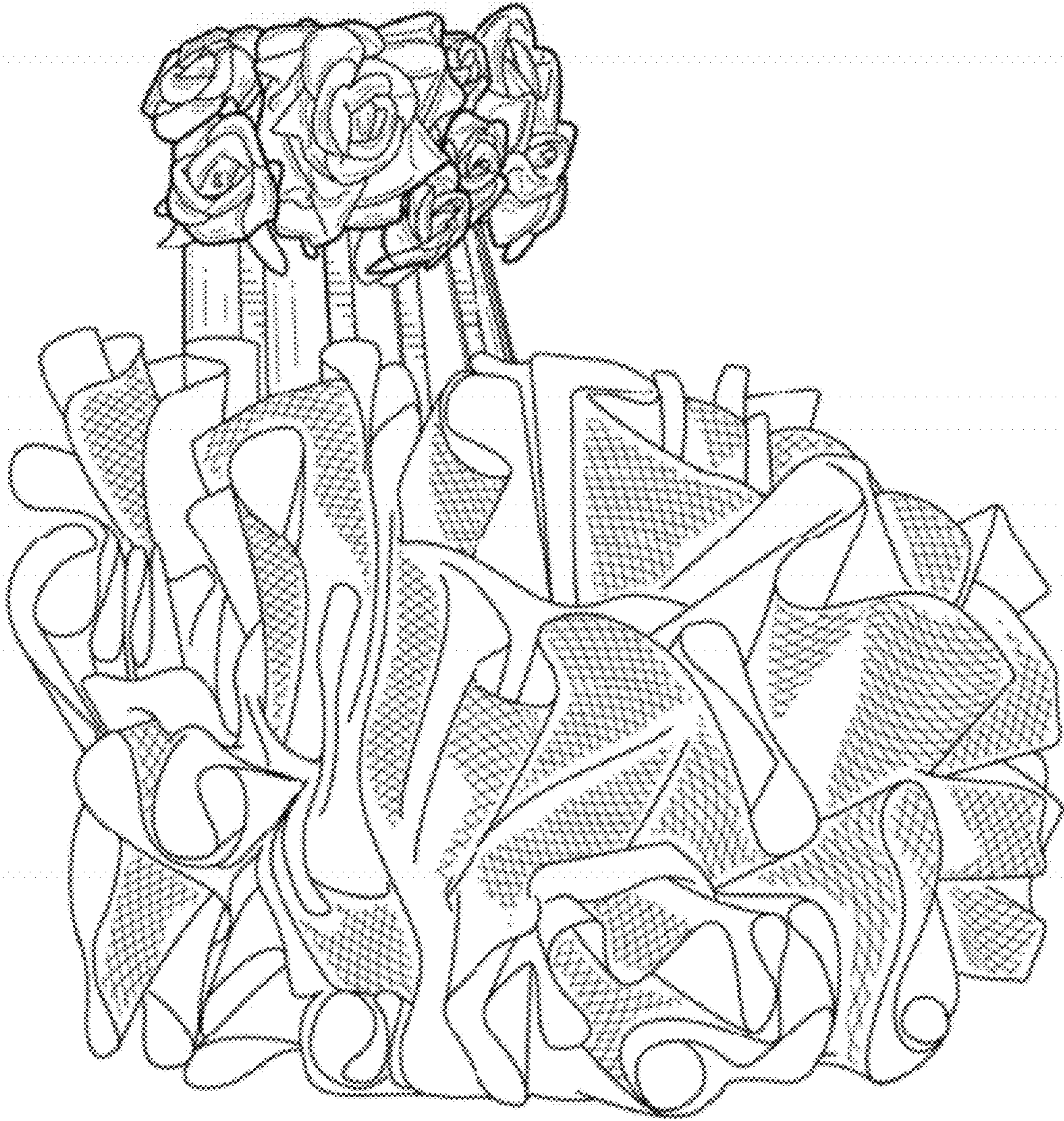


FIG. 3



FIG. 4

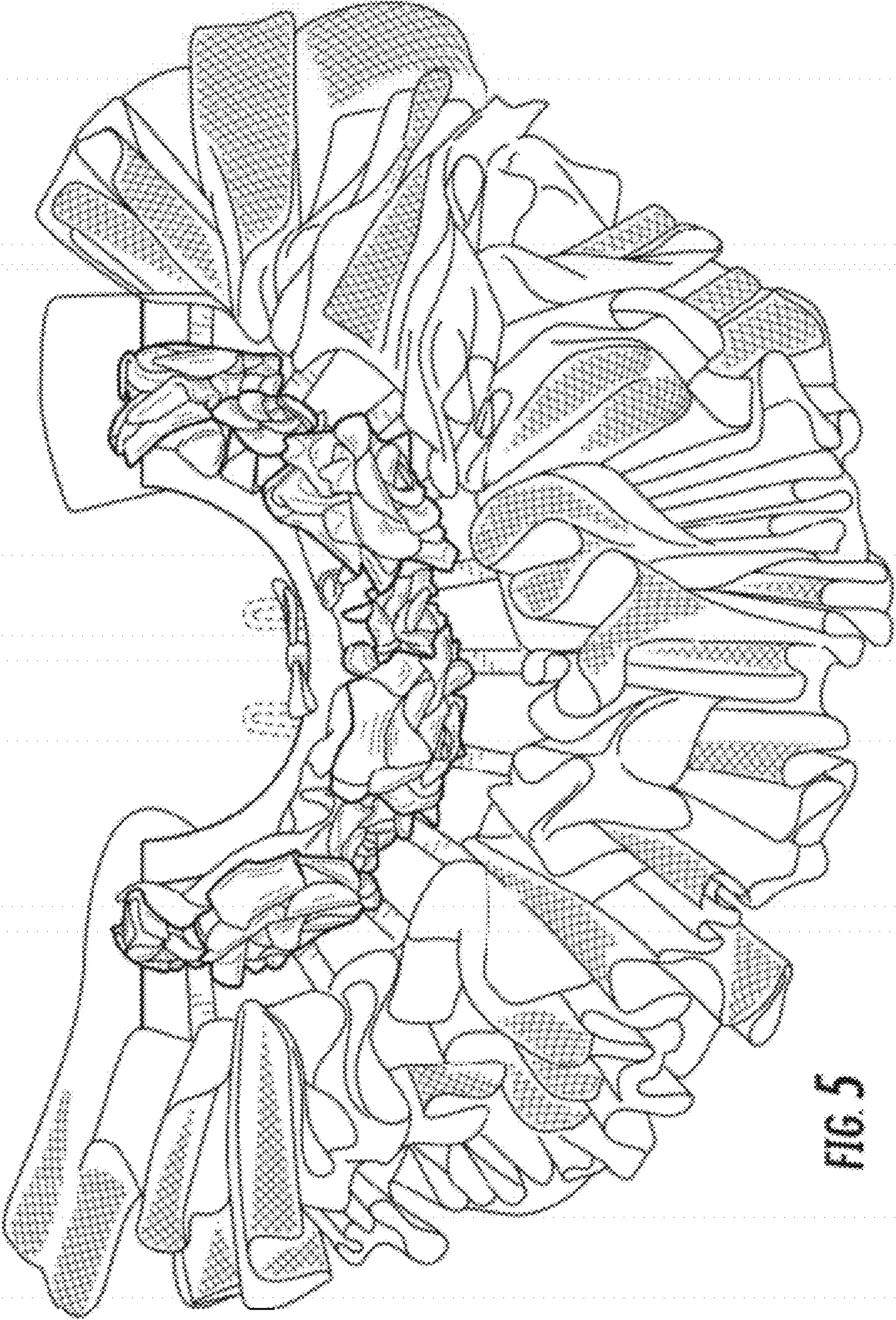


FIG. 5

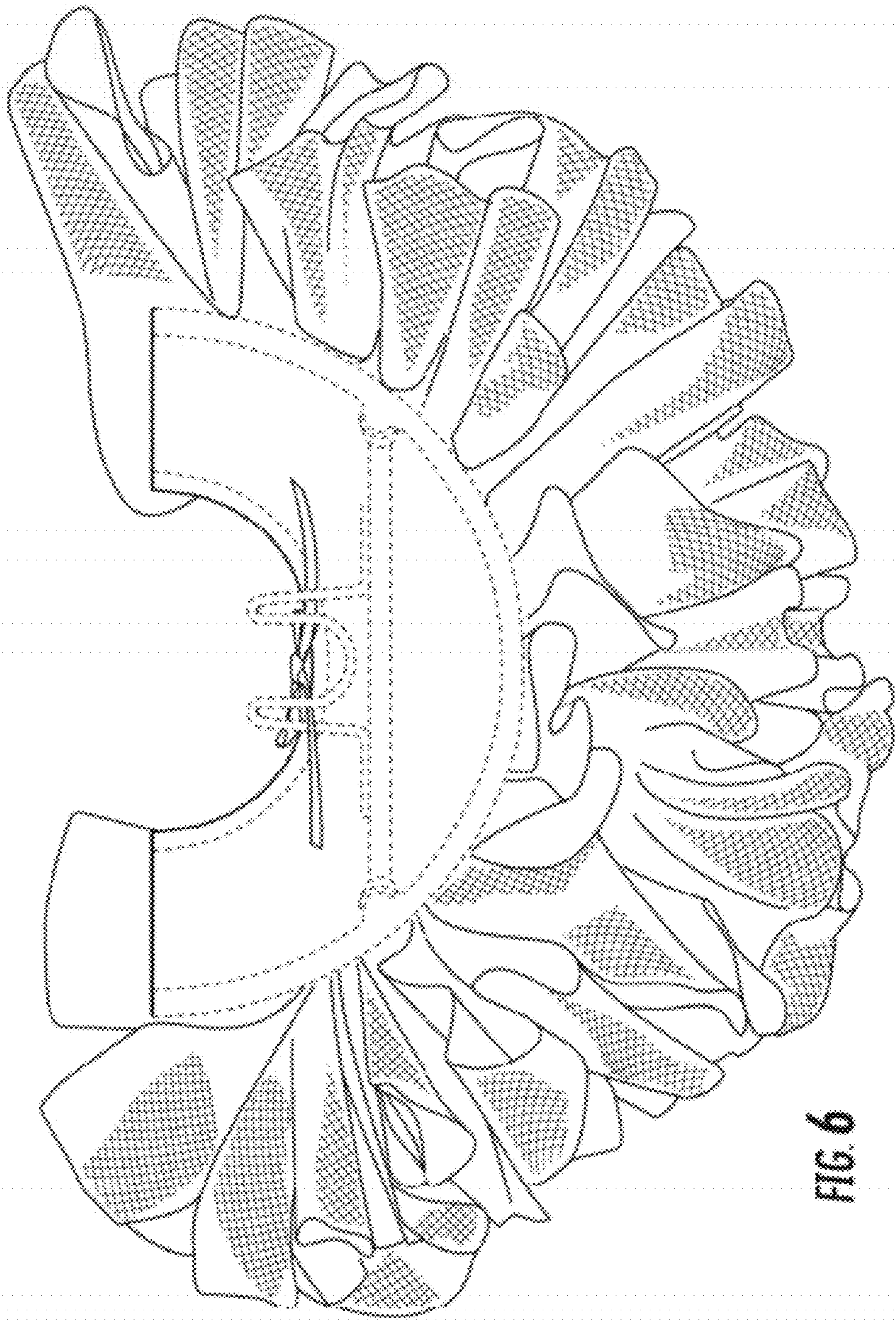
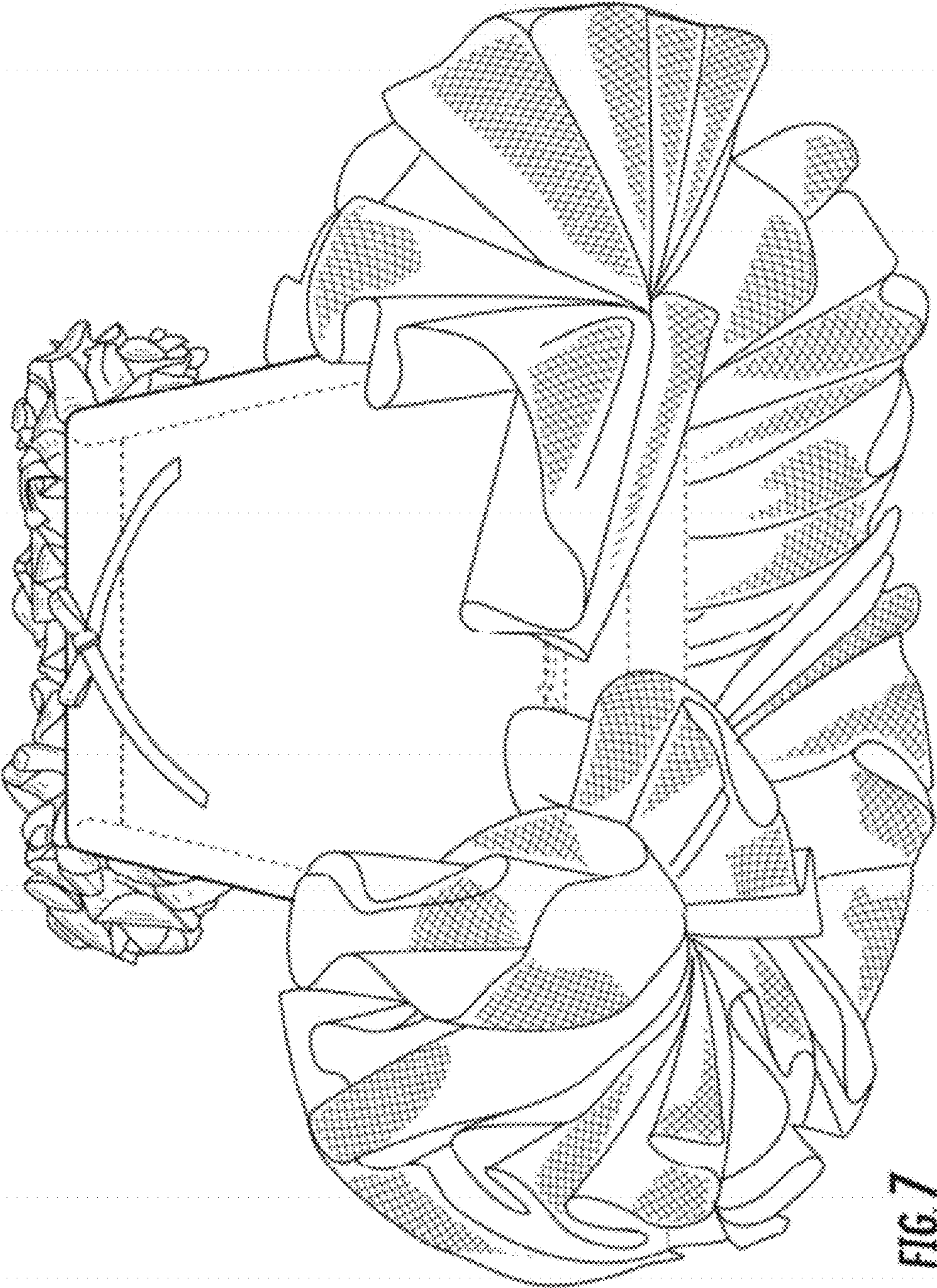


FIG. 6





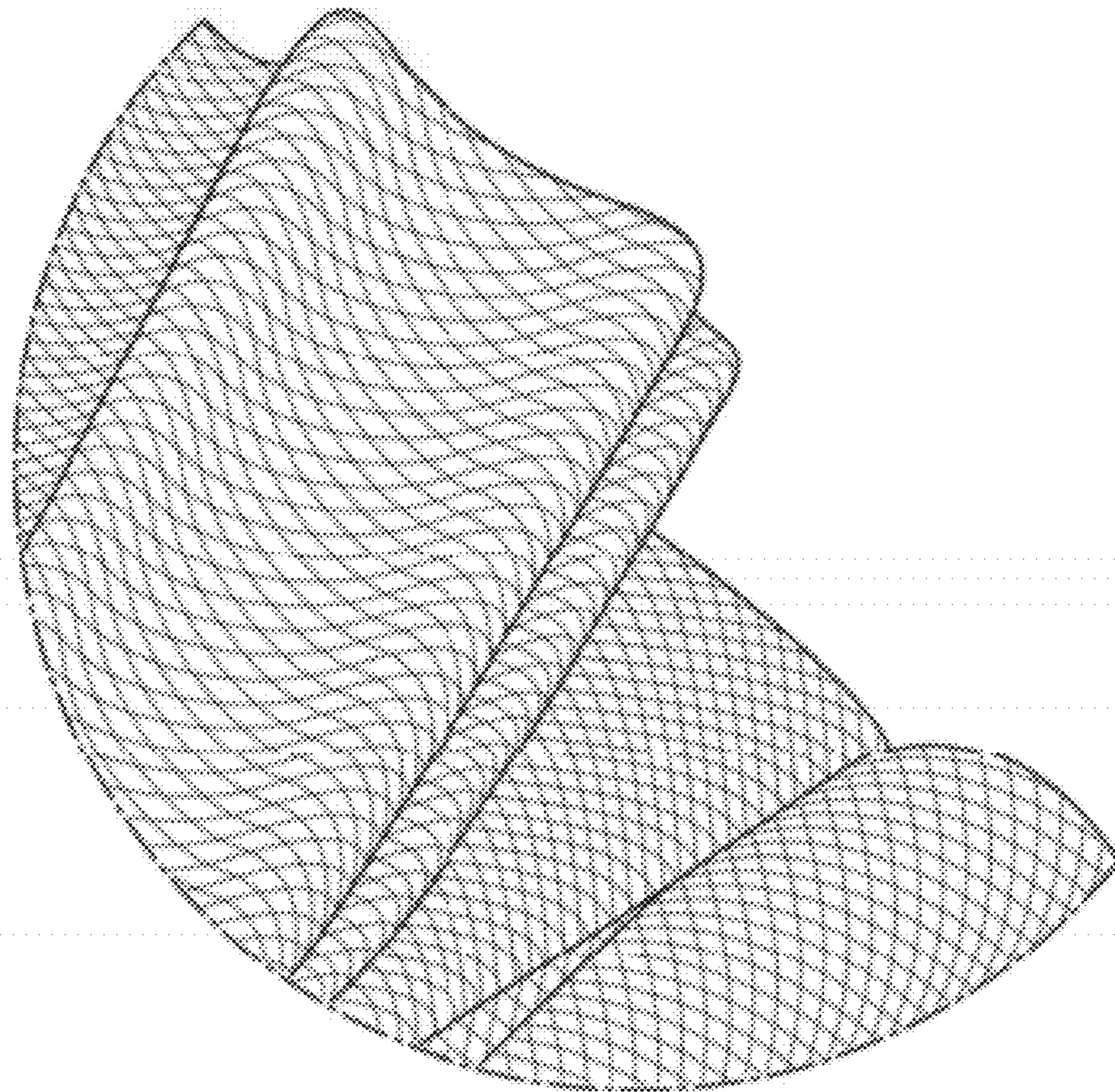


FIG. 8