

US00D659856S

(12) **United States Design Patent**
Kligman

(10) **Patent No.:** **US D659,856 S**

(45) **Date of Patent:** **** May 15, 2012**

(54) **ARCHITECTURAL MOLDING 5**

(75) Inventor: **Eitan Kligman**, Herzelia Pituach (IL)

(73) Assignee: **A.R.Apex Israel (Export) Ltd**, Netanya (IL)

(**) Term: **14 Years**

(21) Appl. No.: **29/399,153**

(22) Filed: **Aug. 10, 2011**

(51) **LOC (9) Cl.** **25-01**

(52) **U.S. Cl.** **D25/136**

(58) **Field of Classification Search** D25/136;
52/204.53, 242, 255, 290, 716.1, 717.01

See application file for complete search history.

(56) **References Cited**

U.S. PATENT DOCUMENTS

6,345,478 B1 * 2/2002 Pang 52/239
D482,460 S * 11/2003 Knapp D25/119
D489,831 S * 5/2004 Glatz D25/136

7,219,477 B2 * 5/2007 Leffler 52/716.1
7,640,706 B2 * 1/2010 Stanchfield 52/464
7,870,697 B2 * 1/2011 Galas 52/211
2003/0145539 A1 * 8/2003 Knipe 52/220.7

* cited by examiner

Primary Examiner — Doris Clark

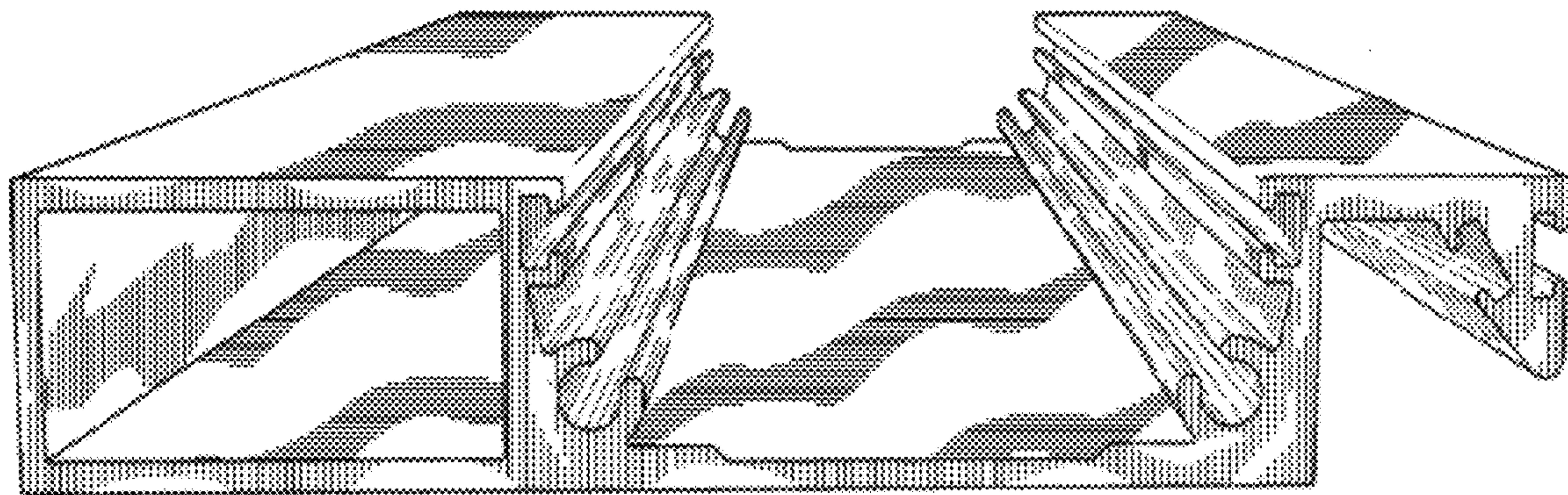
(57) **CLAIM**

The ornamental design for a architectural molding 5, as shown and described.

DESCRIPTION

FIG. 1 is a front perspective view of a architectural molding 5 showing my new design;
FIG. 2 is a front elevation view thereof;
FIG. 3 is a top perspective view thereof;
FIG. 4 is a top plan view thereof;
FIG. 5 is a bottom plan view thereof;
FIG. 6 is a left side elevation view thereof; and,
FIG. 7 is a right side elevation view thereof.

1 Claim, 7 Drawing Sheets



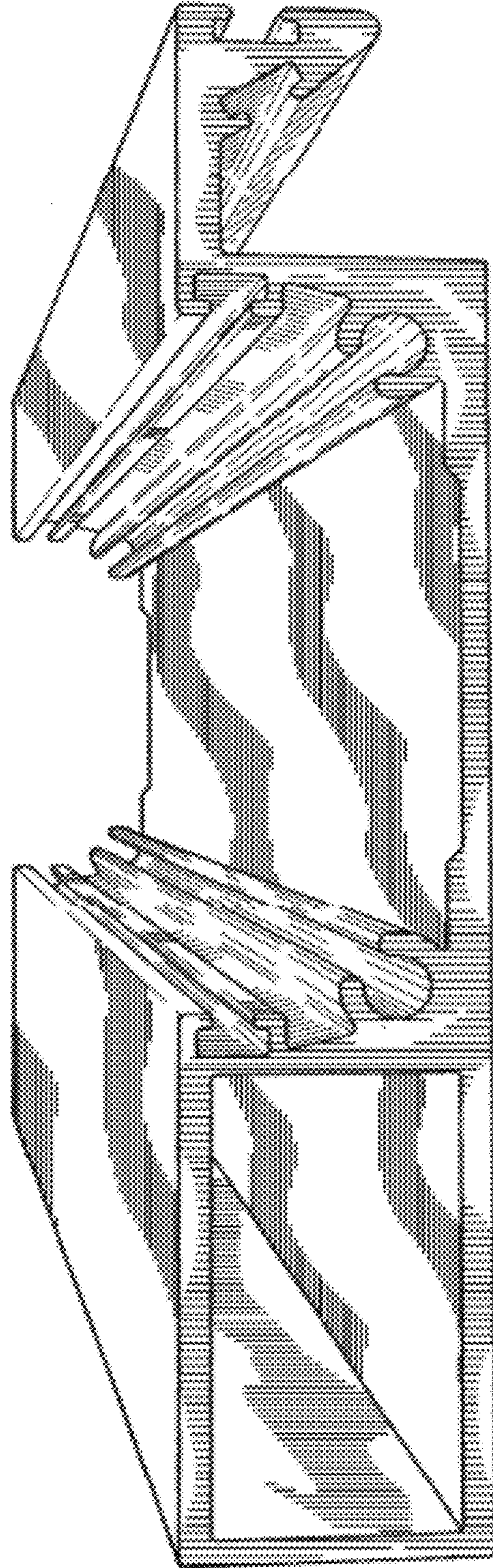


FIG. 1

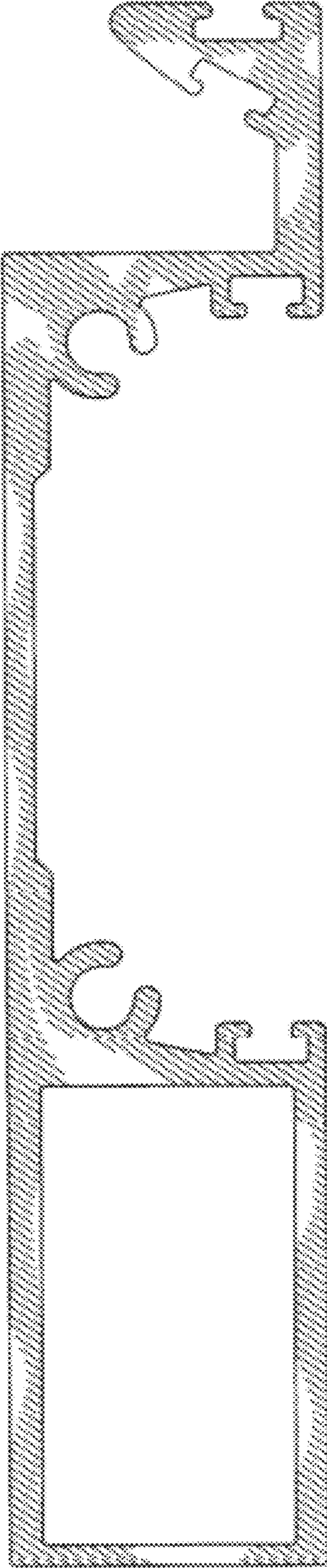


FIG. 2

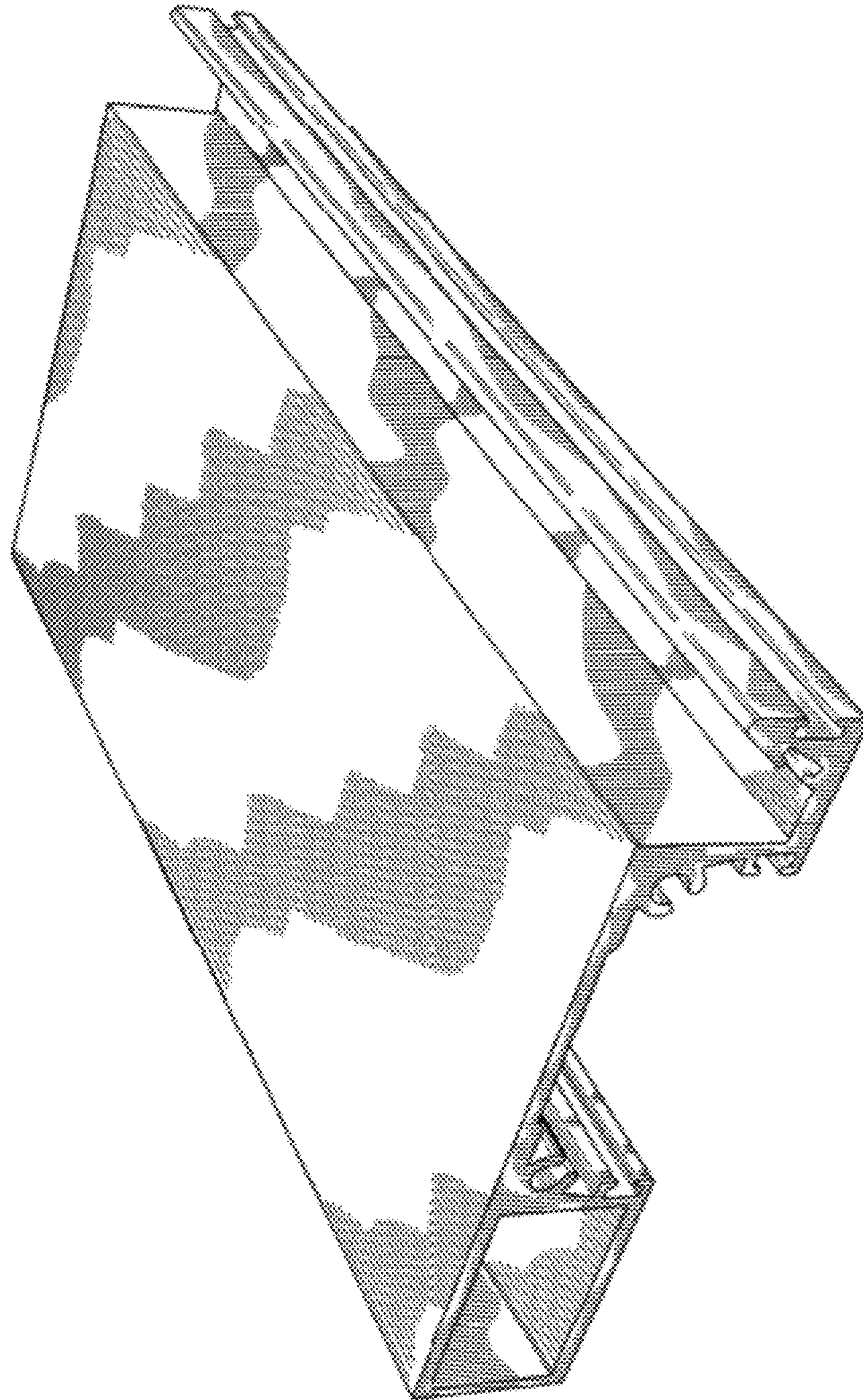


FIG. 3




FIG. 4




FIG. 5

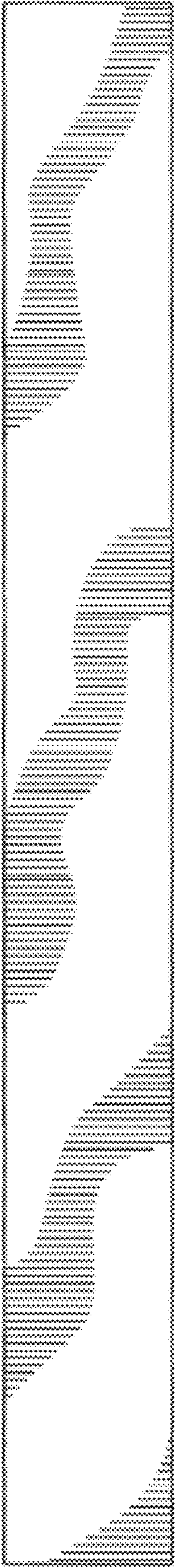


FIG. 6

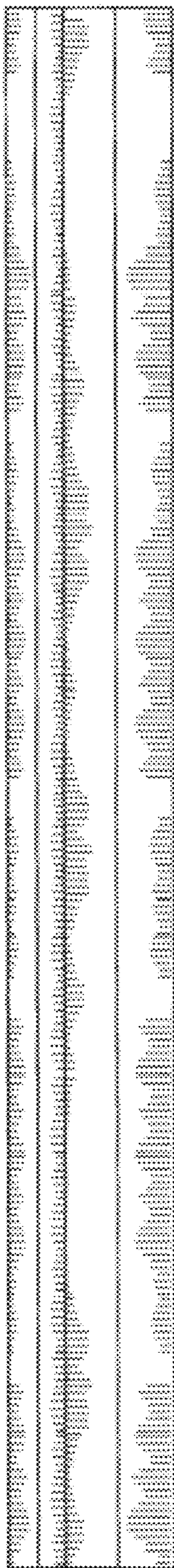


FIG. 7