



US00D659841S

(12) **United States Design Patent**  
**Kennedy et al.**

(10) **Patent No.:** **US D659,841 S**  
(45) **Date of Patent:** **\*\* May 15, 2012**

(54) **PITTING EDEMA SIMULATOR FOR A LEG**

6,656,141 B1 \* 12/2003 Reid ..... 601/134  
7,200,870 B1 \* 4/2007 Kolk ..... 2/16  
D551,351 S \* 9/2007 Silva ..... D24/190

(75) Inventors: **Karen Kennedy**, Stirling (CA); **Colleen Ward**, Stirling (CA)

(73) Assignee: **Board of Governors of Lethbridge College**, Lethbridge, Alberta (CA)

(\*\*) Term: **14 Years**

(21) Appl. No.: **29/391,133**

(22) Filed: **May 4, 2011**

(51) **LOC (9) Cl.** ..... **24-01**

(52) **U.S. Cl.** ..... **D24/190; D24/192**

(58) **Field of Classification Search** ..... D24/190,  
D24/192; 602/5-7, 9, 13, 14, 19, 23, 27,  
602/61, 63, 65, 71; 128/877, 878; 2/16,  
2/22, 170; D2/901

See application file for complete search history.

(56) **References Cited**

**U.S. PATENT DOCUMENTS**

1,258,052	A *	3/1918	Stall	.....	602/63
D132,287	S *	5/1942	Steckler	.....	D24/190
2,823,668	A *	2/1958	Van Court et al.	.....	602/13
2,904,792	A *	9/1959	Elliott	.....	2/16
3,085,569	A *	4/1963	Cook et al.	.....	602/9
RE26,046	E *	6/1966	Gottfried	.....	602/5
3,561,435	A *	2/1971	Nicholson	.....	602/14
3,628,537	A *	12/1971	Berndt et al.	.....	607/112
4,157,713	A *	6/1979	Clarey	.....	602/13
4,442,834	A *	4/1984	Tucker et al.	.....	602/13
D345,252	S *	3/1994	Randall	.....	D2/901
D397,222	S *	8/1998	Humensky	.....	D24/190
6,418,561	B1 *	7/2002	Gregory	.....	2/170
6,449,772	B1 *	9/2002	Donner	.....	2/170

**OTHER PUBLICATIONS**

“Pocket Nurse Pitting Edema Simulator” <http://www.pocketnurse.com/Pocket-Nurse-Pitting-Edema-Simulator/productinfo/10-81-3517>, at least as early as May 19, 2006.

\* cited by examiner

*Primary Examiner* — Susan E Krakower

(74) *Attorney, Agent, or Firm* — Davis & Bujold, P.L.L.C.

(57) **CLAIM**

The ornamental design for a pitting edema simulator for a leg, as shown and described.

**DESCRIPTION**

FIG. 1 is a perspective view of the pitting edema simulator for a leg;

FIG. 2 is a front elevation view of the pitting edema simulator for a leg;

FIG. 3 is a rear elevation view of the pitting edema simulator for a leg;

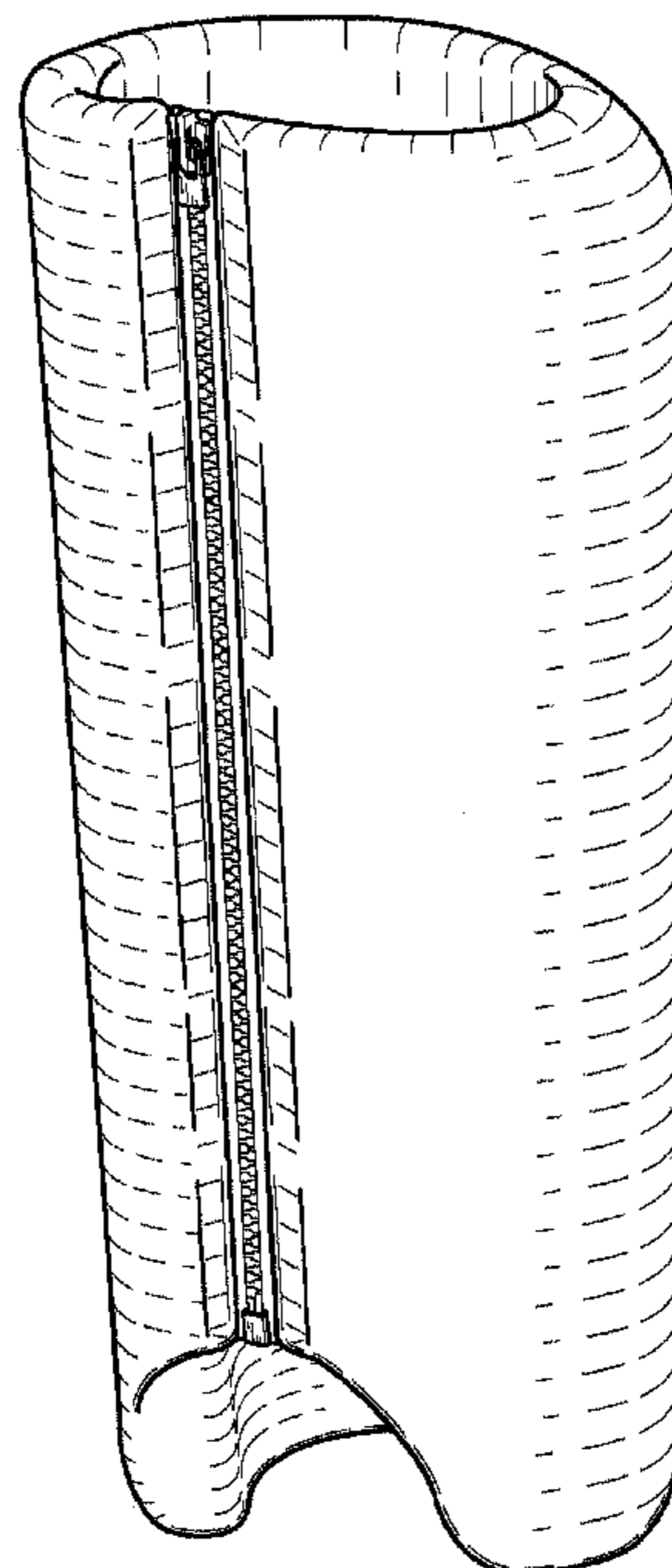
FIG. 4 is a right side elevation view of the pitting edema simulator for a leg;

FIG. 5 is a top plan view of the pitting edema simulator for a leg;

FIG. 6 is a bottom plan view of the pitting edema simulator for a leg; and,

FIG. 7 is a top plan view of the pitting edema simulator for a leg in an open position.

**1 Claim, 6 Drawing Sheets**



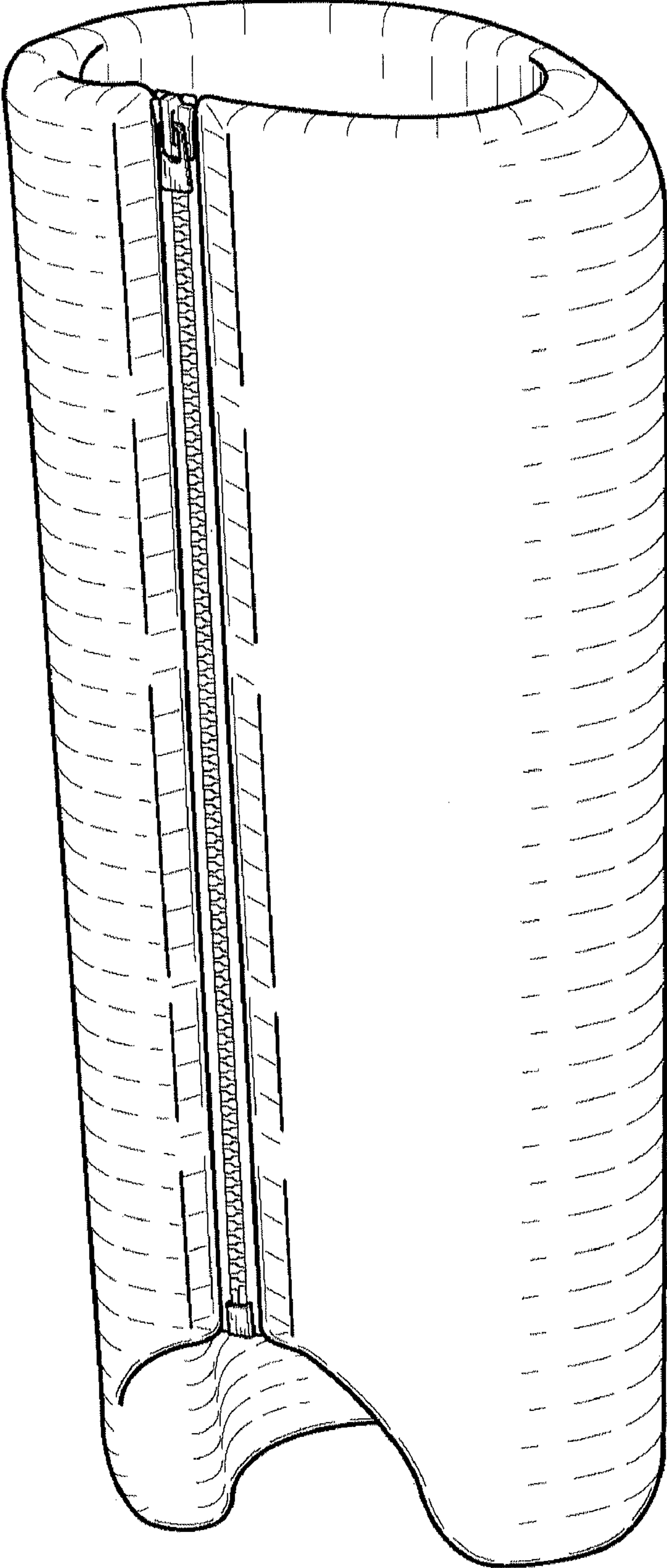


FIG. 1

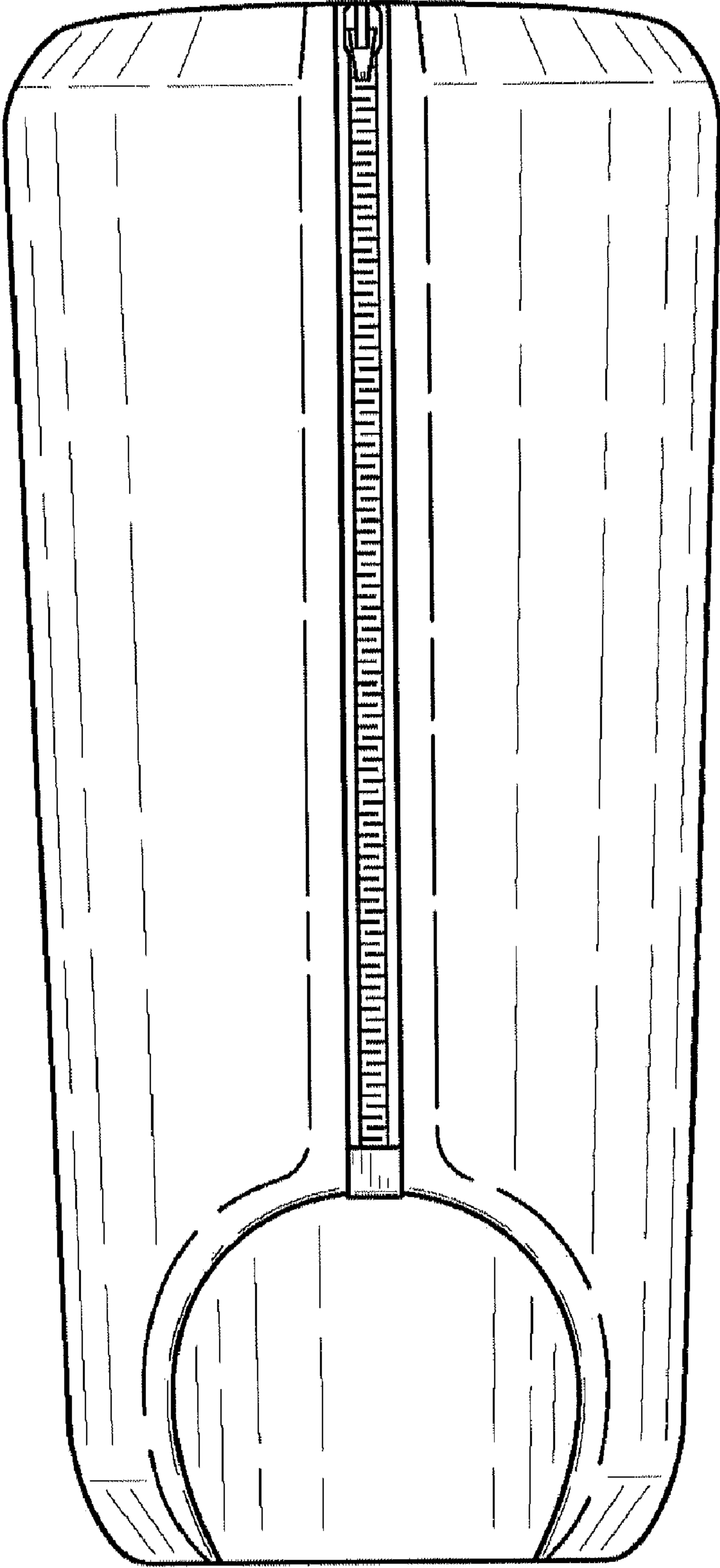


FIG. 2




FIG. 3

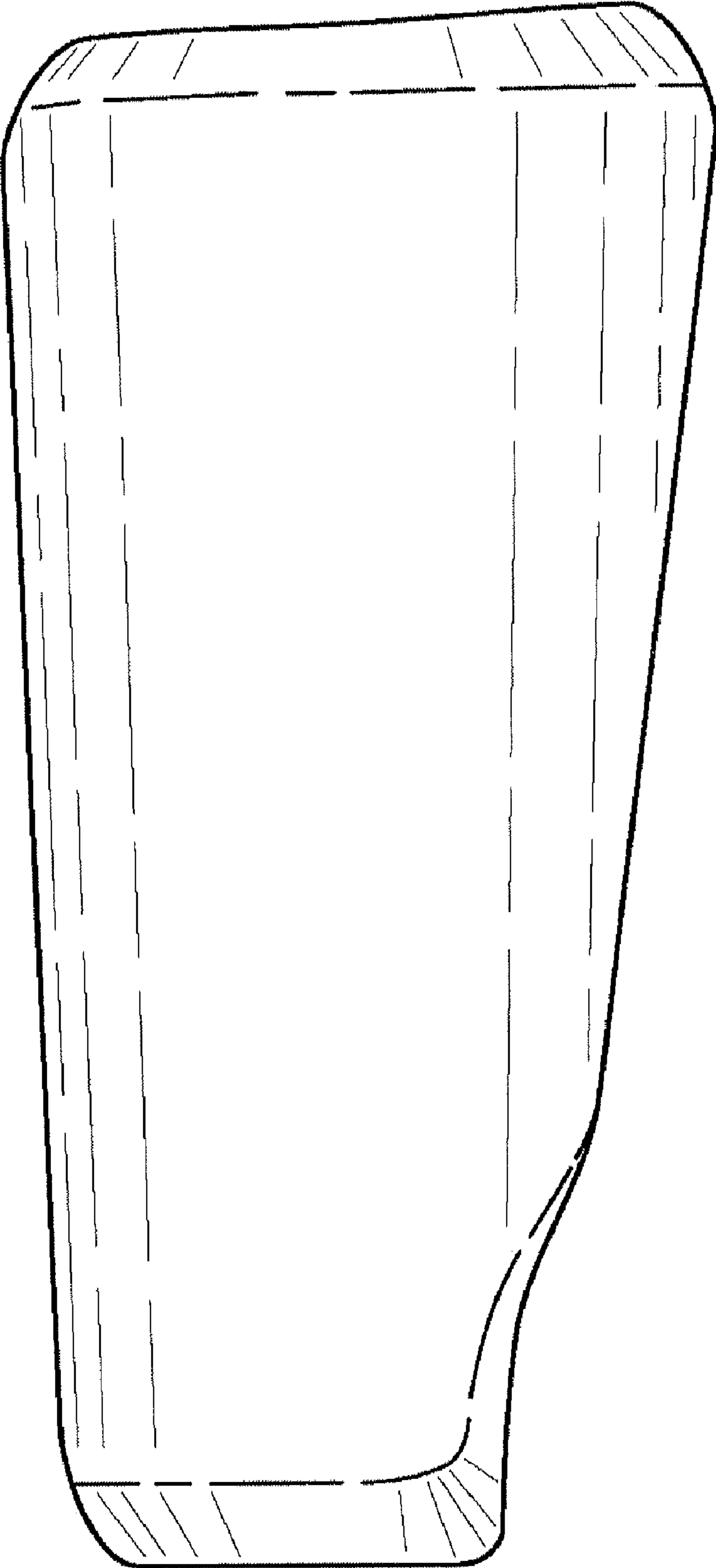


FIG. 4

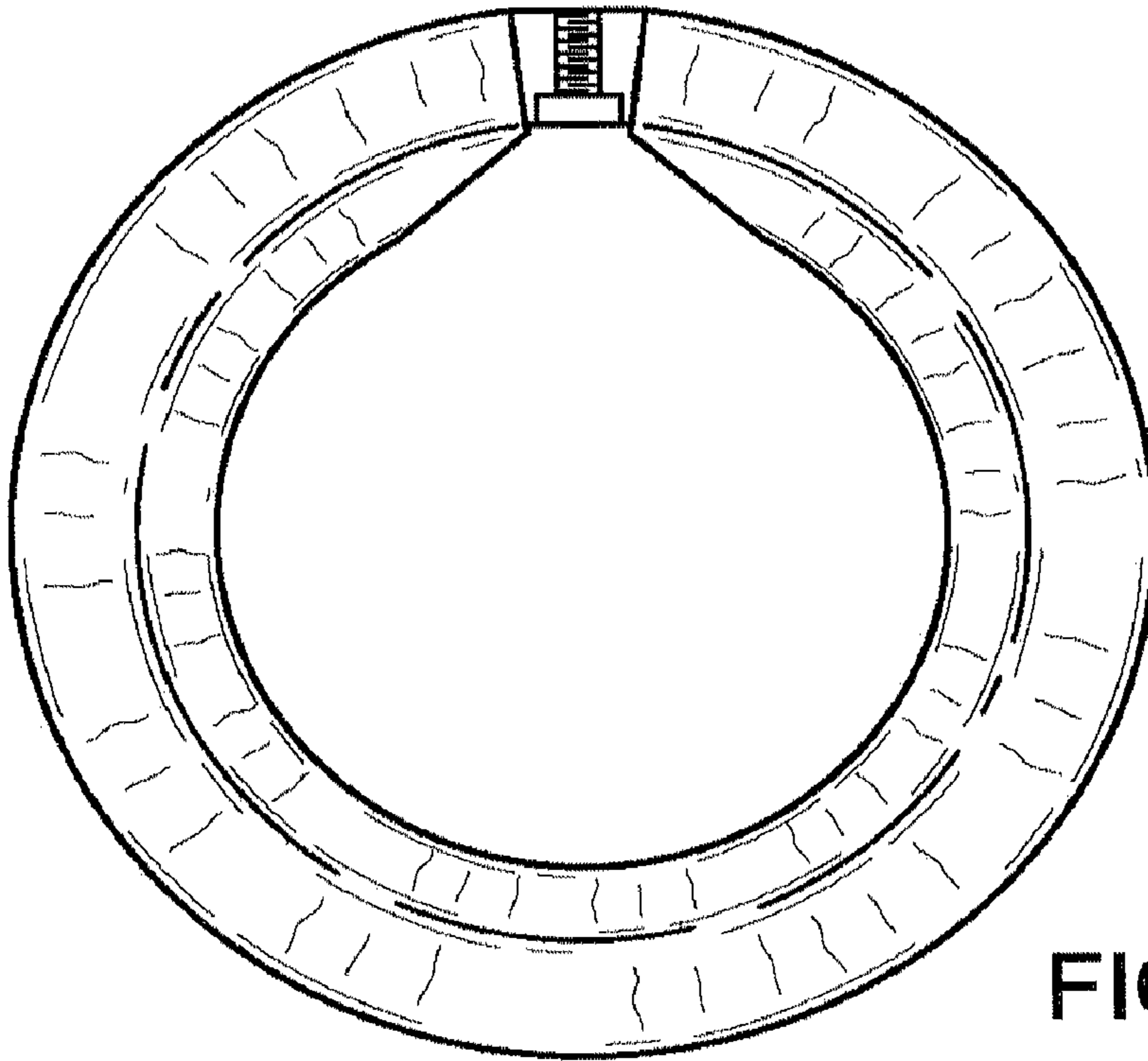


FIG. 5

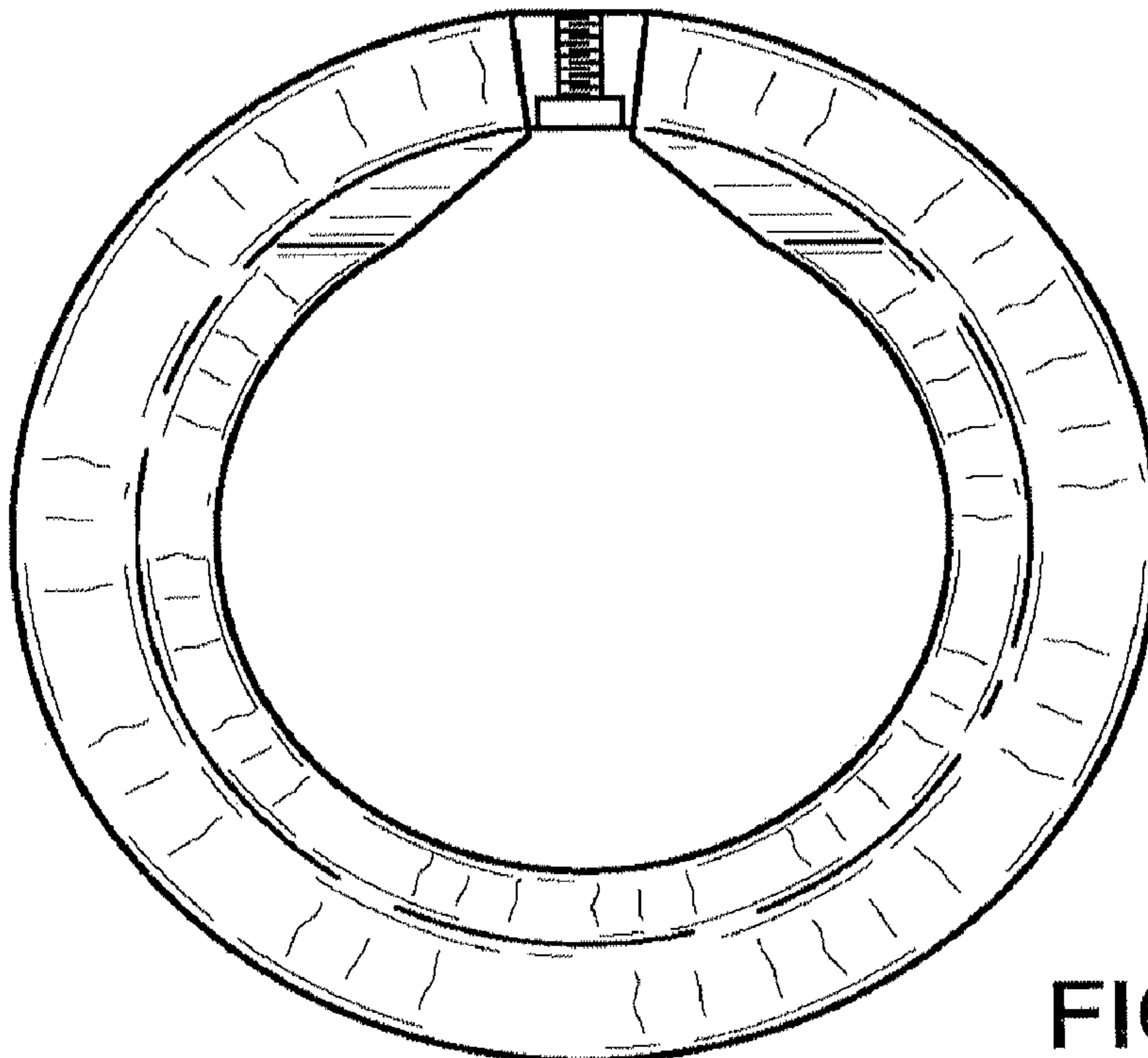


FIG. 6

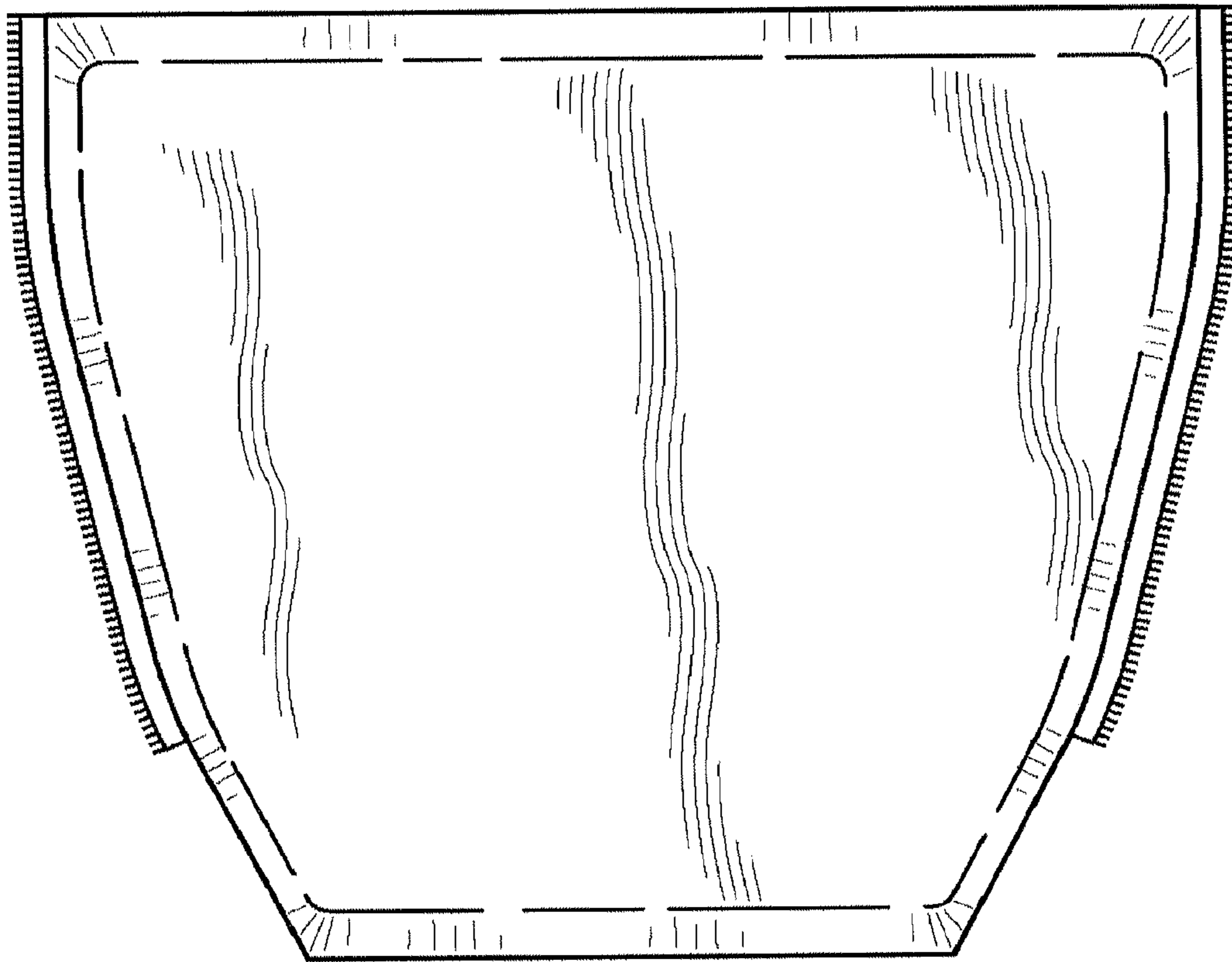


FIG. 7