



US00D659822S

(12) **United States Design Patent**  
**Matula et al.**

(10) **Patent No.:** **US D659,822 S**

(45) **Date of Patent:** **\*\* May 15, 2012**

(54) **CUSHION IN FACE MASK ASSEMBLY**

(75) Inventors: **Jr. Jerome Matula**, Apollo, PA (US);  
**Derrick Andrews**, Markleton, PA (US)

(73) Assignee: **Koninklijke Philips Electronics N.V.**,  
Eindhoven (NL)

(\*\*) Term: **14 Years**

(21) Appl. No.: **29/344,155**

(22) Filed: **Sep. 24, 2009**

(51) **LOC (9) Cl.** ..... **29-02**

(52) **U.S. Cl.** ..... **D24/110.1; D24/110.4**

(58) **Field of Classification Search** ..... D24/111,  
D24/110.1, 110.4, 110.5, 164; D29/108;  
128/204.11, 204.18, 205.25, 206.12, 206.14,  
128/206.21, 206.24, 206.26, 206.27, 206.28,  
128/206.29, 207.11, 207.13  
See application file for complete search history.

(56) **References Cited**

**U.S. PATENT DOCUMENTS**

6,412,487	B1 *	7/2002	Gunaratnam et al. ...	128/206.24
6,701,927	B2 *	3/2004	Kwok et al. ....	128/207.13
7,237,551	B2 *	7/2007	Ho et al. ....	128/207.13
D594,111	S *	6/2009	Reid et al. ....	D24/110.1
D614,763	S *	4/2010	Maurer et al. ....	D24/110.1
D639,932	S *	6/2011	D'Souza et al. ....	D24/110.1

2006/0201515	A1 *	9/2006	Kwok et al. ....	128/206.24
2008/0006277	A1 *	1/2008	Worboys et al. ....	128/207.13
2008/0110464	A1 *	5/2008	Davidson et al. ....	128/206.26
2008/0149105	A1	6/2008	Matula et al.	
2008/0257354	A1 *	10/2008	Davidson et al. ....	128/206.24
2011/0114096	A1 *	5/2011	Matula et al. ....	128/206.24
2011/0155139	A1 *	6/2011	Ho et al. ....	128/206.24
2011/0277770	A1 *	11/2011	Chang .....	128/206.21

\* cited by examiner

*Primary Examiner* — Wan Laymon

(74) *Attorney, Agent, or Firm* — Michael W. Haas

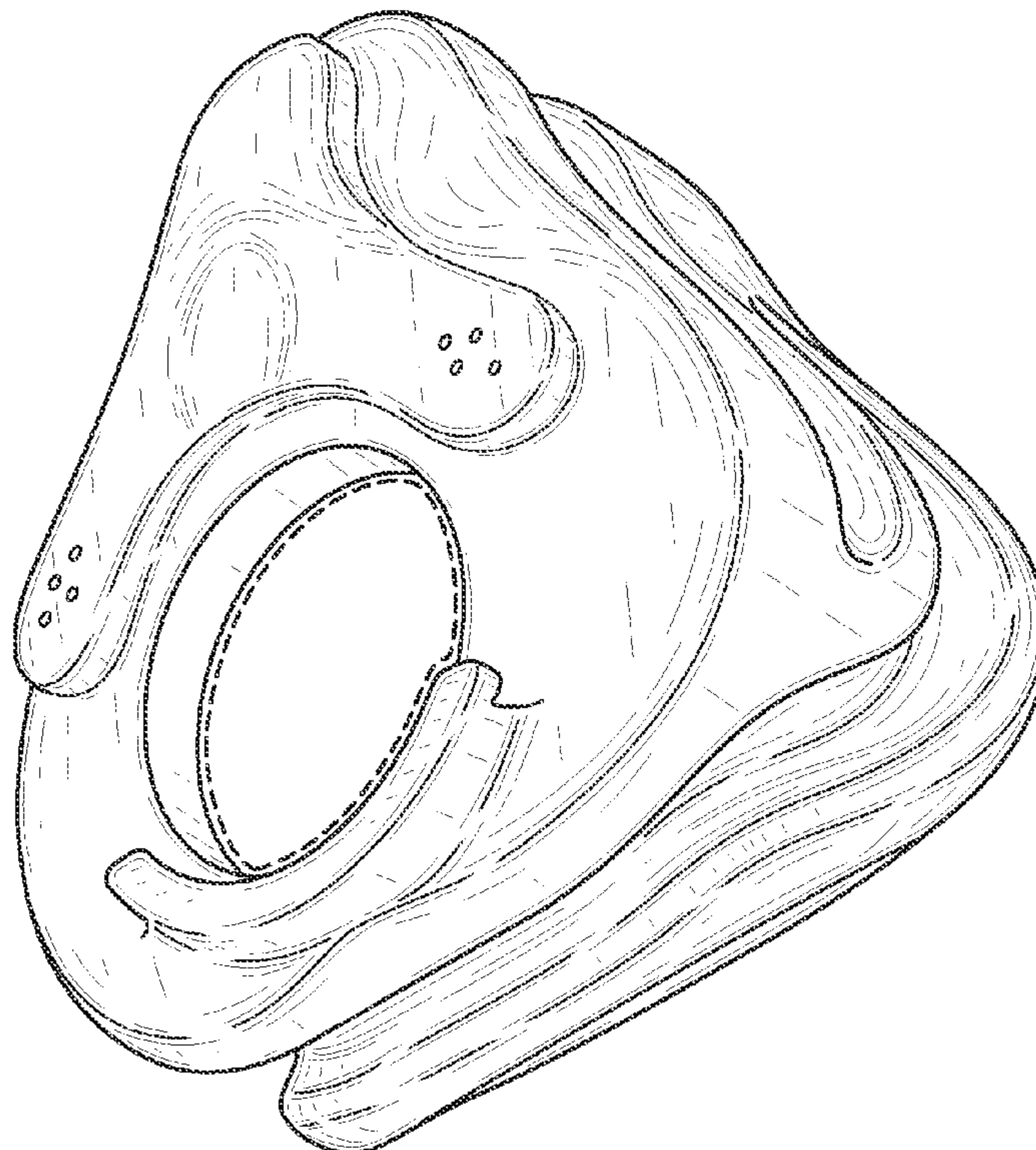
(57) **CLAIM**

The ornamental design for a cushion in face mask assembly, as shown and described.

**DESCRIPTION**

FIG. 1 is a perspective view of a cushion in a face mask assembly showing our design;  
FIG. 2 is a front elevational view thereof;  
FIG. 3 is a rear elevational view thereof;  
FIG. 4 is a right side elevational view thereof;  
FIG. 5 is a left side elevational view thereof;  
FIG. 6 is a top plan view thereof; and,  
FIG. 7 is a bottom plan view thereof.  
The broken lines shown in the FIGS. 1-3 represent portions of the cushion in the face mask assembly that form no part of the claimed design.

**1 Claim, 6 Drawing Sheets**



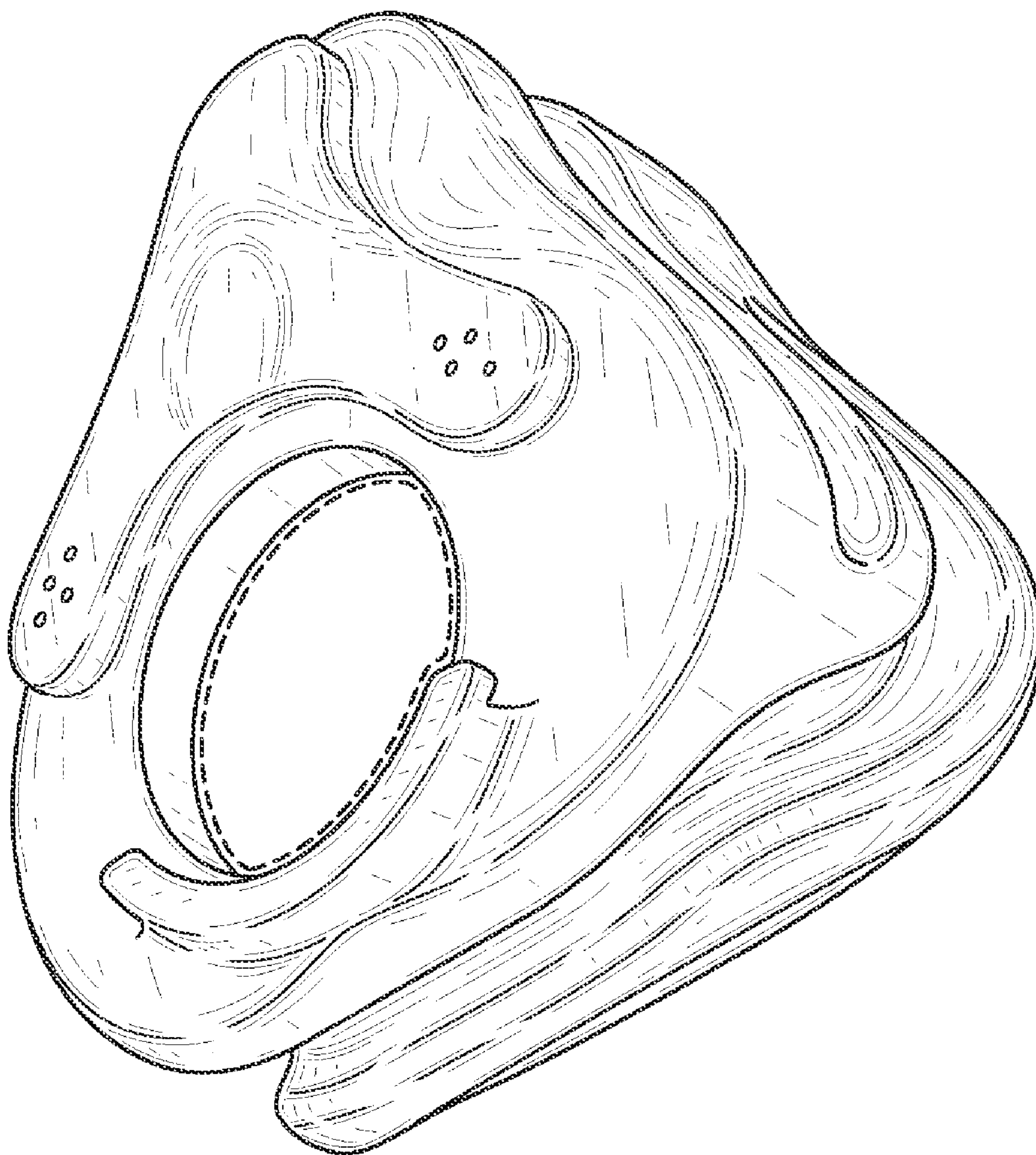


FIG. 1

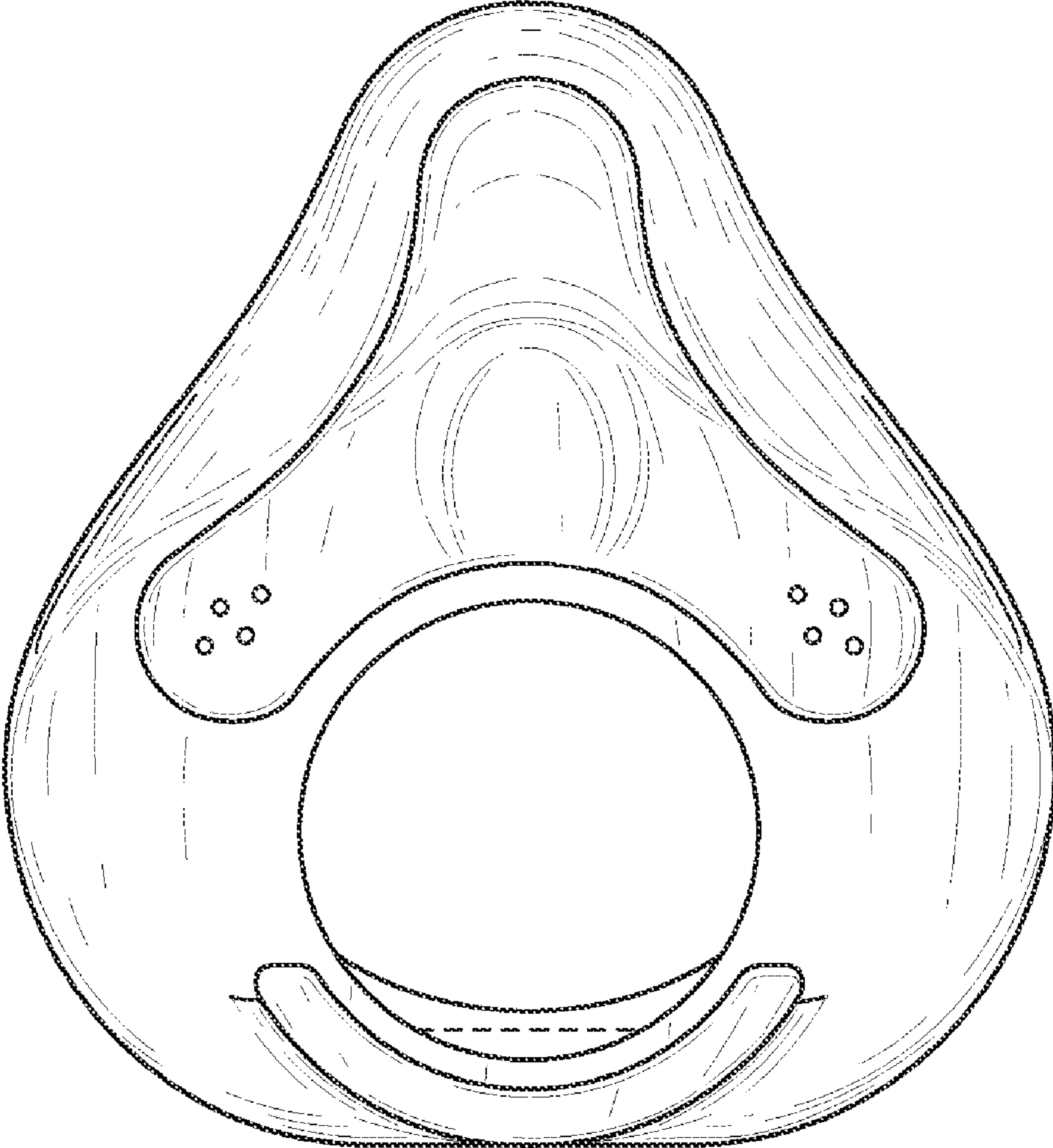


FIG. 2



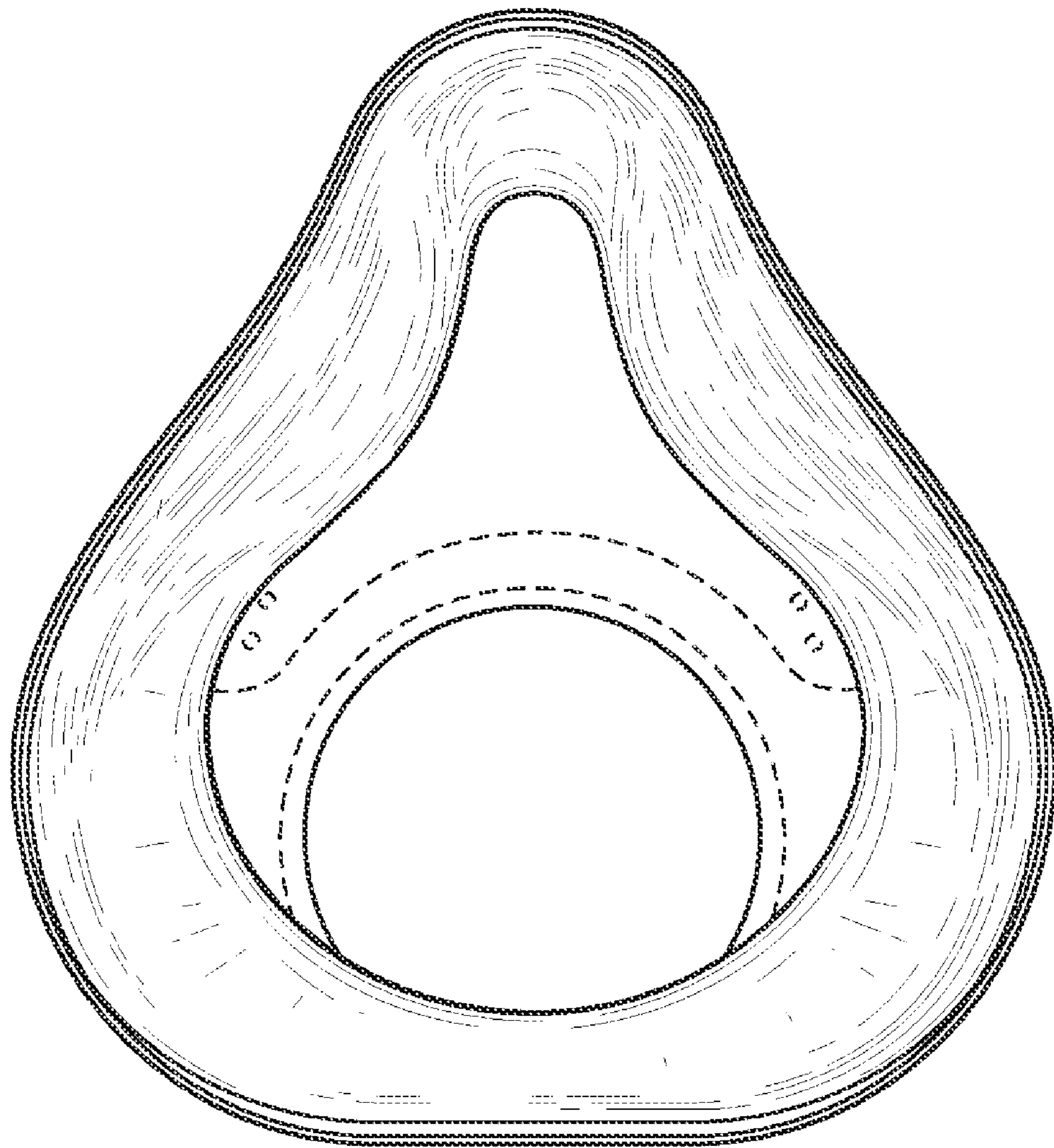


FIG. 3

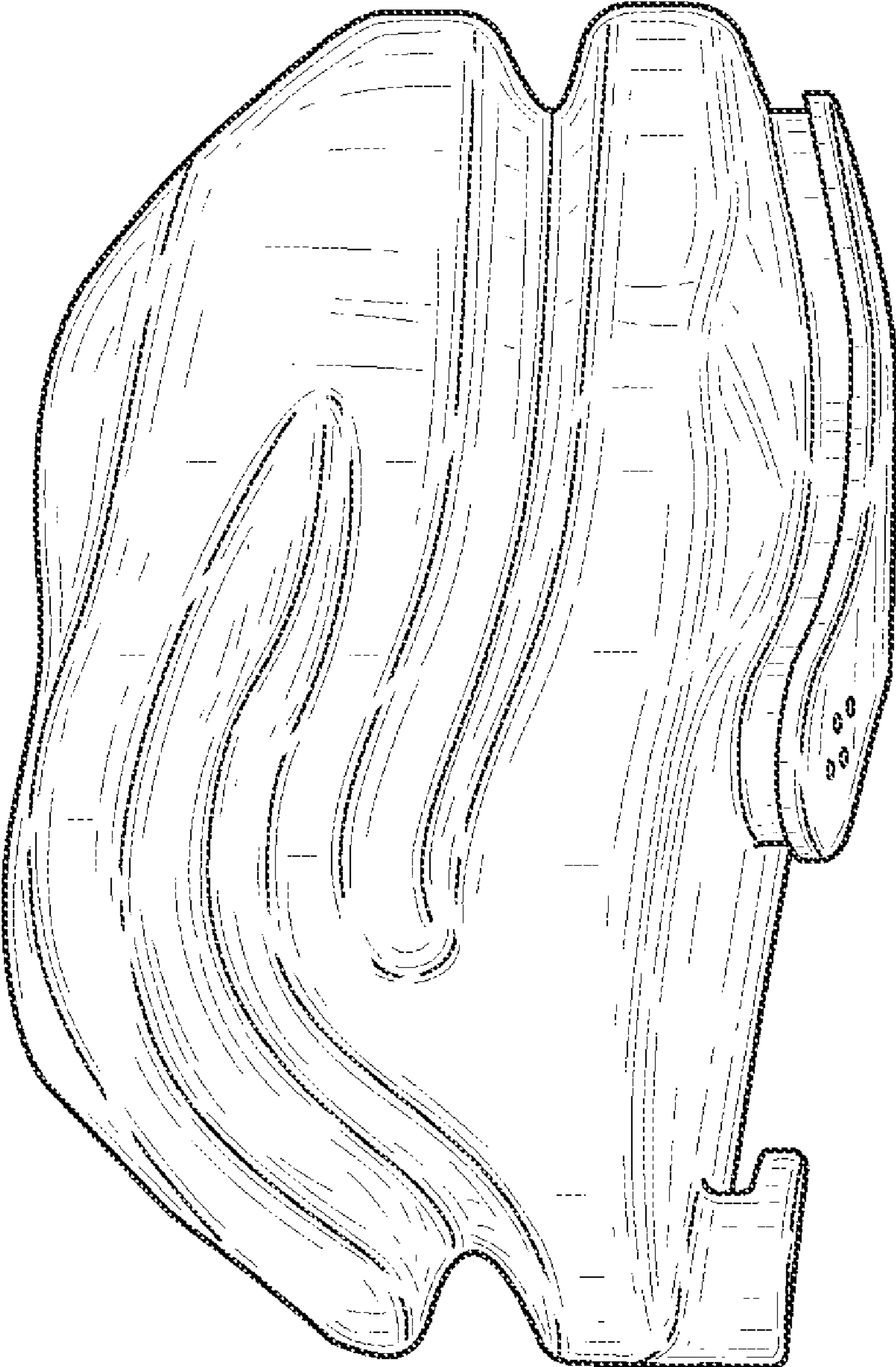


FIG. 4

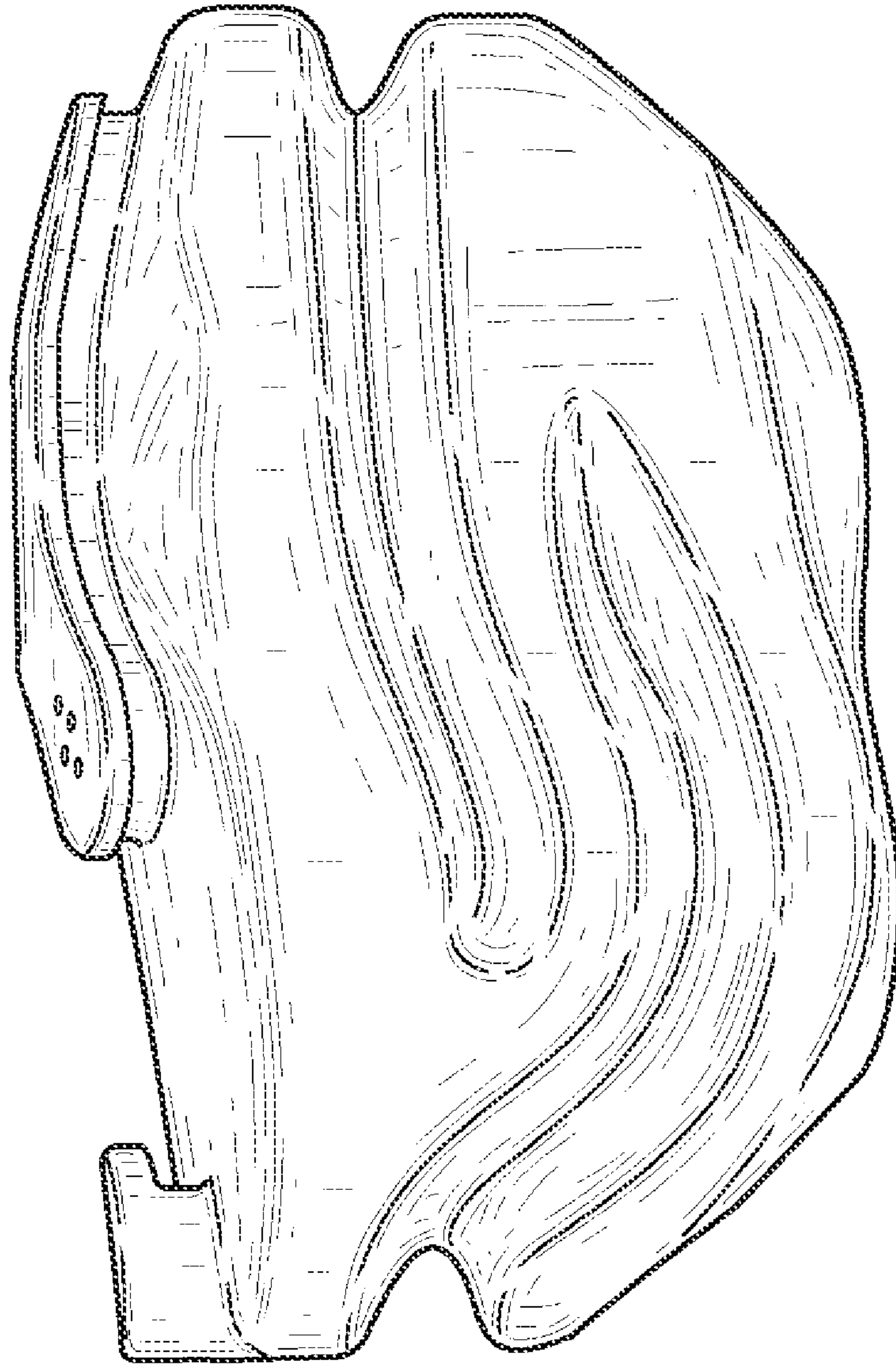


FIG. 5

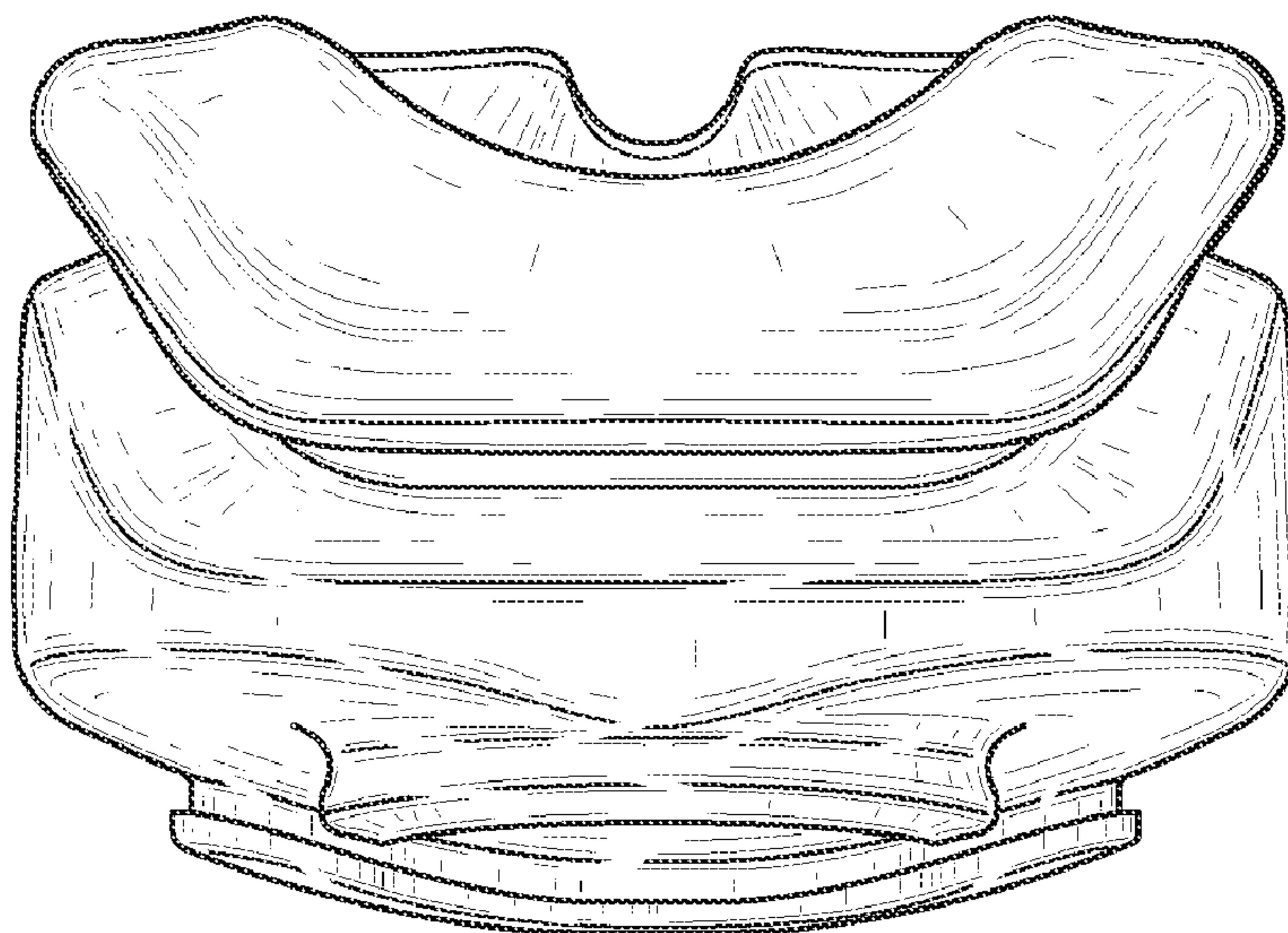


FIG. 6




FIG. 7