



US00D659797S

(12) **United States Design Patent**
Farley

(10) **Patent No.:** **US D659,797 S**

(45) **Date of Patent:** **** May 15, 2012**

(54) **HAND HELD SHOWER HEAD**

(76) Inventor: **David Aaron Farley**, Corona, CA (US)

(**) Term: **14 Years**

(21) Appl. No.: **29/400,160**

(22) Filed: **Aug. 24, 2011**

(51) **LOC (9) Cl.** **23-01**

(52) **U.S. Cl.** **D23/223**

(58) **Field of Classification Search** D23/213,
D23/223, 229, 230; 239/462, 394; 4/615
See application file for complete search history.

(56) **References Cited**

U.S. PATENT DOCUMENTS

3,865,310	A	2/1975	Elkins
4,091,998	A	5/1978	Peterson
D328,634	S	8/1992	Ward
5,152,464	A	10/1992	Farley
D361,622	S	8/1995	Farley
D364,446	S	11/1995	Farley
5,503,742	A	4/1996	Farley
D370,052	S	5/1996	Chan
5,545,314	A	8/1996	Parise
D379,212	S	5/1997	Chan
D392,369	S	3/1998	Chan
D392,718	S	3/1998	Huen
5,795,471	A	8/1998	Naito
D406,874	S	3/1999	Farley
D408,888	S	4/1999	Huen
D409,718	S	5/1999	Farley
5,914,043	A	6/1999	Farley
D415,821	S	10/1999	Milrud
6,016,977	A	1/2000	Farley
D421,482	S	3/2000	Milrud
D424,163	S	5/2000	Haug
6,056,875	A	5/2000	Farley
D428,110	S	7/2000	Haug
D430,264	S	8/2000	Milrud
D434,105	S	11/2000	Milrud
6,187,187	B1	2/2001	Farley
D439,307	S	3/2001	Milrud

6,214,224	B1	4/2001	Farley	
D444,536	S	7/2001	Farley	
6,270,023	B1	8/2001	Farley	
6,325,930	B2	12/2001	Farley	
D462,108	S	8/2002	Farley	
D463,844	S	10/2002	Farley	
6,537,455	B2	3/2003	Farley	
D483,438	S	12/2003	Farley	
D489,793	S	* 5/2004	Haug et al. D23/223
D519,604	S	4/2006	Swain	
RE39,142	E	6/2006	Farley	

(Continued)

OTHER PUBLICATIONS

Model HSF, Paragon Water Systems Inc., Tampa, Florida, http://paragonwater.com/index.php?page=shop.product_details&flypage=flypage.tpl&product_id=36&category_id=23&option=com_virtuemart&Itemid=68.

(Continued)

Primary Examiner — Robin V Webster
(74) *Attorney, Agent, or Firm* — Stetina Brunda Garred & Brucker

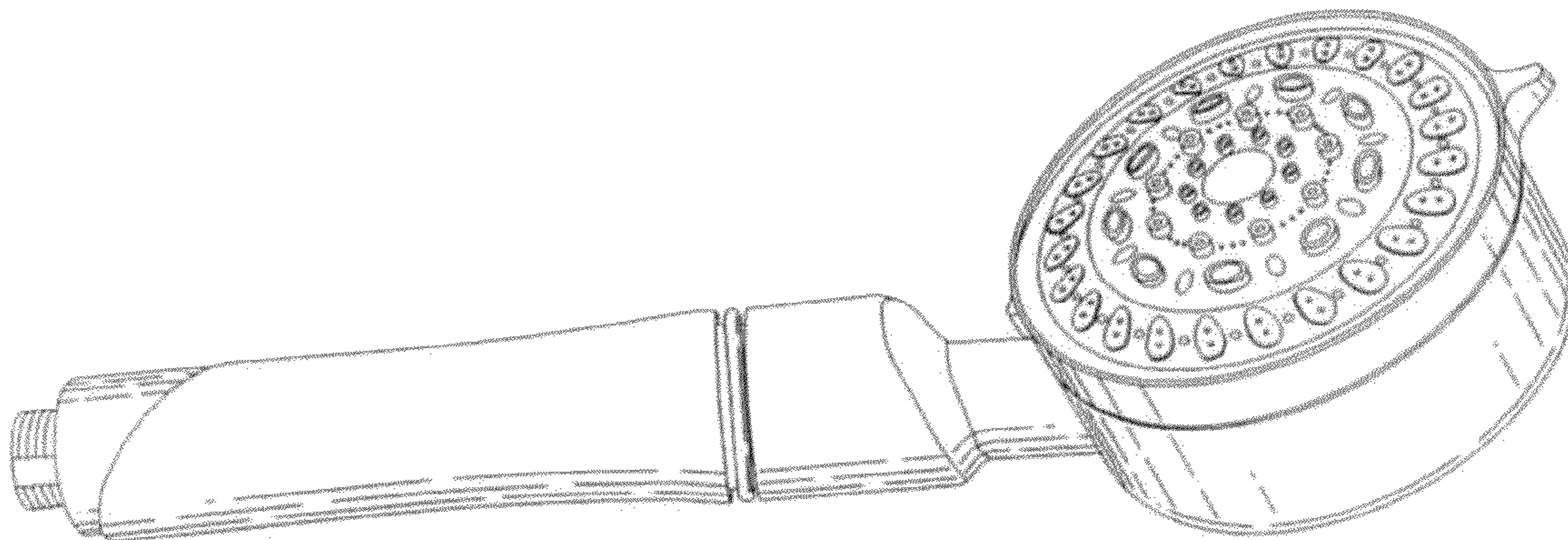
(57) **CLAIM**

The ornamental design for a hand held shower head, as shown and described.

DESCRIPTION

FIG. 1 is a front perspective view of the invention;
FIG. 2 is a front view of the invention;
FIG. 3 is a top view of the invention;
FIG. 4 is a bottom view of the invention;
FIG. 5 is a rear view of the invention;
FIG. 6 is a right side view of the invention; and,
FIG. 7 is a left side view of the invention.
The broken line showing in FIG. 7 is included for the purpose of illustrating and forms no part of the claimed design.

1 Claim, 2 Drawing Sheets



US D659,797 S

Page 2

U.S. PATENT DOCUMENTS

D527,072 S * 8/2006 Wu D23/223
7,097,122 B1 8/2006 Farley
D560,753 S * 1/2008 Chung D23/223
D575,372 S * 8/2008 Mullenmeister et al. D23/223
D580,513 S 11/2008 Quinn
D581,014 S 11/2008 Quinn
D610,228 S 2/2010 Wu
D610,229 S 2/2010 Wu
D620,077 S * 7/2010 Lee D23/223

7,866,576 B1 1/2011 Farley
D638,099 S 5/2011 Farley
D638,515 S 5/2011 Farley

OTHER PUBLICATIONS

Shower Filter with Handheld Wand, Model #AQ-4105, Aquasana,
Sun Waters Systems, Inc., Haltom City, Texas, http://www.aquasana.com/product_detail.php?product_id=46.

* cited by examiner




Fig. 1




Fig. 2

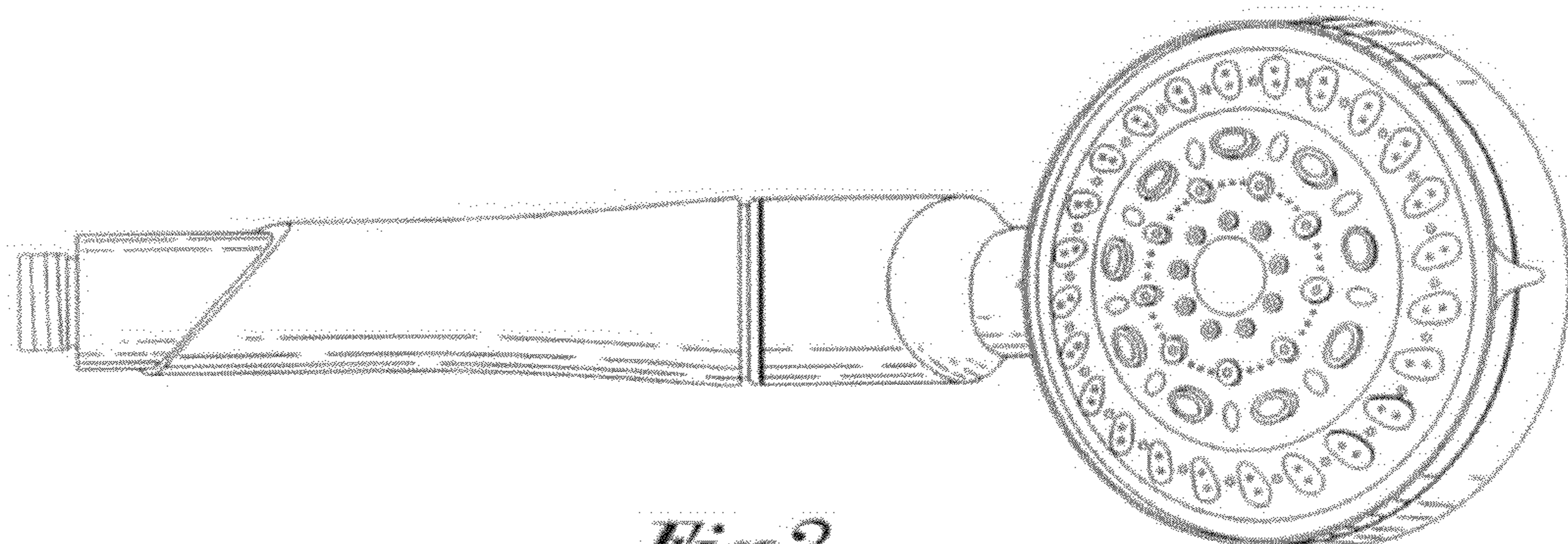


Fig. 3

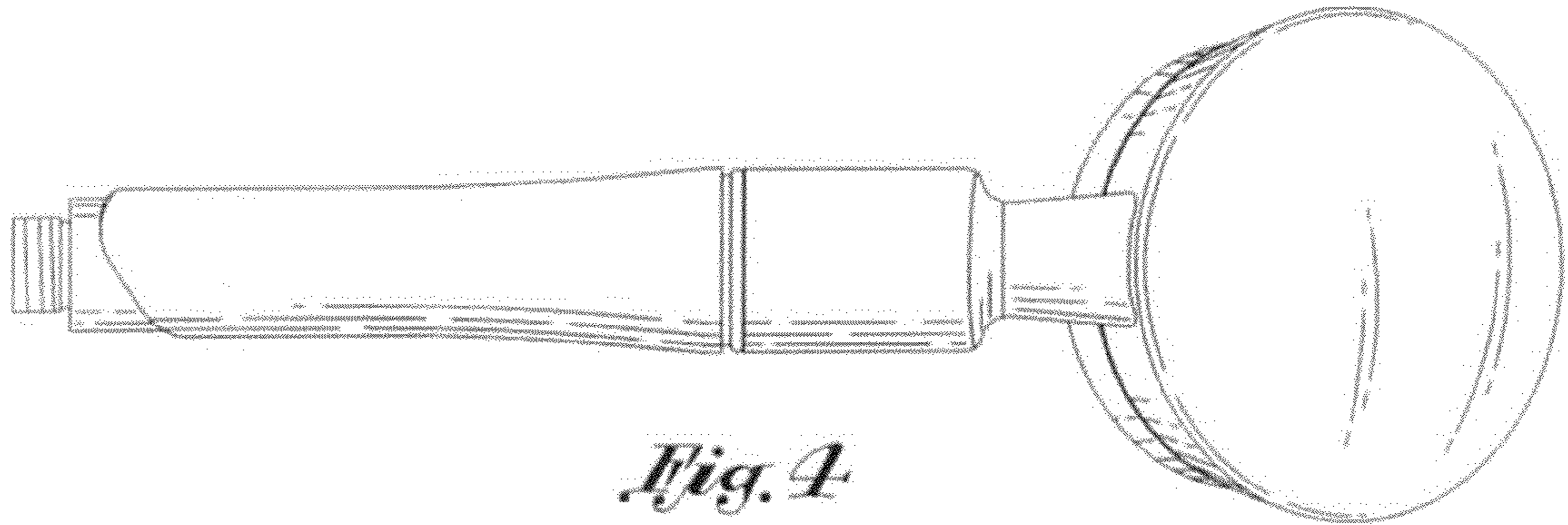


Fig. 4

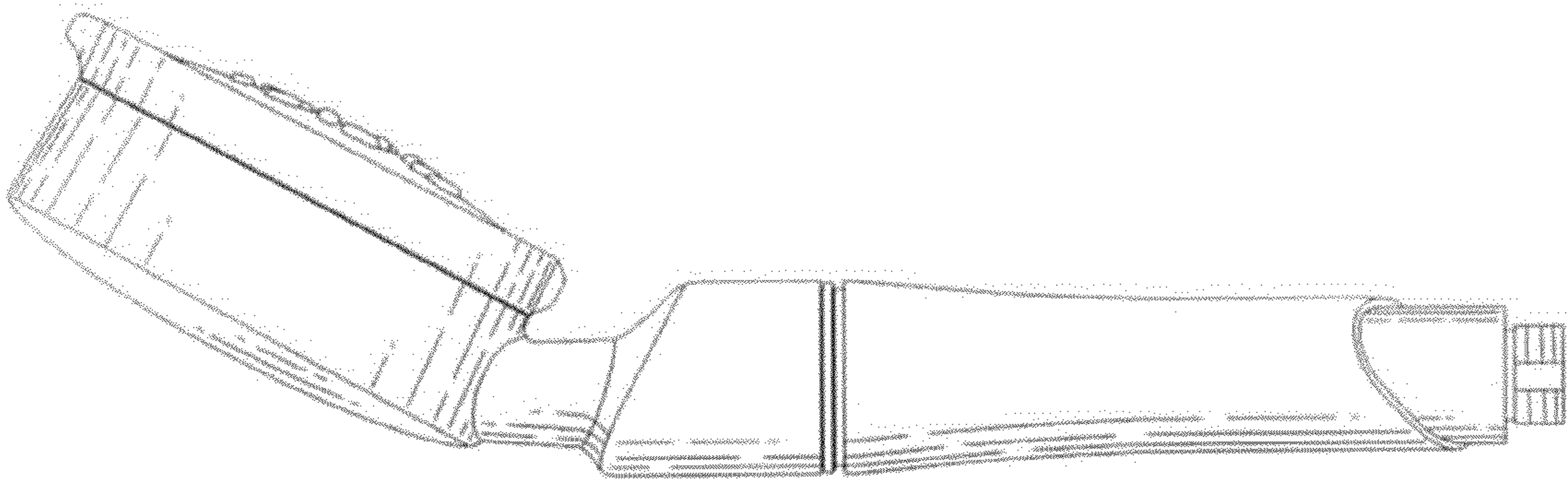


Fig. 5

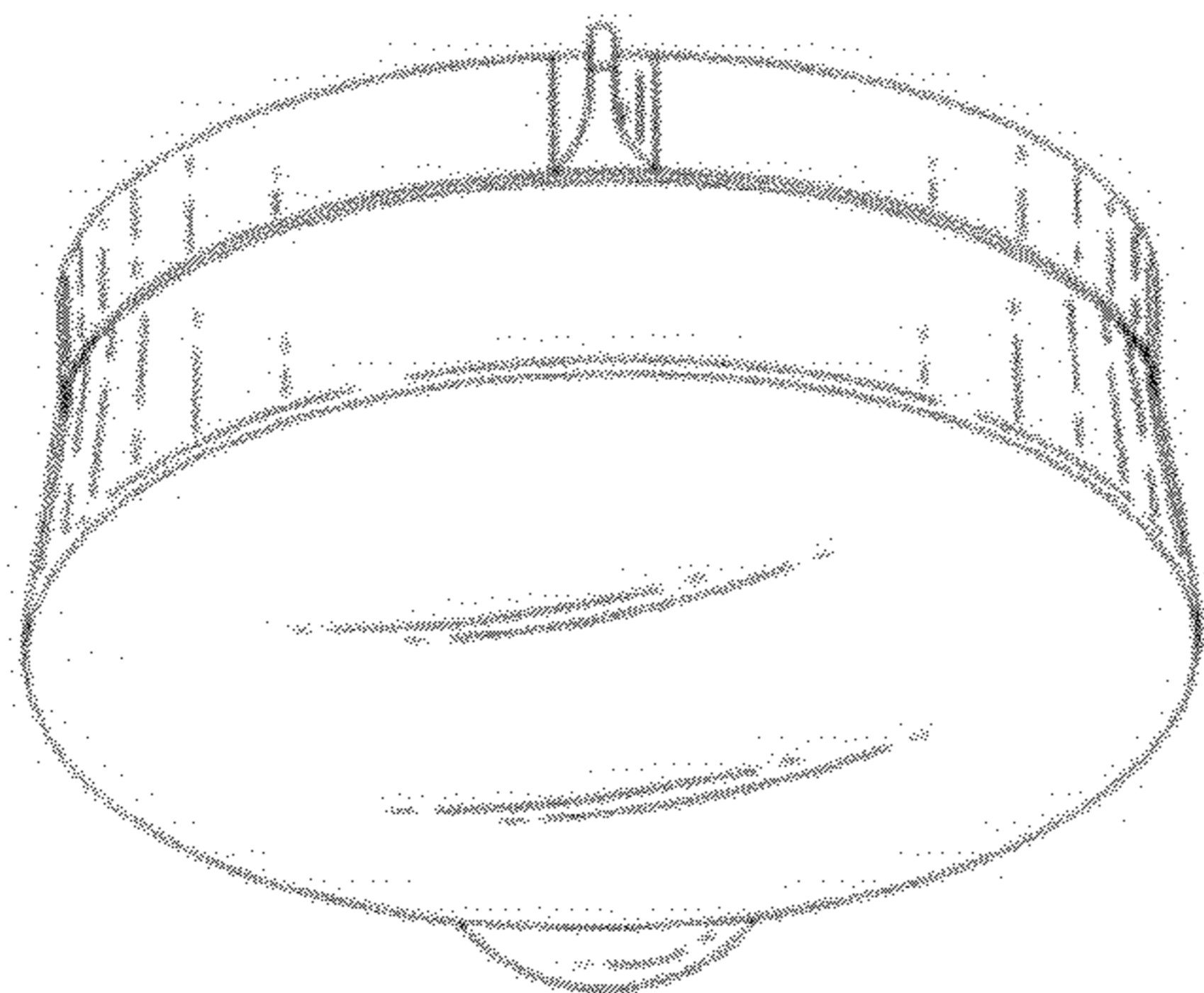


Fig. 6

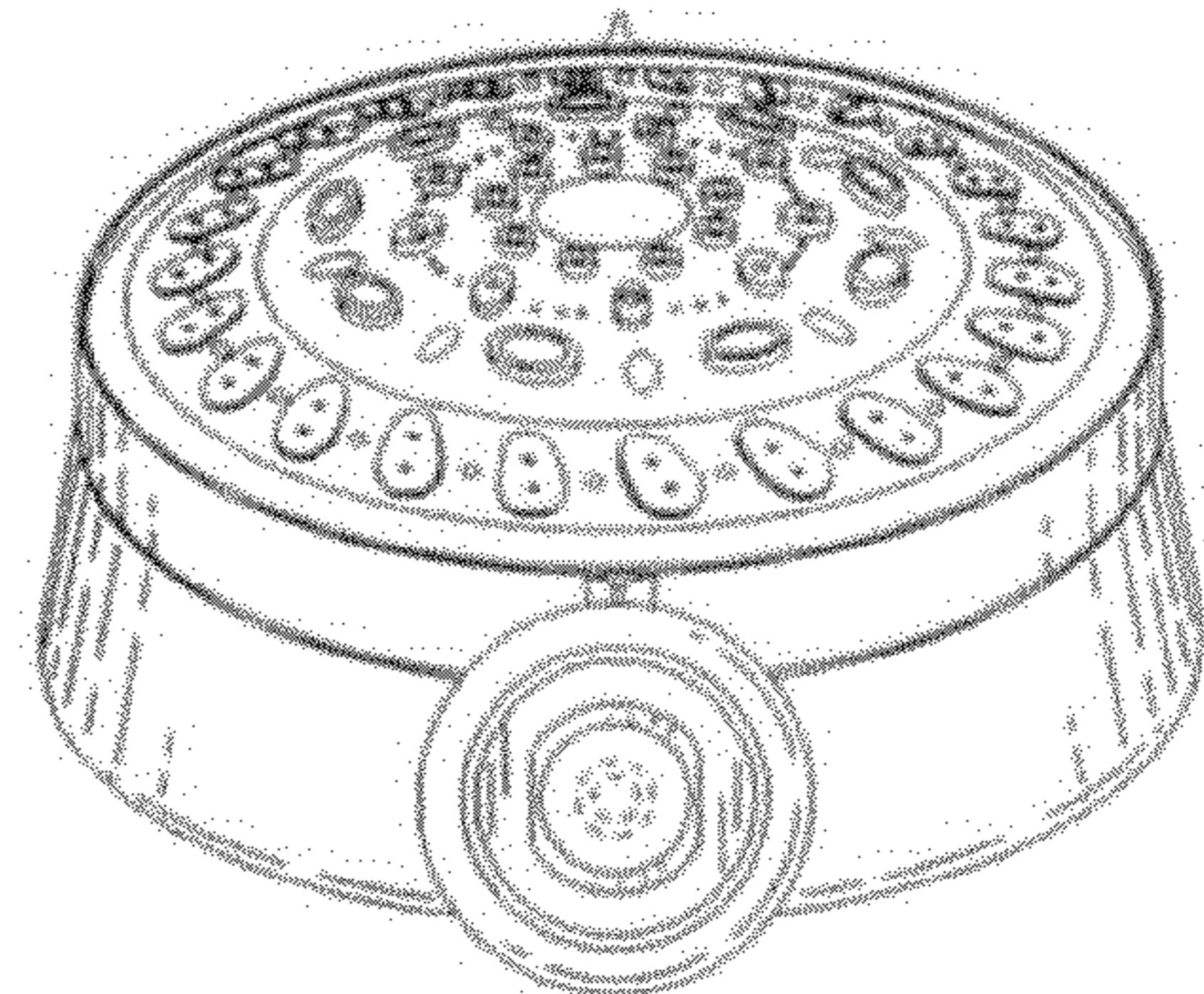


Fig. 7