



US00D659783S

(12) **United States Design Patent**  
**Serrano**

(10) **Patent No.:** **US D659,783 S**  
(45) **Date of Patent:** **\*\* May 15, 2012**

(54) **GOLF CLUB HEAD COVER**  
(75) Inventor: **Anthony D. Serrano**, Phoenix, AZ (US)  
(73) Assignee: **Karsten Manufacturing Corporation**,  
Phoenix, AZ (US)  
(\*\*) Term: **14 Years**  
(21) Appl. No.: **29/396,474**

7,597,126 B2 10/2009 Chen  
D617,404 S \* 6/2010 McGuire ..... D21/754  
D617,405 S \* 6/2010 McGuire  
D617,862 S \* 6/2010 McGuire ..... D21/754  
D631,113 S \* 1/2011 Chen ..... D21/754  
D631,114 S \* 1/2011 Chen ..... D21/754  
D631,115 S 1/2011 Chen  
D634,382 S 3/2011 Chen  
D634,802 S \* 3/2011 Chen ..... D21/754  
D635,210 S \* 3/2011 Chen ..... D21/754  
D639,365 S \* 6/2011 Chen ..... D21/754  
D647,154 S \* 10/2011 Low ..... D21/754

(22) Filed: **Jun. 30, 2011**  
(51) **LOC (9) Cl.** ..... **21-02**  
(52) **U.S. Cl.** ..... **D21/754**  
(58) **Field of Classification Search** ..... D21/754;  
150/160  
See application file for complete search history.

\* cited by examiner

*Primary Examiner* — Mitchell Siegel

(57) **CLAIM**  
The ornamental design for a golf club head cover, as shown and described.

(56) **References Cited**

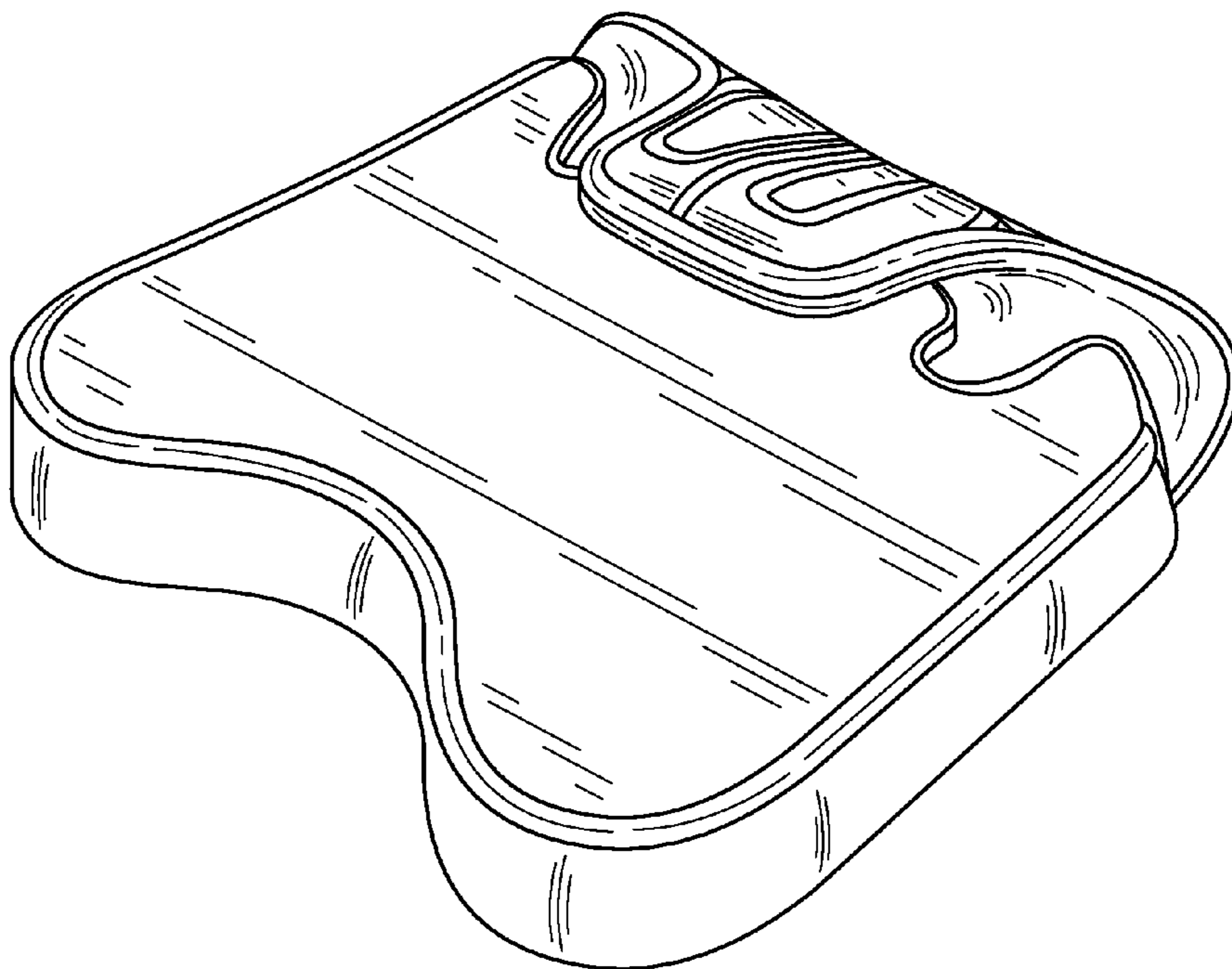
**DESCRIPTION**

U.S. PATENT DOCUMENTS

D484,210 S \* 12/2003 Oldknow et al. .... D21/754  
D508,101 S \* 8/2005 Chen  
D527,435 S \* 8/2006 Chen ..... D21/754  
D527,779 S \* 9/2006 Chen ..... D21/754  
D529,113 S \* 9/2006 Chen ..... D21/754  
D535,344 S 1/2007 Chen  
D549,294 S \* 8/2007 Cameron et al. .... D21/754  
D561,858 S \* 2/2008 Chen ..... D21/754  
D565,682 S 4/2008 Chen  
D576,238 S \* 9/2008 Chen ..... D21/754  
D576,239 S \* 9/2008 Chen ..... D21/754  
D576,697 S 9/2008 Chen  
D585,102 S 1/2009 Chen  
D585,512 S \* 1/2009 Quartarone, III ..... D21/754  
D590,464 S 4/2009 Chen  
D590,901 S \* 4/2009 Chen ..... D21/754

FIG. 1 is a perspective front view of a golf club head cover; FIG. 2 is a front view of the golf club head cover of FIG. 1; FIG. 3 is a rear view of the golf club head cover of FIG. 1; FIG. 4 is a side view of the golf club head cover of FIG. 1 taken from the right in FIG. 2, the opposite side view taken from the left in FIG. 2 being a mirror image thereof; FIG. 5 is a bottom plan view of the golf club head cover of FIG. 1; FIG. 6 is a top plan view of the golf club head cover of FIG. 1; FIG. 7 is a front view of the golf club head cover of FIG. 1 shown in an alternate position; and, FIG. 8 is a rear view of the golf club head cover of FIG. 7.

**1 Claim, 7 Drawing Sheets**



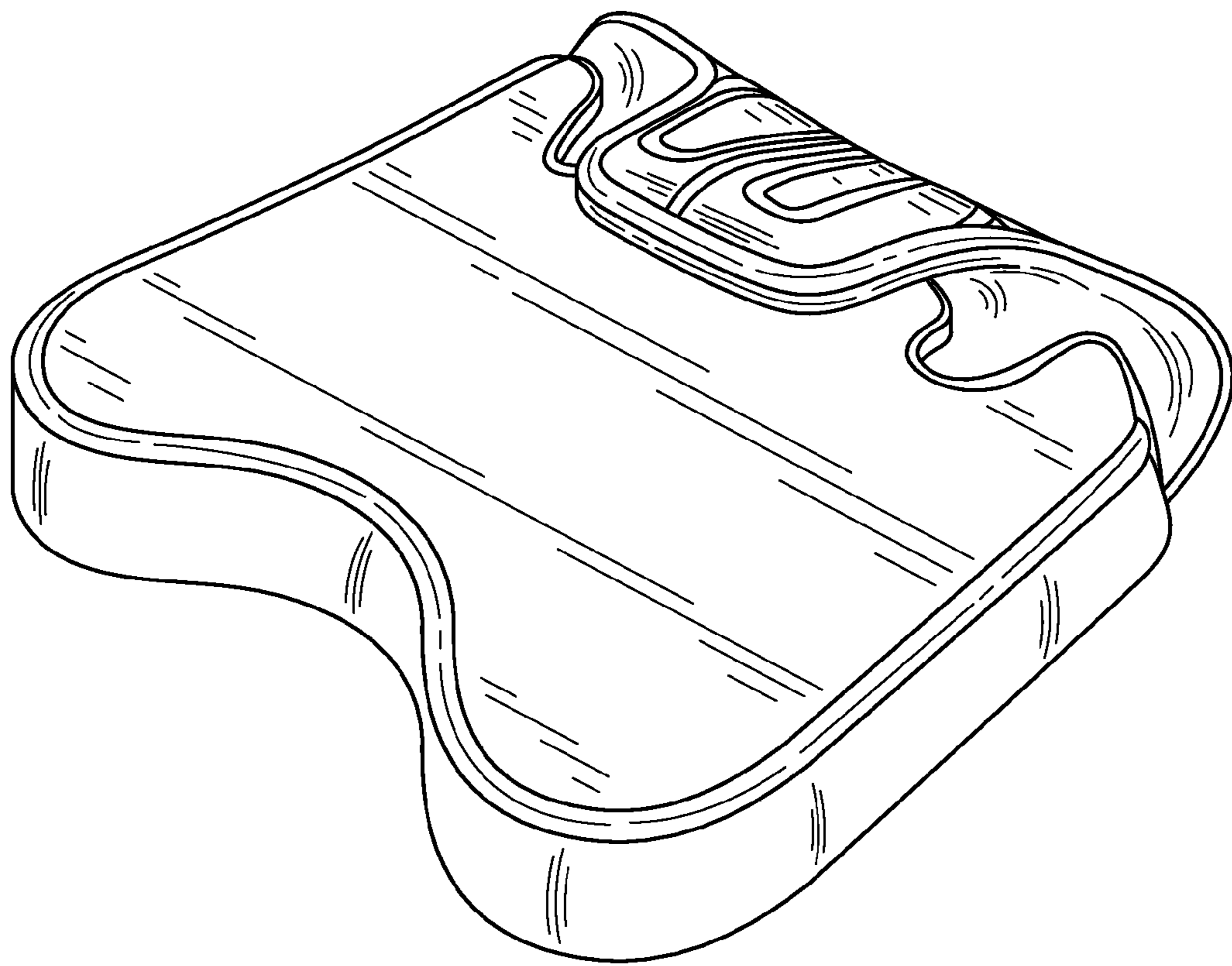


FIG.1

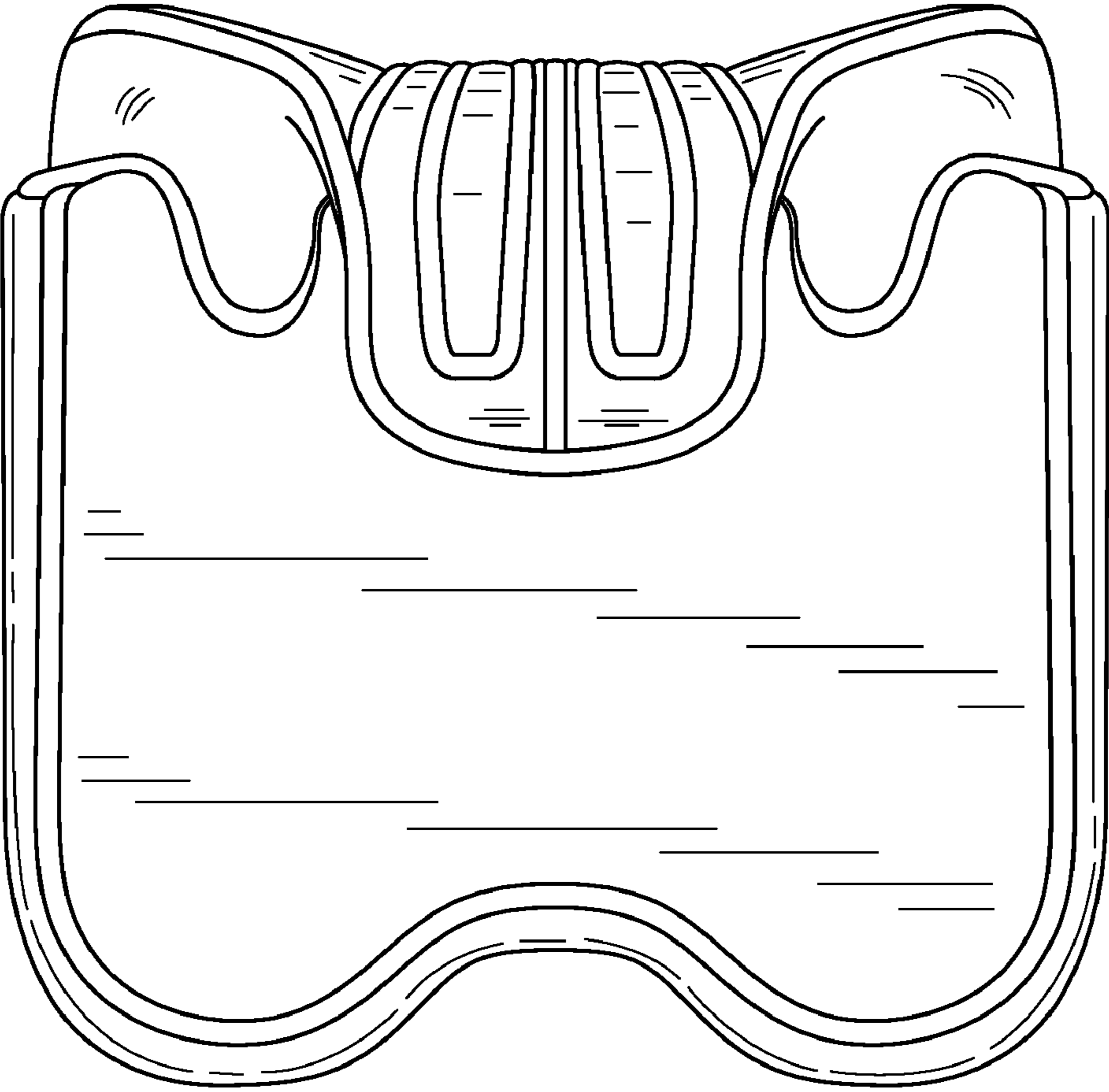


FIG.2

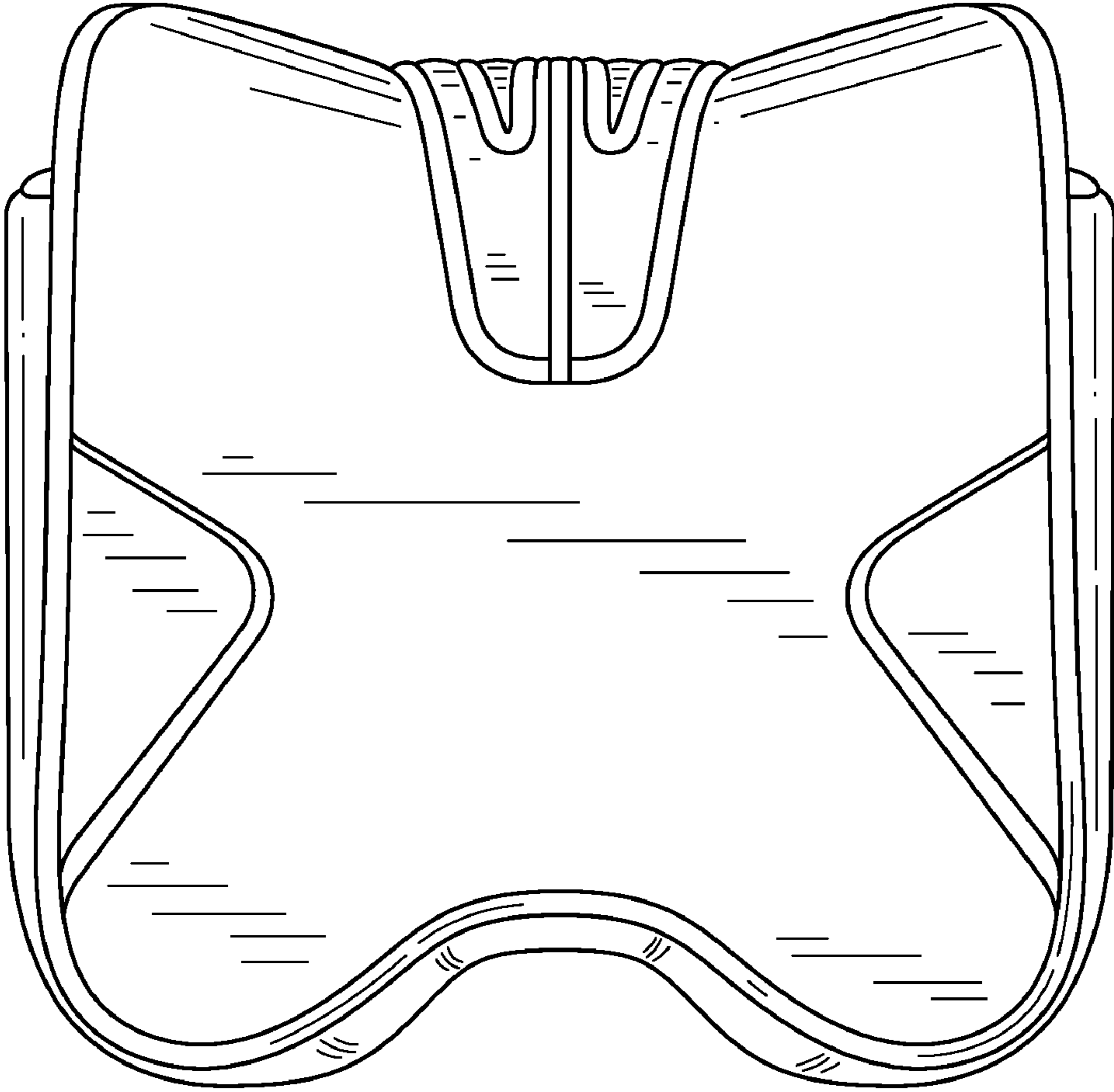


FIG.3




FIG.4

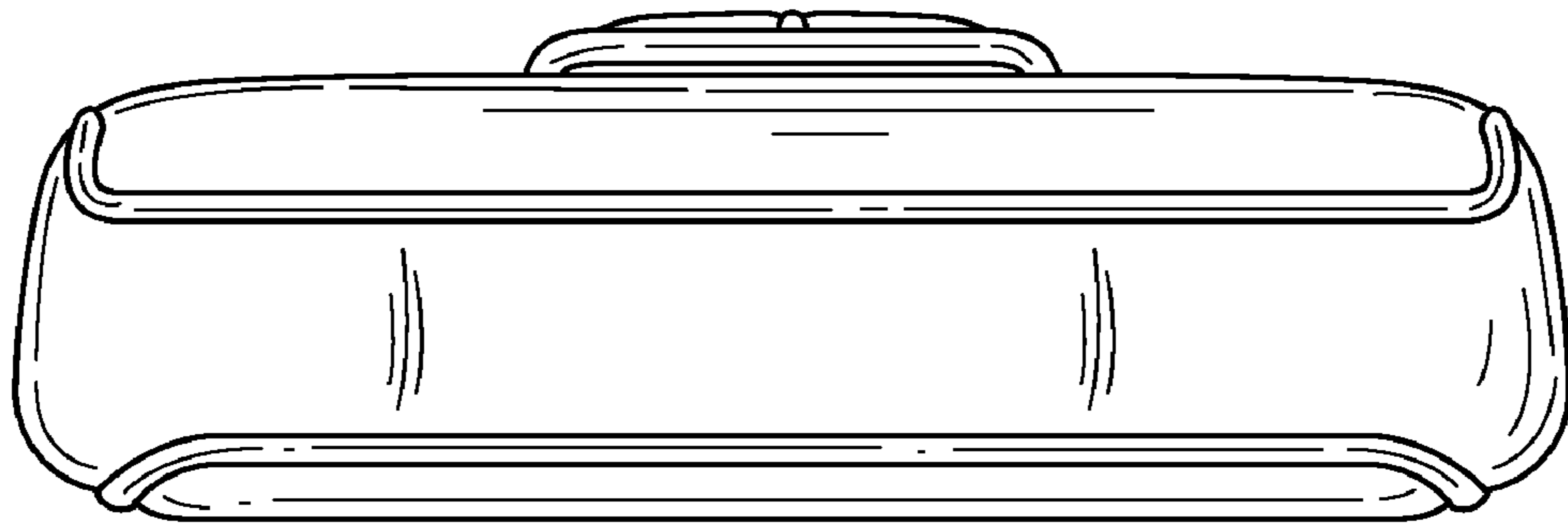


FIG. 5

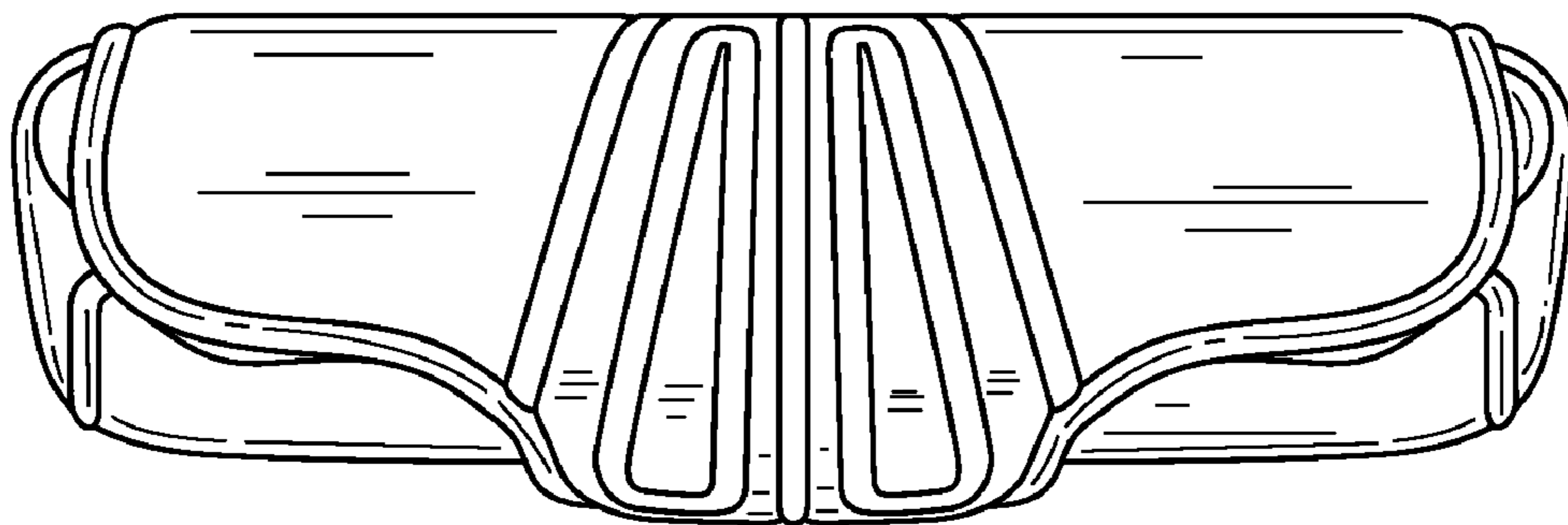


FIG. 6






FIG.7

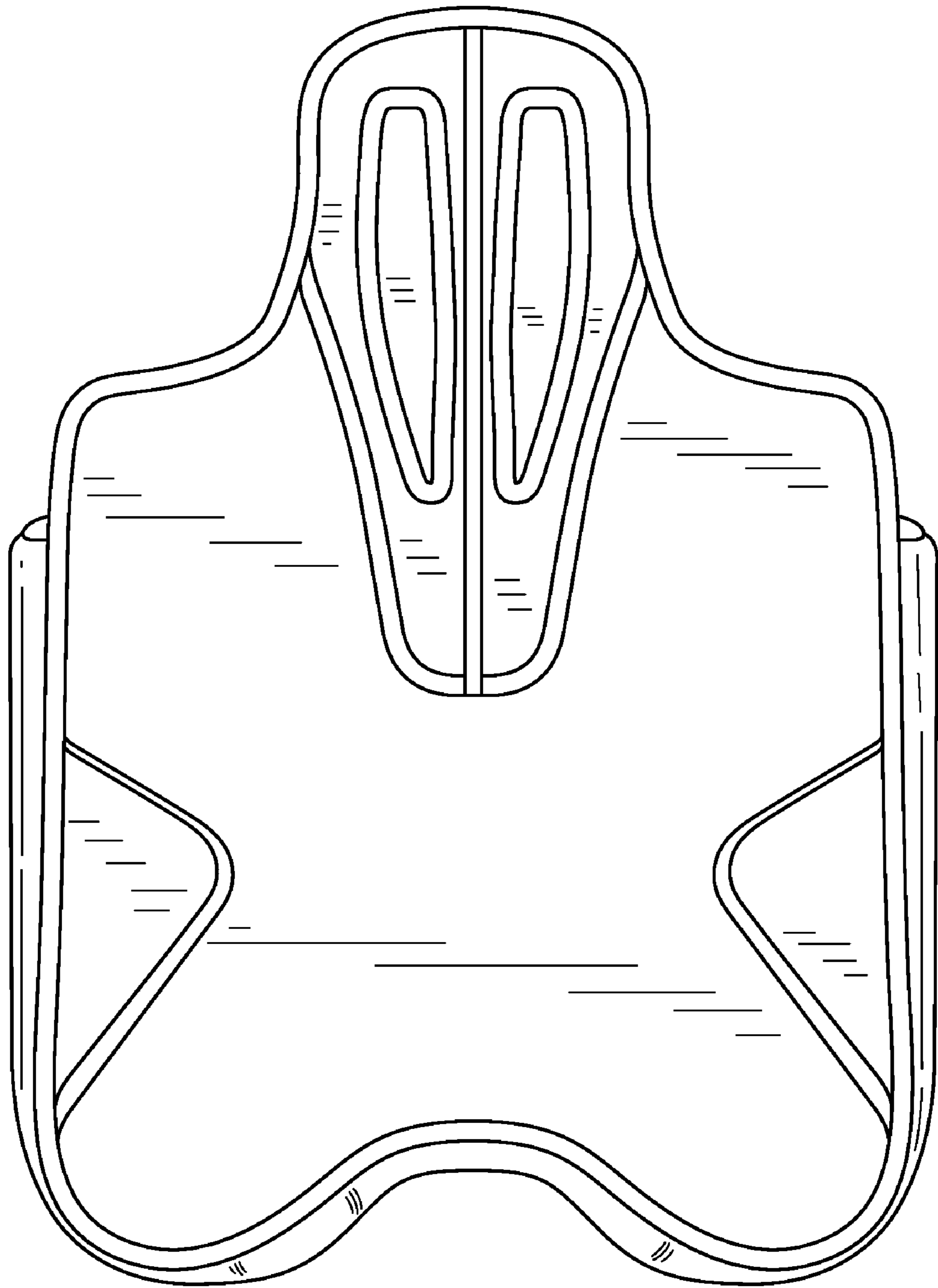


FIG. 8