

US00D659772S

(12) **United States Design Patent**
Messner

(10) **Patent No.:** **US D659,772 S**
(45) **Date of Patent:** **** May 15, 2012**

(54) **TOY REGISTER**

(75) Inventor: **Barry Messner**, Anaheim Hills, CA
(US)

(73) Assignee: **MerchSource, LLC**, Foothill Ranch, CA
(US)

(**) Term: **14 Years**

(21) Appl. No.: **29/396,056**

(22) Filed: **Jun. 24, 2011**

(51) **LOC (9) Cl.** **21-01**

(52) **U.S. Cl.** **D21/512**

(58) **Field of Classification Search** D21/483,
D21/512, 513, 515, 516; D18/4.1–4.3, 4.4–4.6;
235/1 E; 405/16; 446/143

See application file for complete search history.

(56) **References Cited**

U.S. PATENT DOCUMENTS

D234,314	S	*	2/1975	Knapp et al.	D18/4.5
D261,289	S	*	10/1981	Schoenfield	D21/512
4,295,036	A	*	10/1981	Tsui	235/1 E
4,307,534	A	*	12/1981	Tomita	446/143
D279,204	S	*	6/1985	Catelli	D21/512
D326,291	S	*	5/1992	Noshiro et al.	D21/512

D418,550	S	*	1/2000	Powell	D21/512
D464,368	S	*	10/2002	Worsley	D18/4.1
D466,548	S	*	12/2002	Yamashiro	D18/4.1

* cited by examiner

Primary Examiner — Cynthia M Chin

(74) *Attorney, Agent, or Firm* — The Eclipse Group LLP

(57) **CLAIM**

I claim the ornamental design for a toy register, as shown and described.

DESCRIPTION

FIG. 1 is a perspective view of the right side of a toy register.
FIG. 2 is a top view of the toy register illustrated in FIG. 1.
FIG. 3 is a bottom view of the toy register illustrated in FIG. 1.

FIG. 4 is a front elevation view of the toy register illustrated in FIG. 1.

FIG. 5 is a rear elevation view of the toy register illustrated in FIG. 1.

FIG. 6 is an elevation view of the right side of the toy register illustrated in FIG. 1; and,

FIG. 7 is an elevation view of the left side of the toy register illustrated in FIG. 1.

The broken lines shown are included for the purpose of illustrating the unclaimed portions of the toy register that form no part of the claimed design.

1 Claim, 3 Drawing Sheets




FIG. 1

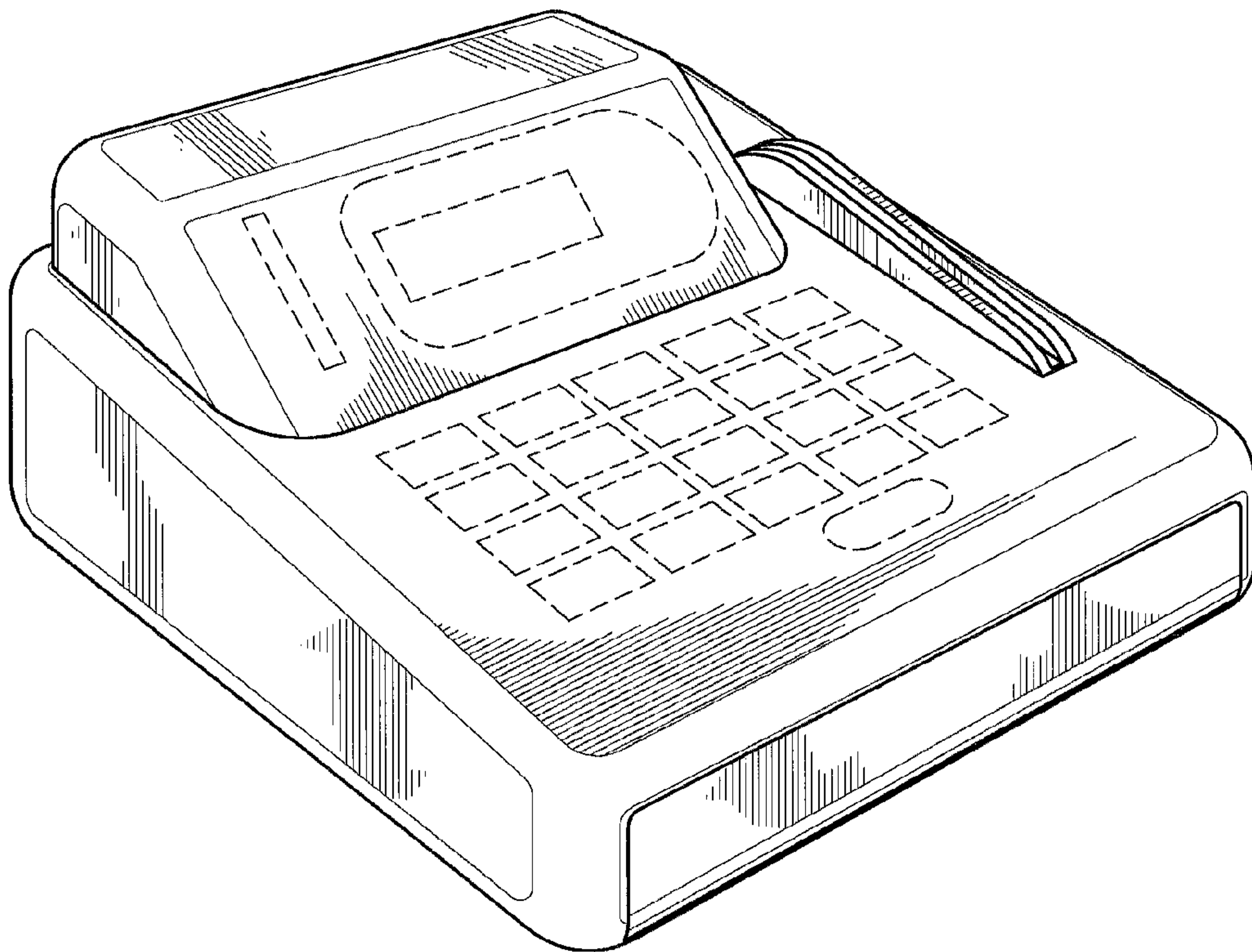


FIG. 2

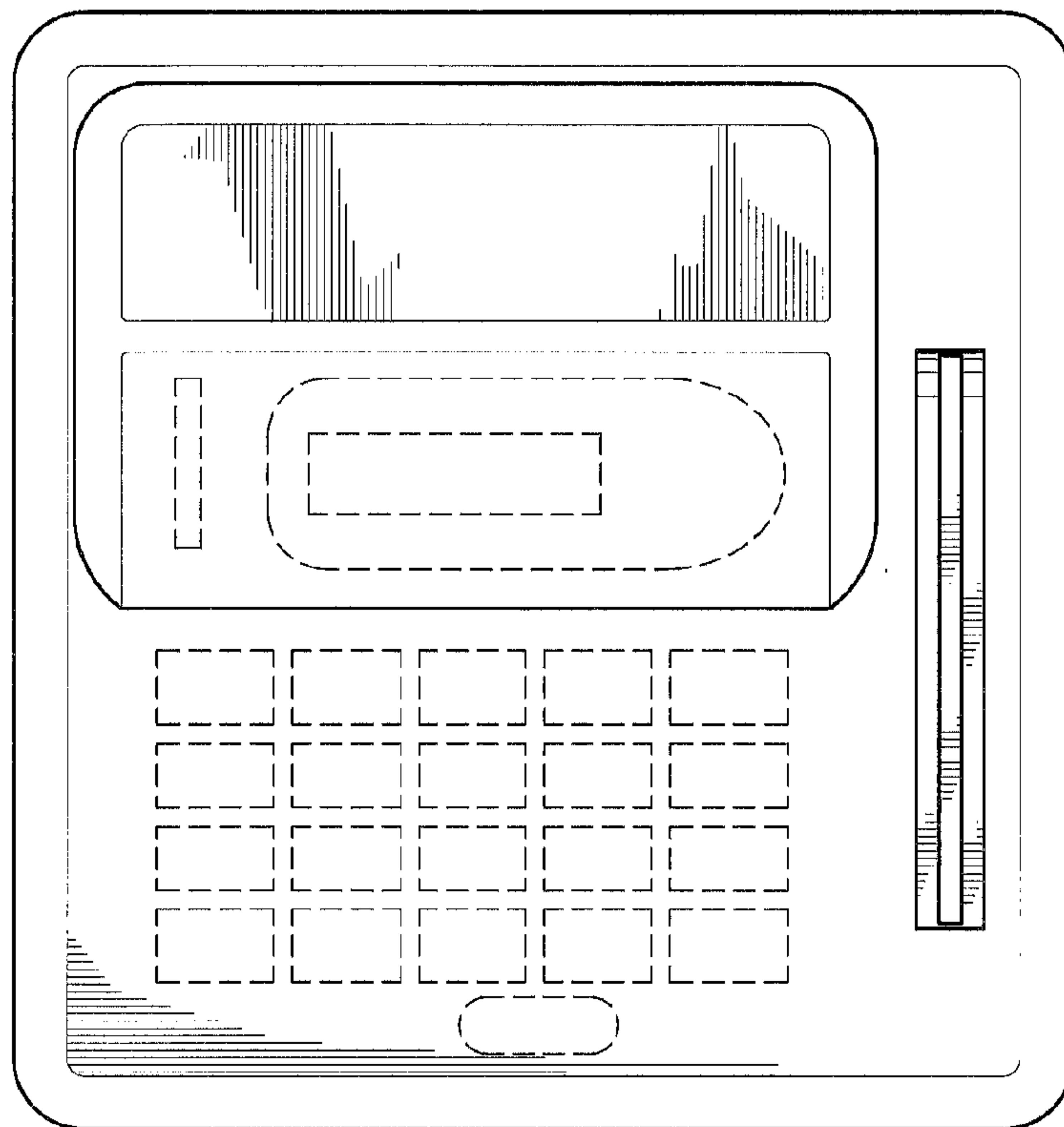


FIG. 3




FIG. 4

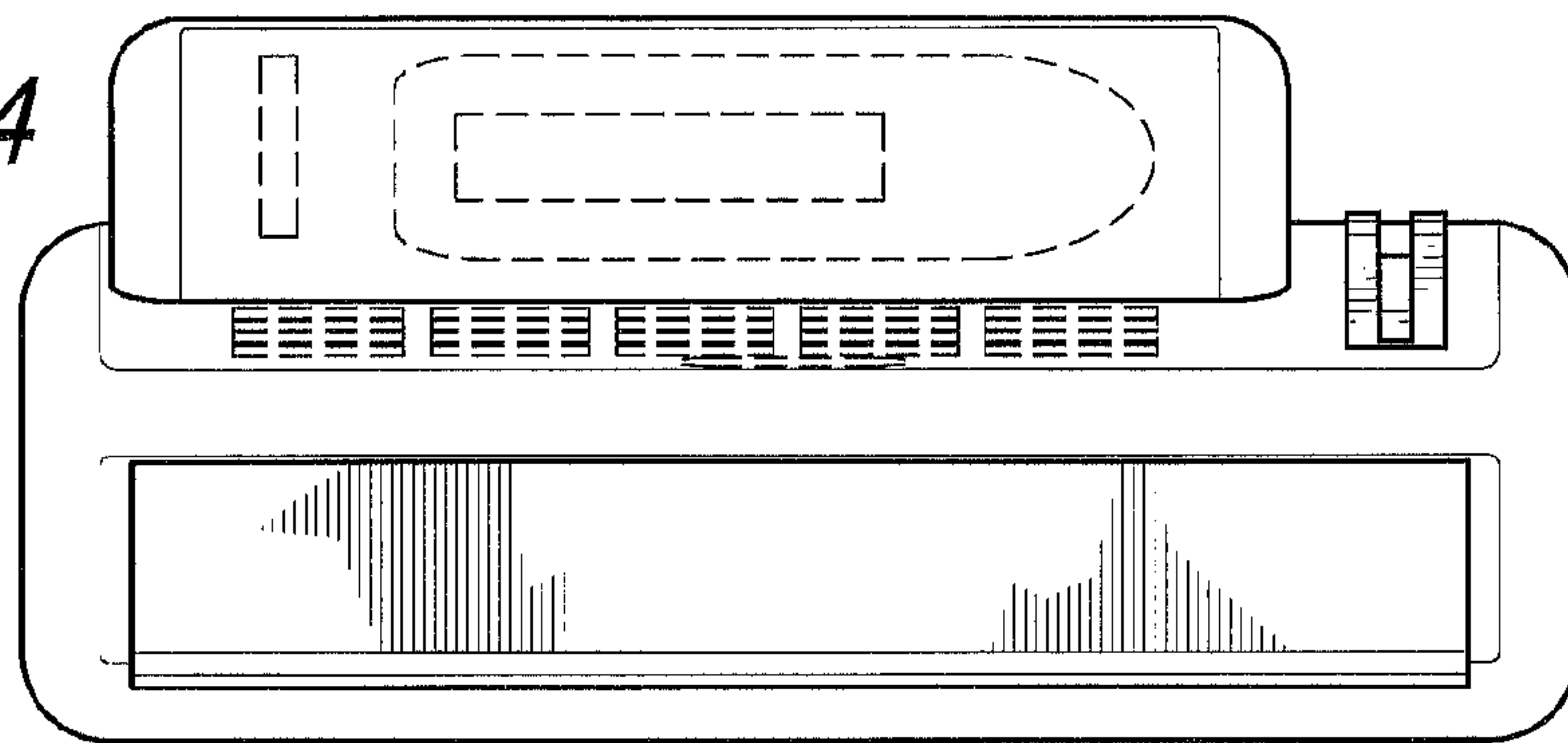


FIG. 5

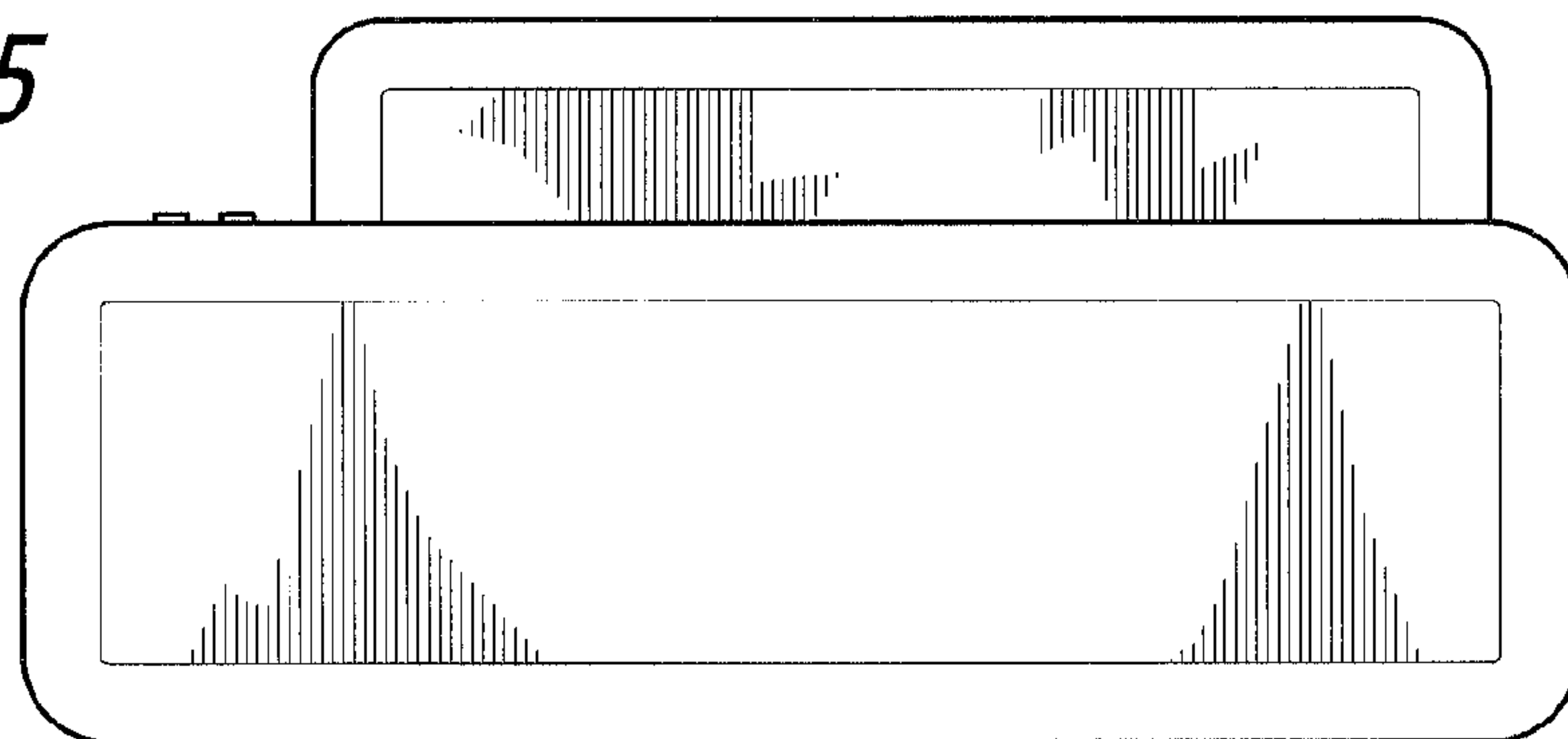


FIG. 6

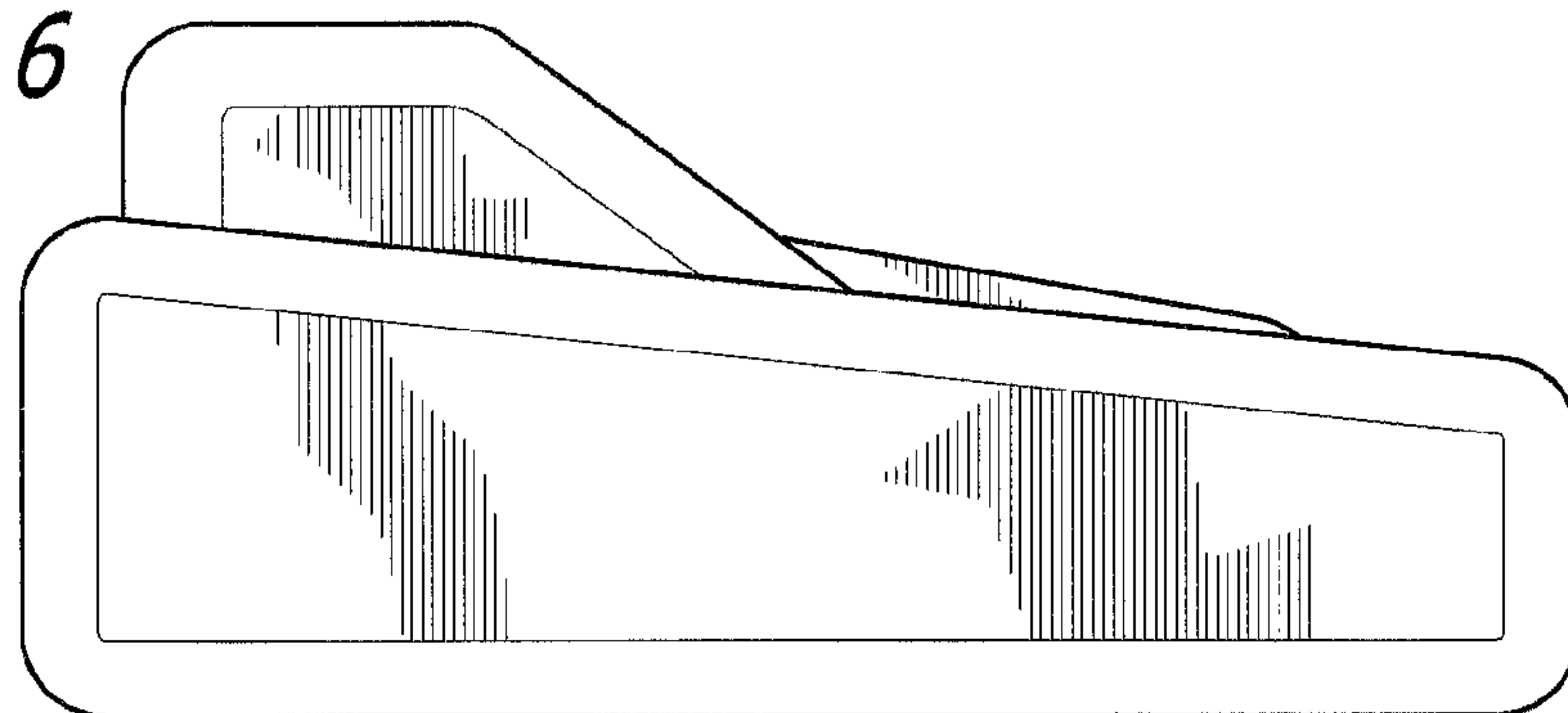


FIG. 7

