



US00D659758S

(12) **United States Design Patent**
Kim

(10) **Patent No.:** **US D659,758 S**

(45) **Date of Patent:** **** May 15, 2012**

(54) **HIGHLIGHTER PEN**

(75) Inventor: **Jewon Kim**, Daejon (KR)

(73) Assignee: **Dong-A Pencil Co., Ltd.**, Seoul (KR)

(**) Term: **14 Years**

(21) Appl. No.: **29/371,438**

(22) Filed: **Feb. 28, 2011**

(51) **LOC (9) Cl.** **19-06**

(52) **U.S. Cl.** **D19/48**

(58) **Field of Classification Search** D19/35,
D19/36, 41-51, 54-58; D14/411, 431; 24/11 R,
24/11 F, 11 P; 401/52, 99, 100, 104-109,
401/192, 195, 196

See application file for complete search history.

(56) **References Cited**

U.S. PATENT DOCUMENTS

D81,254 S *	5/1930	Parker	D19/48
2,123,427 A *	7/1938	Kingman	401/163
2,147,561 A *	2/1939	Sherlock	30/169
D115,916 S *	8/1939	Donato	D19/36
D155,031 S *	8/1949	Patterson	D9/521
D301,486 S *	6/1989	Yuen	D19/36
D330,565 S *	10/1992	Dallaire	D19/48
D331,940 S *	12/1992	Shirai et al.	D19/51
D338,686 S *	8/1993	Ito	D19/57
D355,442 S *	2/1995	Chuang	D19/53
D357,699 S *	4/1995	Takanashi	D19/48

D362,269 S *	9/1995	Hollington	D19/51
D366,902 S *	2/1996	Takahashi	D19/51
D409,241 S *	5/1999	Melnick	D19/36
D436,127 S *	1/2001	Hung	D19/43
D442,992 S *	5/2001	Chevalier	D19/48
D443,643 S *	6/2001	Martens et al.	D19/43
D496,398 S *	9/2004	Greenberg	D19/43
D500,791 S *	1/2005	Good	D19/43
D602,528 S *	10/2009	Takanashi	D19/57
D641,782 S *	7/2011	Lira-Nunez et al.	D19/48
D641,785 S *	7/2011	Lira-Nunez et al.	D19/48
2008/0292384 A1 *	11/2008	Greenberg	401/195

* cited by examiner

Primary Examiner — Elizabeth Albert

(74) *Attorney, Agent, or Firm* — Rabin & Berdo, PC

(57) **CLAIM**

The ornamental design for a highlighter pen, as shown and described.

DESCRIPTION

FIG. 1 is a perspective view of a highlighter pen showing my new design;

FIG. 2 is a front view thereof;

FIG. 3 is a rear view thereof;

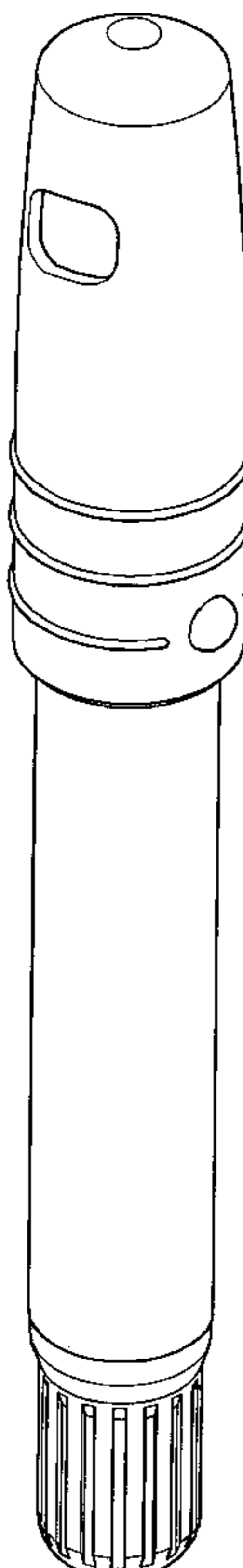
FIG. 4 is a left side view thereof, the right view being a mirror image;

FIG. 5 is a top plan view thereof;

FIG. 6 is a bottom plan view thereof; and,

FIG. 7 is an exploded perspective view thereof.

1 Claim, 7 Drawing Sheets



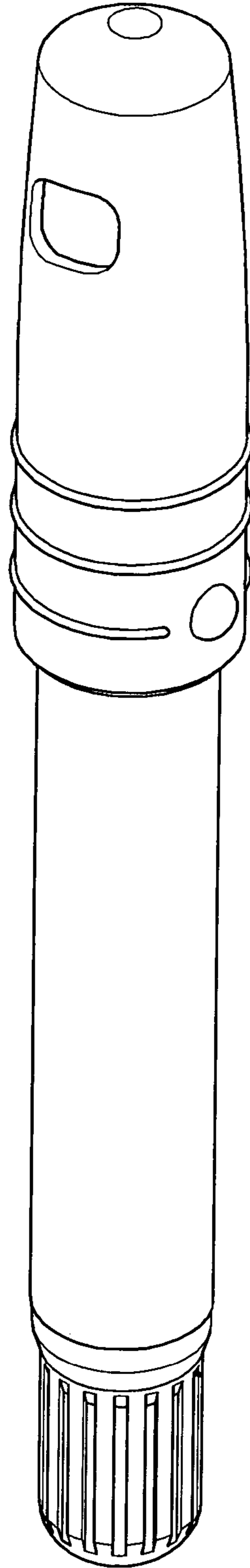


FIG. 1




FIG. 2




FIG. 3




FIG. 4

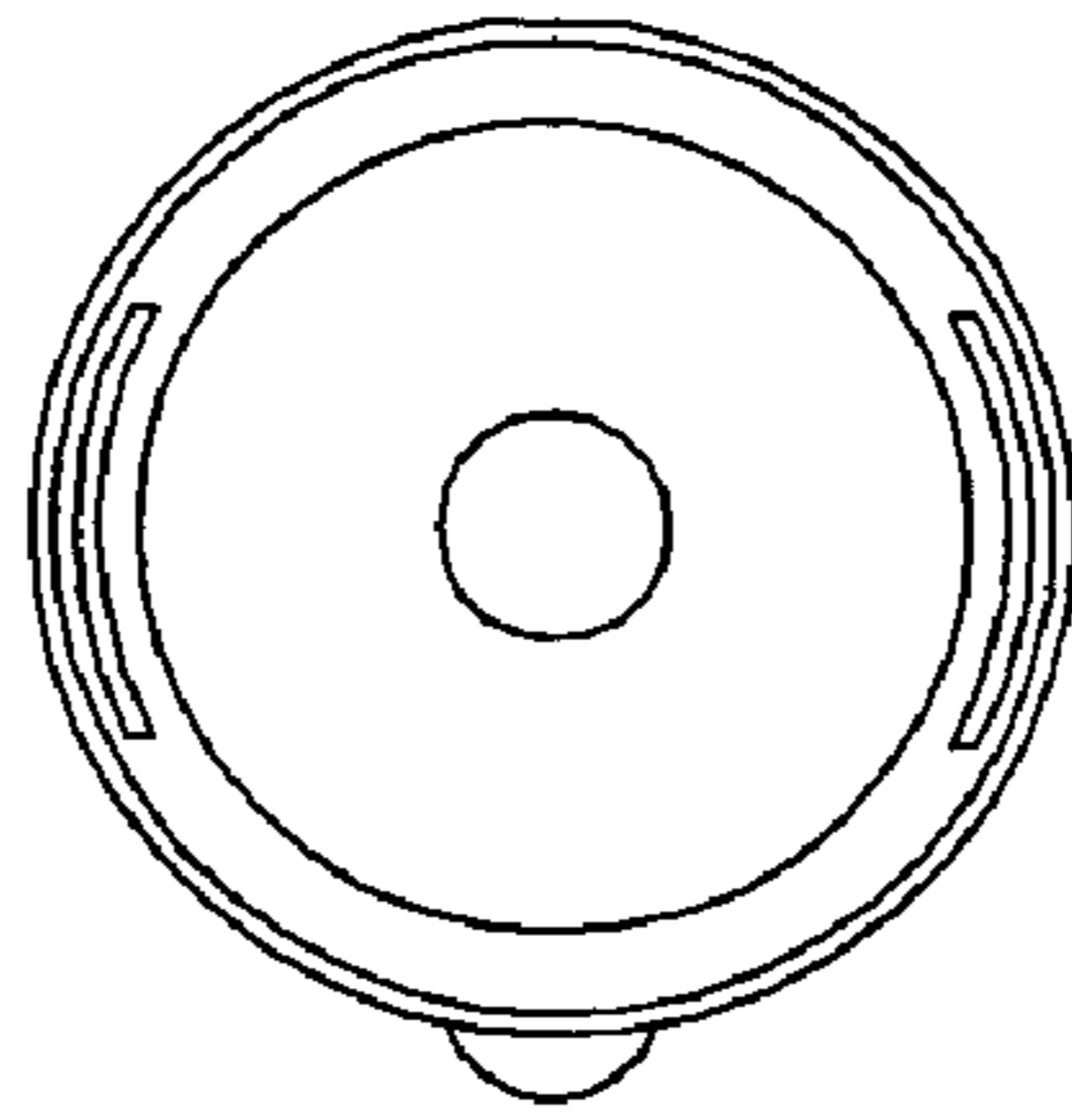


FIG.5

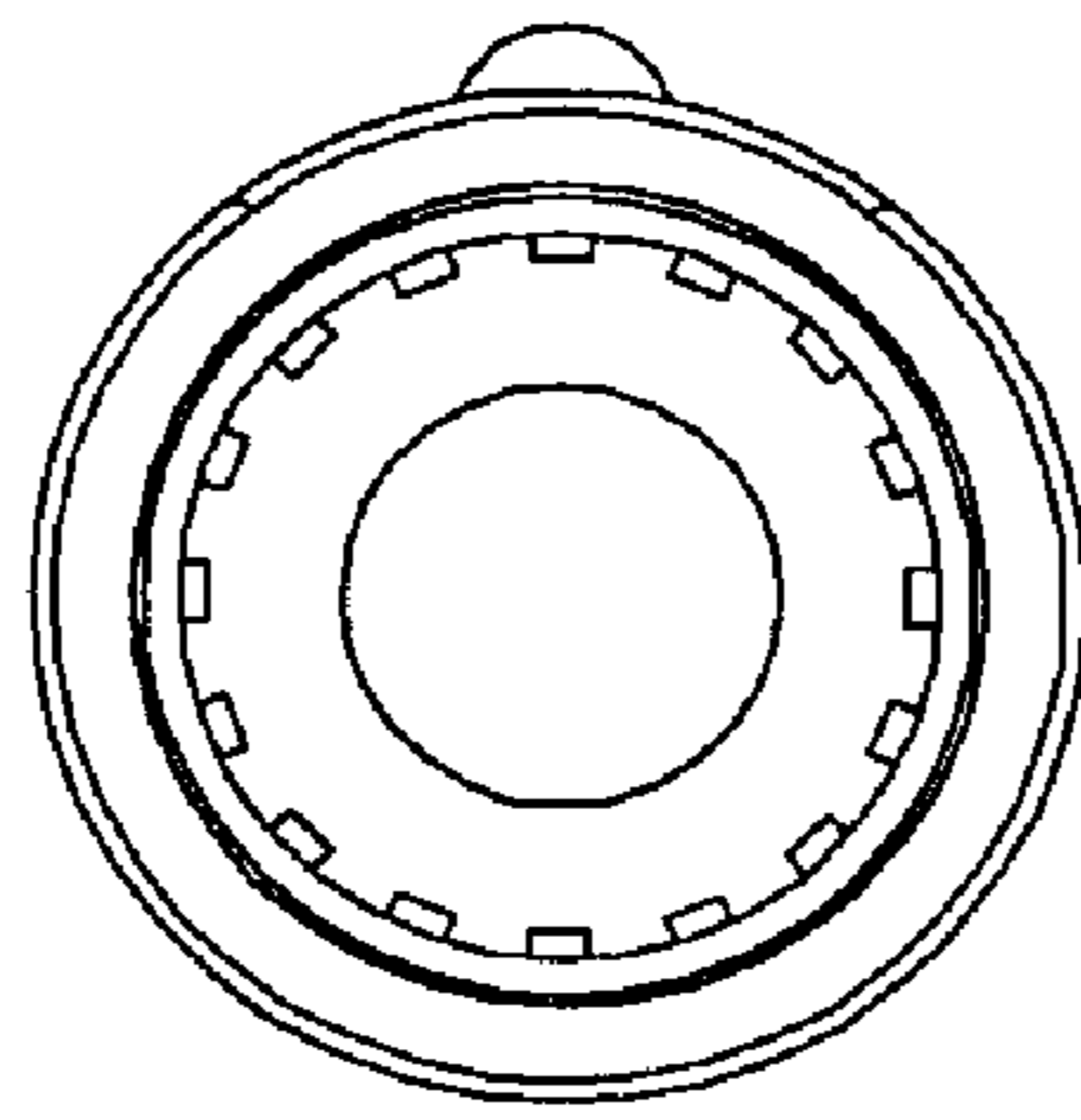


FIG. 6

FIG. 7

