



US00D659747S

(12) **United States Design Patent**  
**Lynch**

(10) **Patent No.:** **US D659,747 S**  
(45) **Date of Patent:** **\*\* May 15, 2012**

(54) **GUITAR**

(76) Inventor: **Neal Lynch**, Cumming, GA (US)

(\*\*) Term: **14 Years**

(21) Appl. No.: **29/364,308**

(22) Filed: **Jun. 22, 2010**

(51) **LOC (9) Cl.** ..... **17-03**

(52) **U.S. Cl.** ..... **D17/14**

(58) **Field of Classification Search** ..... D17/14,  
D17/18; 84/267, 290-292  
See application file for complete search history.

(56) **References Cited**

**U.S. PATENT DOCUMENTS**

2,498,926	A *	2/1950	Mitchell	84/267
3,174,380	A *	3/1965	Cookerly et al.	84/307
3,447,412	A *	6/1969	Marshall	84/267
D269,788	S *	7/1983	LeBlue	D17/14
D293,589	S *	1/1988	Bonanno	D17/14
5,763,808	A *	6/1998	Thomson	84/728
D420,695	S *	2/2000	Petrounov	D17/20
D530,358	S *	10/2006	Giannini	D17/14
D568,925	S *	5/2008	Lechner	D17/14
D594,896	S *	6/2009	Peavey et al.	D17/14
D604,355	S *	11/2009	Kuhn	D17/14

\* cited by examiner

*Primary Examiner* — Rashida Johnson

(74) *Attorney, Agent, or Firm* — Williamson Intellectual  
Property Law, LLC; Thomas R. Williamson, III

(57) **CLAIM**

The ornamental design for a guitar, as shown and described.

**DESCRIPTION**

FIG. 1 is a front elevational view of a guitar showing my new design;

FIG. 2 is a rear elevational view of the guitar design of FIG. 1;  
FIG. 3 is a right side elevational view of the guitar design of  
FIG. 1;

FIG. 4 is a left side elevational view of the guitar design of  
FIG. 1;

FIG. 5 is a top plan view of the guitar design of FIG. 1;

FIG. 6 is a bottom plan view of the guitar design of FIG. 1;

FIG. 7 is an elevational view of the guitar of FIG. 1, shown in  
use by a player standing;

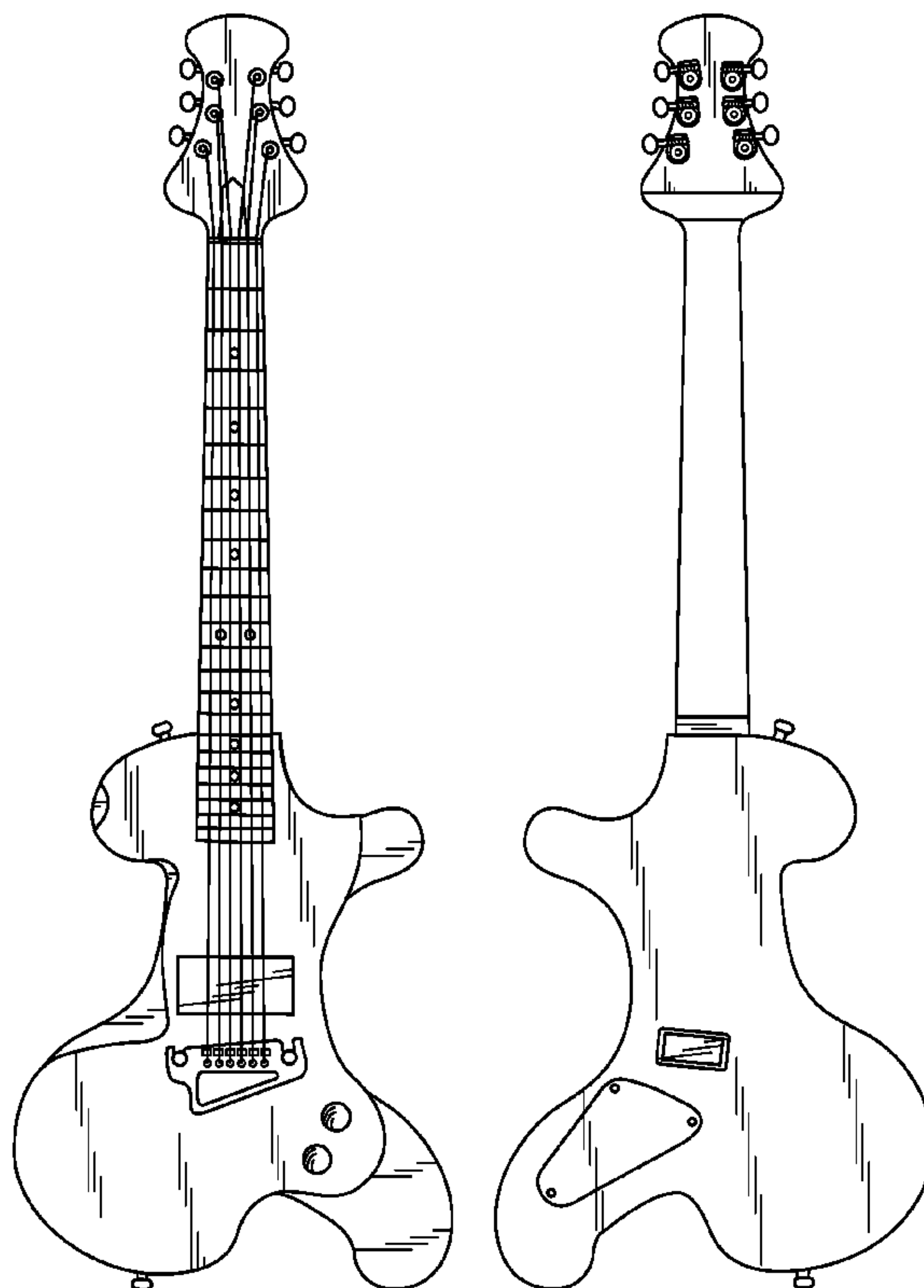
FIG. 8 is a perspective view of the guitar of FIG. 1, shown in  
use by a player standing with the guitar base on the player's  
hip;

FIG. 9 is a perspective view of the guitar of FIG. 1, shown in  
use by a seated player with the guitar side on the player's right  
leg; and,

FIG. 10 is a perspective view of the guitar of FIG. 1, shown in  
use by a seated player with the guitar side on the player's left  
leg.

The broken lines on the guitar, shown in FIGS. 3 and 6,  
represent the portions of the design which form no part of the  
claim. The broken lines representing the human form, in  
FIGS. 7-10, illustrate the design in use and form no part of the  
claim.

**1 Claim, 5 Drawing Sheets**



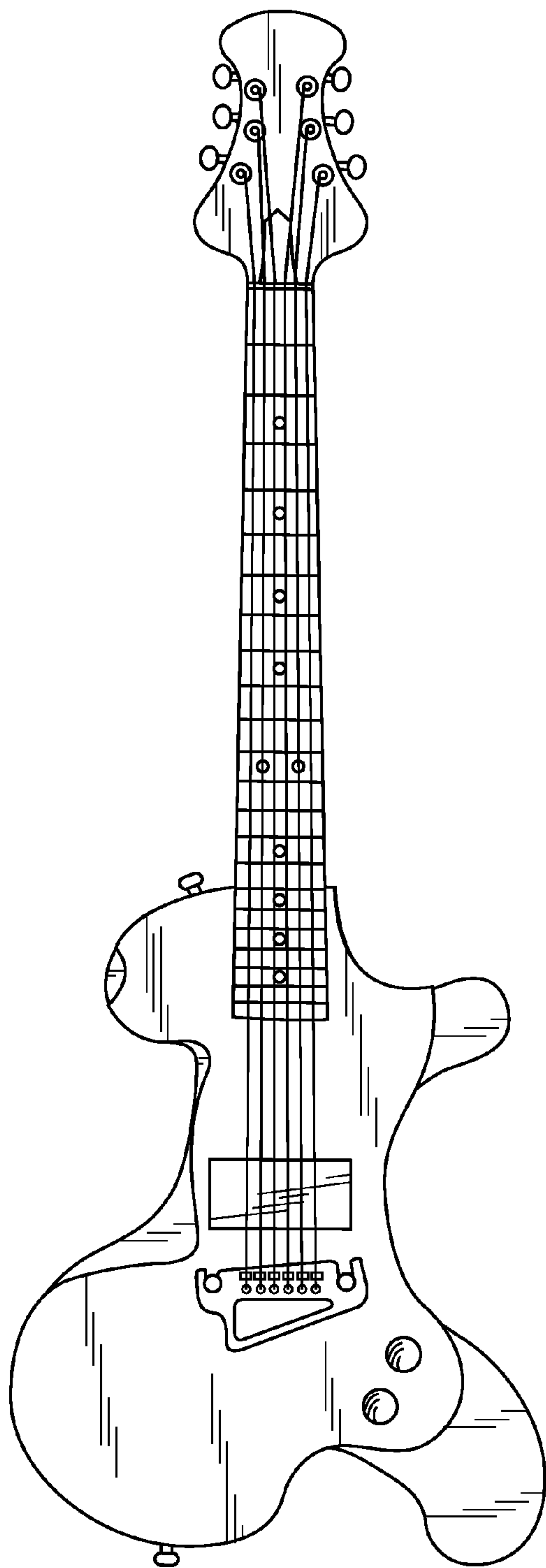


FIG. 1

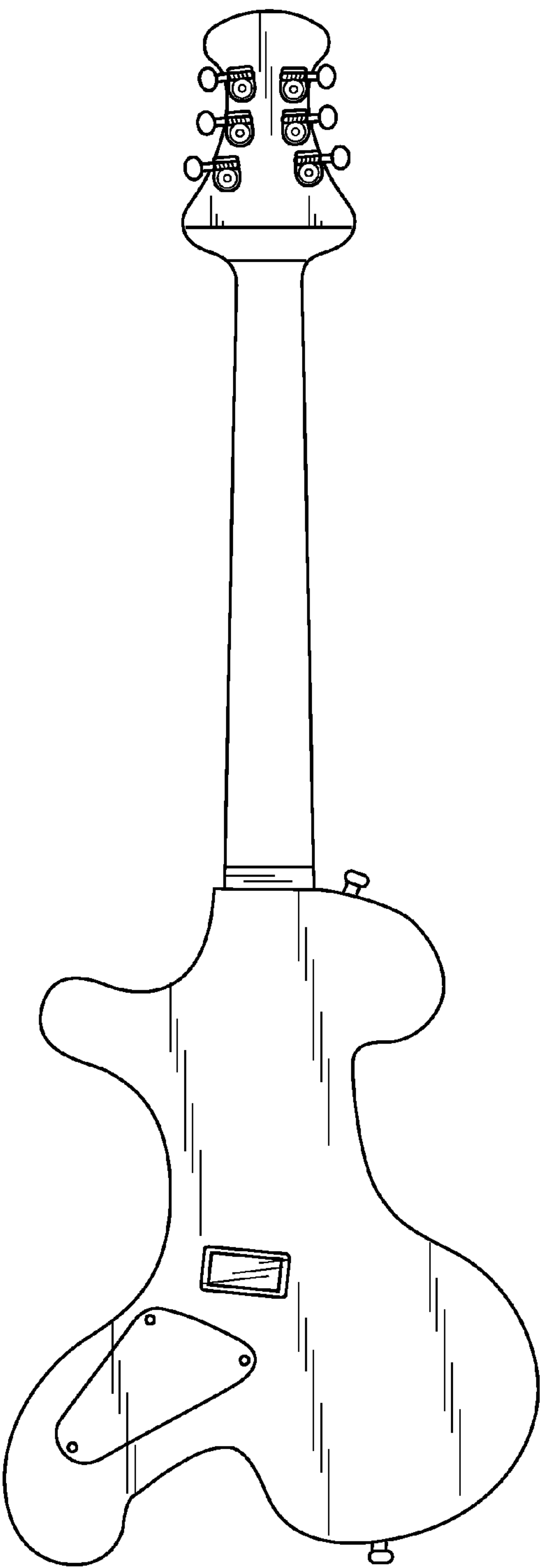


FIG. 2




FIG. 3




FIG. 4




FIG. 5

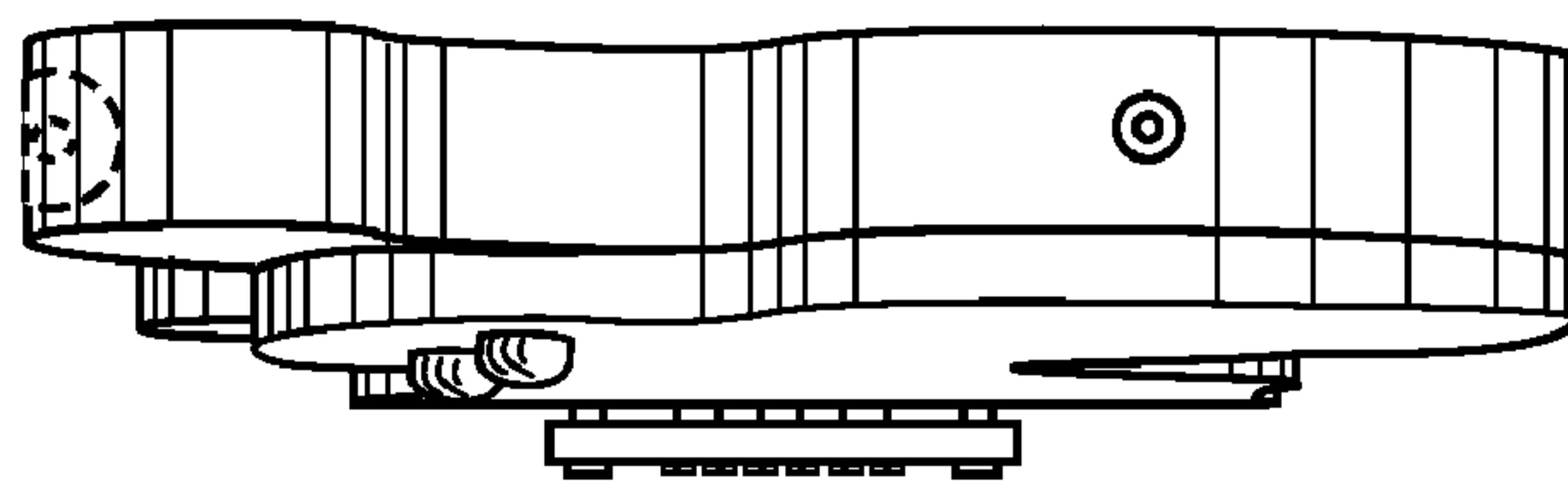


FIG. 6




FIG. 7




FIG. 8




FIG. 9

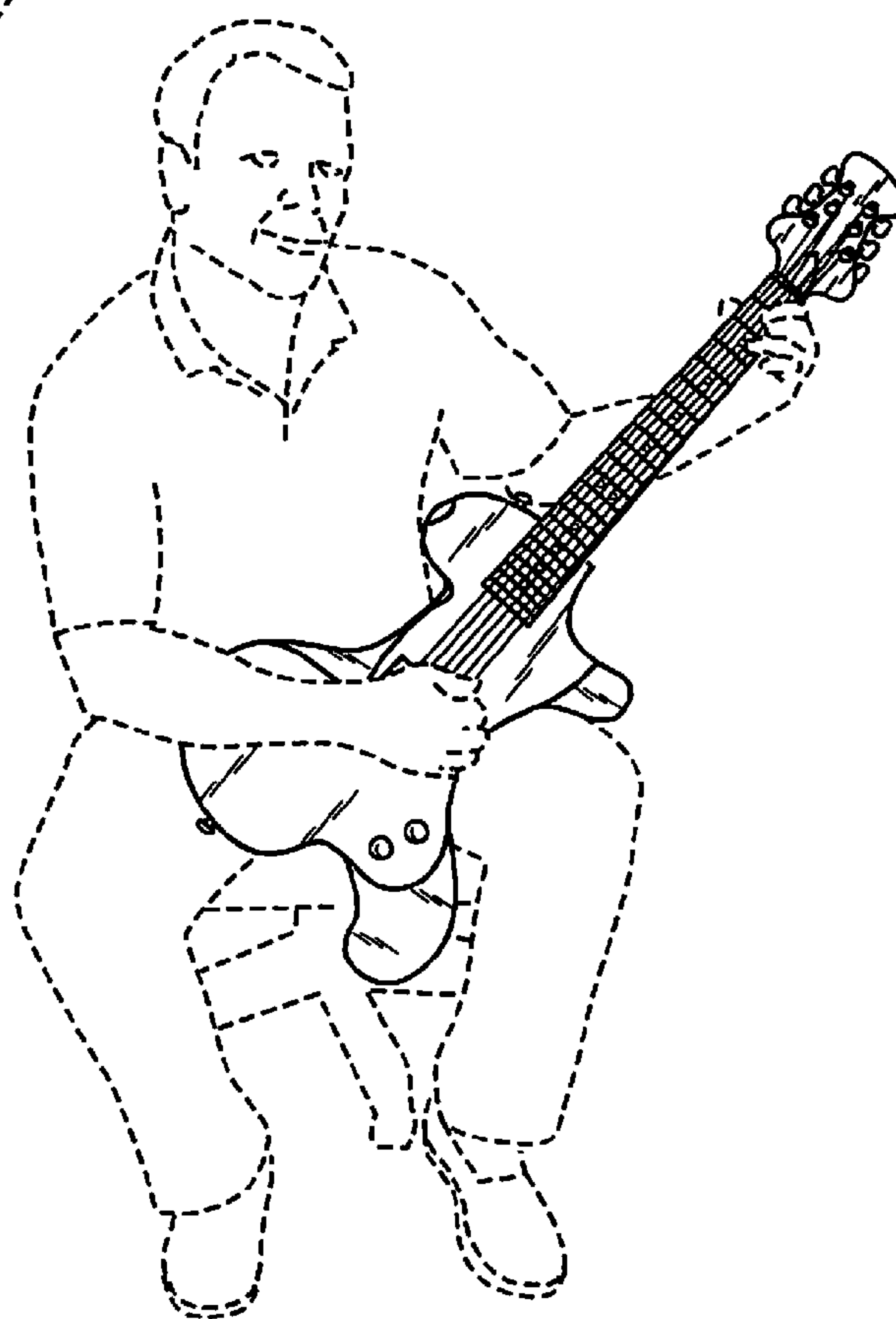


FIG. 10