



US00D659743S

(12) **United States Design Patent**
Raile

(10) **Patent No.:** **US D659,743 S**
(45) **Date of Patent:** **** May 15, 2012**

- (54) **EYEGLASSES**
- (75) Inventor: **Bruce Raile**, Park City, UT (US)
- (73) Assignee: **Sun Optics, Inc.**, Salt Lake City, UT (US)
- (**) Term: **14 Years**
- (21) Appl. No.: **29/341,140**
- (22) Filed: **Jul. 31, 2009**

D475,732 S	6/2003	Conner	
D479,552 S	9/2003	Emanuele	
D481,050 S	10/2003	Carr et al.	
D481,060 S	10/2003	Egbert et al.	
6,655,800 B2	12/2003	Takeda et al.	
6,705,723 B1	3/2004	Lavie	
6,742,891 B2 *	6/2004	Chen	351/140
6,786,596 B1	9/2004	Ayoub	
D505,866 S	6/2005	Raile	
D506,396 S	6/2005	Raile	
D506,681 S	6/2005	Raile	
D506,682 S	6/2005	Raile	
D509,382 S	9/2005	Raile	
D510,530 S	10/2005	Raile	
7,063,420 B2 *	6/2006	Lerner et al.	351/92
D525,426 S	7/2006	Raile	
D525,427 S	7/2006	Raile	
D525,787 S	8/2006	Raile	
D525,788 S	8/2006	Raile	
D527,179 S	8/2006	Raile	
D527,180 S	8/2006	Raile	
D530,541 S	10/2006	Raile	
D530,940 S	10/2006	Raile	
D533,579 S	12/2006	Raile	
D533,736 S	12/2006	Raile	
D534,016 S	12/2006	Raile	
D536,261 S	2/2007	Raile	
D536,905 S	2/2007	Raile	
D537,862 S	3/2007	Mouclier	
D538,067 S	3/2007	Raile	
D538,555 S	3/2007	Raile	
7,188,739 B1	3/2007	Raile	
D540,844 S	4/2007	Nakanishi	
D554,903 S	11/2007	Raile	
D555,703 S	11/2007	Damen	
D560,360 S	1/2008	Raile	
D562,591 S	2/2008	Raile	
D566,423 S	4/2008	Raile	
D567,840 S	4/2008	Miklitarian	
D567,841 S	4/2008	Miklitarian	
7,357,501 B2 *	4/2008	Lerner et al.	351/92
D568,922 S	5/2008	Anderl	
D571,556 S	6/2008	Raile	
D572,476 S	7/2008	Raile	
D577,193 S	9/2008	Raile	
D581,445 S	11/2008	Nakanishi	
D587,739 S	3/2009	Raile	
D590,005 S	4/2009	Fuchs	
D593,145 S	5/2009	Fuchs	
D598,483 S	8/2009	Lane	
D601,181 S	9/2009	Fuchs	
0,604,755 A1	11/2009	Gelifier	
D611,086 S	3/2010	Meng-Suen	


Related U.S. Application Data

- (63) Continuation-in-part of application No. 29/249,568, filed on Oct. 12, 2006, now abandoned, which is a continuation-in-part of application No. 29/207,865, filed on Jun. 17, 2004, now Pat. No. Des. 533,579, application No. 29/341,140, filed on Jul. 31, 2009, which is a continuation-in-part of application No. 29/246,911, filed on May 19, 2006, now Pat. No. Des. 587,739, which is a continuation-in-part of application No. 29/207,865, filed on Jun. 17, 2004, now Pat. No. Des. 533,579.
- (51) **LOC (9) Cl.** **16-06**
- (52) **U.S. Cl.** **D16/314**
- (58) **Field of Classification Search** D16/101, D16/300-342; D29/109, 110; D24/110.2; 351/41, 44, 45, 46, 51, 52, 61, 62, 92, 103-123, 351/130, 140, 153, 158, 138; 2/13, 15, 426-432, 2/441, 434-437, 447-449; D21/483, 659-661
See application file for complete search history.

References Cited

U.S. PATENT DOCUMENTS

2,354,772 A	8/1944	Prange	
5,929,967 A	7/1999	Conner	
D423,555 S	4/2000	Conner	
D425,541 S	5/2000	Polland	
6,099,119 A *	8/2000	Kim	351/103
D436,613 S	1/2001	Chao	
6,199,981 B1	3/2001	Chao	
D444,805 S	7/2001	Tiberghien	
D464,982 S	10/2002	Thixton et al.	



D624,954 S	10/2010	Yoshikawa	
D629,830 S	12/2010	Markovitz	
D631,084 S	1/2011	Phillips	
D633,551 S	3/2011	Zoonens	
D634,349 S	3/2011	Fuchs	
0,634,773 A1	3/2011	Fuchs	
D635,178 S	3/2011	Fuchs	
2002/0080325 A1	6/2002	Xiang	
2003/0025871 A1	2/2003	Masunaga	
2003/0071962 A1*	4/2003	Nishihara	351/110
2003/0133071 A1	7/2003	Ahn	
2004/0223114 A1*	11/2004	Park	351/110

OTHER PUBLICATIONS

- U.S. Appl. No. 29/246,908, filed May 19, 2006, Raile. U.S. Appl. No. 29/249,568, filed Oct. 12, 2006, Raile.
- U.S. Appl. No. 11/627,882, filed Jan. 26, 2007, Raile.
- U.S. Appl. No. 29/279,329, filed Apr. 26, 2007, Raile.
- U.S. Appl. No. 11/838,174, filed Aug. 13, 2007, Raile.
- U.S. Appl. No. 29/283,411, filed Aug. 13, 2007, Raile.
- U.S. Appl. No. 29/297,463, filed Nov. 12, 2007, Raile.
- U.S. Appl. No. 29/303,907, filed Feb. 20, 2008, Raile.
- U.S. Appl. No. 29/341,154, filed Jul. 31, 2009, Raile.
- U.S. Appl. No. 29/341,138, filed Jul. 31, 2009, Raile.
- U.S. Appl. No. 29/341,141, filed Jul. 31, 2009, Raile.
- U.S. Appl. No. 29/341,144, filed Jul. 31, 2009, Raile.
- U.S. Appl. No. 29/341,146, filed Jul. 31, 2009, Raile.
- U.S. Appl. No. 29/341,148, filed Jul. 31, 2009, Raile.
- U.S. Appl. No. 29/341,152, filed Jul. 31, 2009, Raile.
- Bloomington's catalog, p. 29, Mar. 10, 2003.
- Sunglass Hut, p. 11, 2001.
- America Online Computer Eyewear, circa Apr. 2002, 1 page.
- I. Line Precision Reading Eyewear, circa Apr. 2002, 1 page.
- Insight Pocket Size Readers, circa Aug. 2002, 1 page.
- Transparent Eyeglass Case, Insight Eyeworks, circa 2002, 1 page.
- U.S. Appl. No. 29/246,911, mailed Jan. 30, 2008, Office Action.
- U.S. Appl. No. 29/246,911, mailed Jul. 1, 2008, Office Action.
- U.S. Appl. No. 29/246,911, mailed Nov. 6, 2008, Notice of Allowance.
- U.S. Appl. No. 29/207,865, mailed Mar. 6, 2006, Notice of Allowance.
- U.S. Appl. No. 29/249,568, mailed Aug. 11, 2008, Office Action.
- U.S. Appl. No. 29/249,568, mailed Feb. 12, 2009, Office Action.
- U.S. Appl. No. 29/341,141, mailed Sep. 29, 2010, Office Action.
- U.S. Appl. No. 29/341,141, mailed Aug. 15, 2011, Notice of Allowance.
- U.S. Appl. No. 29/341,138, mailed Aug. 29, 2011, Office Action.
- U.S. Appl. No. 29/341,144, mailed Aug. 30, 2011, Office Action.
- U.S. Appl. No. 29/341,146, mailed Aug. 29, 2011, Office Action.
- U.S. Appl. No. 29/341,148, mailed Aug. 29, 2011, Office Action.
- U.S. Appl. No. 29/341,152, mailed Aug. 30, 2011, Office Action.
- U.S. Appl. No. 29/341,154, mailed Aug. 30, 2011, Office Action.
- U.S. Appl. No. 29/341,138, mailed Dec. 5, 2011, Notice of Allowance.
- U.S. Appl. No. 29/341,141, mailed Nov. 22, 2011, Notice of Allowance.
- U.S. Appl. No. 29/341,144, mailed Dec. 6, 2011, Notice of Allowance.
- U.S. Appl. No. 29/341,146, mailed Dec. 5, 2011, Notice of Allowance.
- U.S. Appl. No. 29/341,148, mailed Dec. 5, 2011, Notice of Allowance.
- U.S. Appl. No. 29/341,152, mailed Dec. 7, 2011, Notice of Allowance.
- U.S. Appl. No. 29/341,154, mailed Dec. 6, 2011, Notice of Allowance.

* cited by examiner

Primary Examiner — Raphael Barkai
Assistant Examiner — Randall Gholson

(74) *Attorney, Agent, or Firm* — Workman Nydegger

(57) **CLAIM**

The ornamental design for eyeglasses, as shown and described.

DESCRIPTION

FIG. 1 is a top perspective view of the eyeglasses in accordance with a preferred embodiment of the present invention; FIG. 2 is a front elevational view of the eyeglasses as shown in FIG. 1;

FIG. 3 is a back elevational view of the eyeglasses as shown in FIG. 1;

FIG. 4 is a right side elevational view of the eyeglasses as shown in FIG. 1, with the left side elevational view being a mirror image thereof;

FIG. 5 is a top plan view of the eyeglasses shown in FIG. 1; and

FIG. 6 is a bottom plan view of the eyeglasses as shown in FIG. 1.

FIG. 7 is a top perspective view of the eyeglasses in accordance with a preferred embodiment of the present invention; FIG. 8 is a front elevational view of the eyeglasses as shown in FIG. 7;

FIG. 9 is a back elevational view of the eyeglasses as shown in FIG. 7;

FIG. 10 is a right side elevational view of the eyeglasses as shown in FIG. 7, with the left side elevational view being a mirror image thereof;

FIG. 11 is a top plan view of the eyeglasses shown in FIG. 7; and

FIG. 12 is a bottom plan view of the eyeglasses as shown in FIG. 7.

FIG. 13 is a top perspective view of the eyeglasses in accordance with a preferred embodiment of the present invention; FIG. 14 is a front elevational view of the eyeglasses as shown in FIG. 13;

FIG. 15 is a back elevational view of the eyeglasses as shown in FIG. 13;

FIG. 16 is a right side elevational view of the eyeglasses as shown in FIG. 13, with the left side elevational view being a mirror image thereof;

FIG. 17 is a top plan view of the eyeglasses shown in FIG. 13; and

FIG. 18 is a bottom plan view of the eyeglasses as shown in FIG. 13.

FIG. 19 is a top perspective view of the eyeglasses in accordance with a preferred embodiment of the present invention; FIG. 20 is a front elevational view of the eyeglasses as shown in FIG. 19;

FIG. 21 is a back elevational view of the eyeglasses as shown in FIG. 19;

FIG. 22 is a right side elevational view of the eyeglasses as shown in FIG. 19, with the left side elevational view being a mirror image thereof;

FIG. 23 is a top plan view of the eyeglasses shown in FIG. 19; and

FIG. 24 is a bottom plan view of the eyeglasses as shown in FIG. 19.

FIG. 25 is a top perspective view of the eyeglasses in accordance with a preferred embodiment of the present invention; FIG. 26 is a front elevational view of the eyeglasses as shown in FIG. 25;

FIG. 27 is a back elevational view of the eyeglasses as shown in FIG. 25;

FIG. **28** is a right side elevational view of the eyeglasses as shown in FIG. **25**;

FIG. **29** is a top plan view of the eyeglasses shown in FIGS. **25**; and,

FIG. **30** is a bottom plan view of the eyeglasses as shown in FIG. **25**.

The depicted contrast in shading represents a contrast in appearance via color, namely, blue, green, red or pink, yellow or gold and brown.

The broken lines are for illustrative purposes only and form no part of the claimed design.

1 Claim, 20 Drawing Sheets

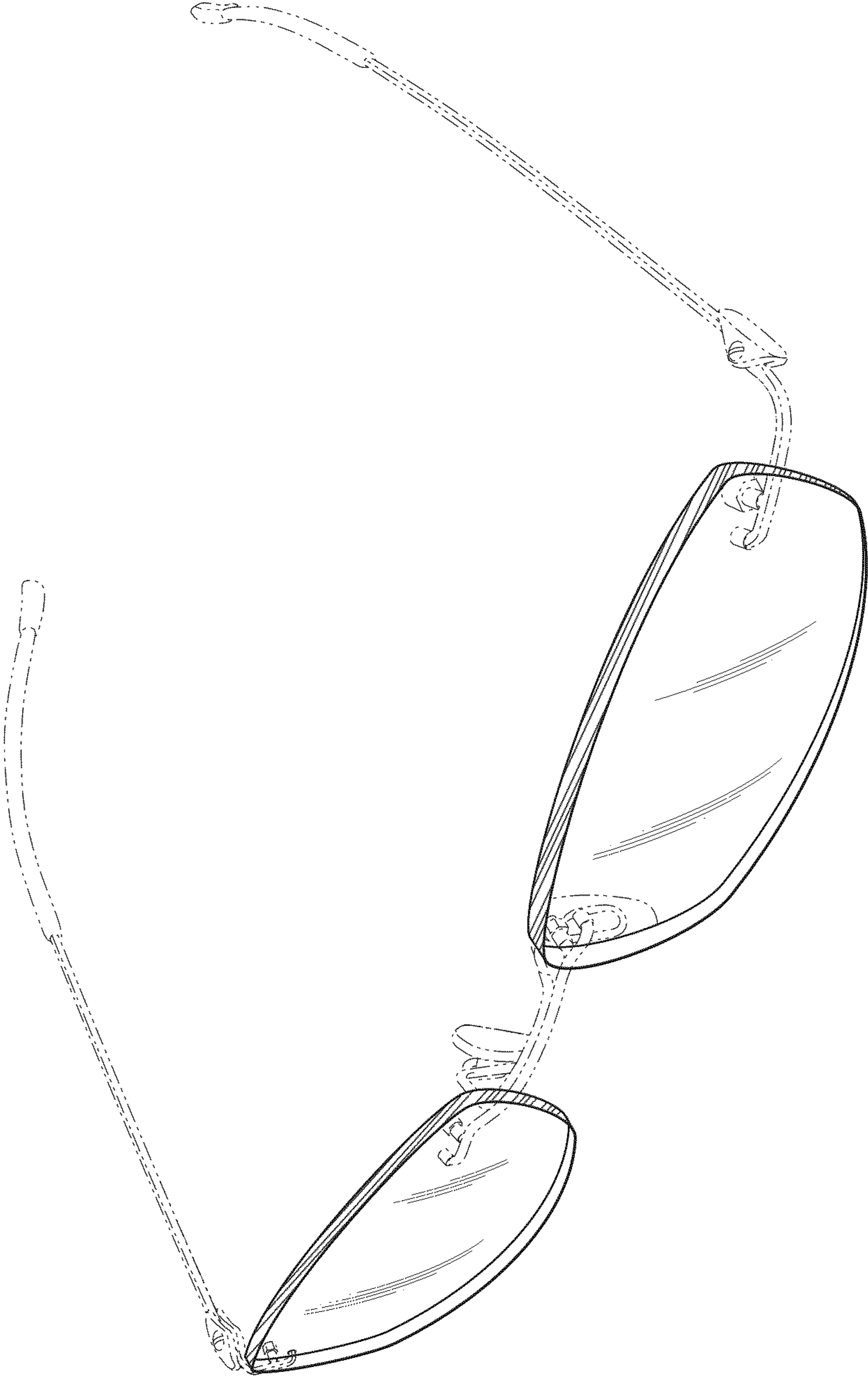


FIG. 1

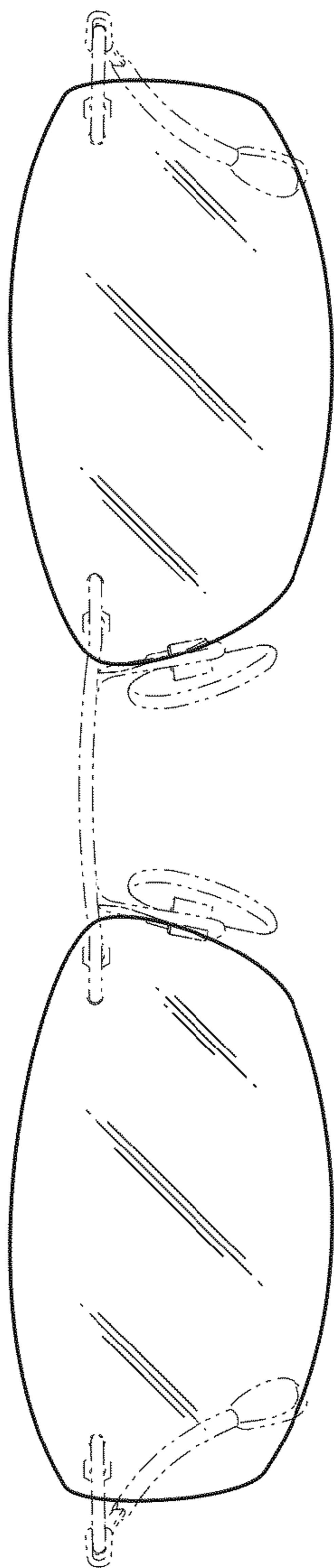


FIG. 2

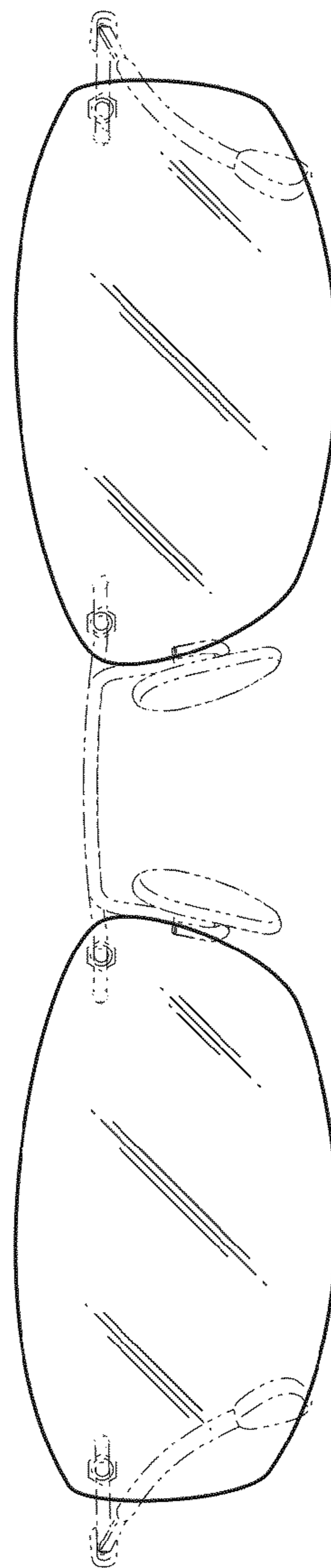


FIG. 3



FIG. 4

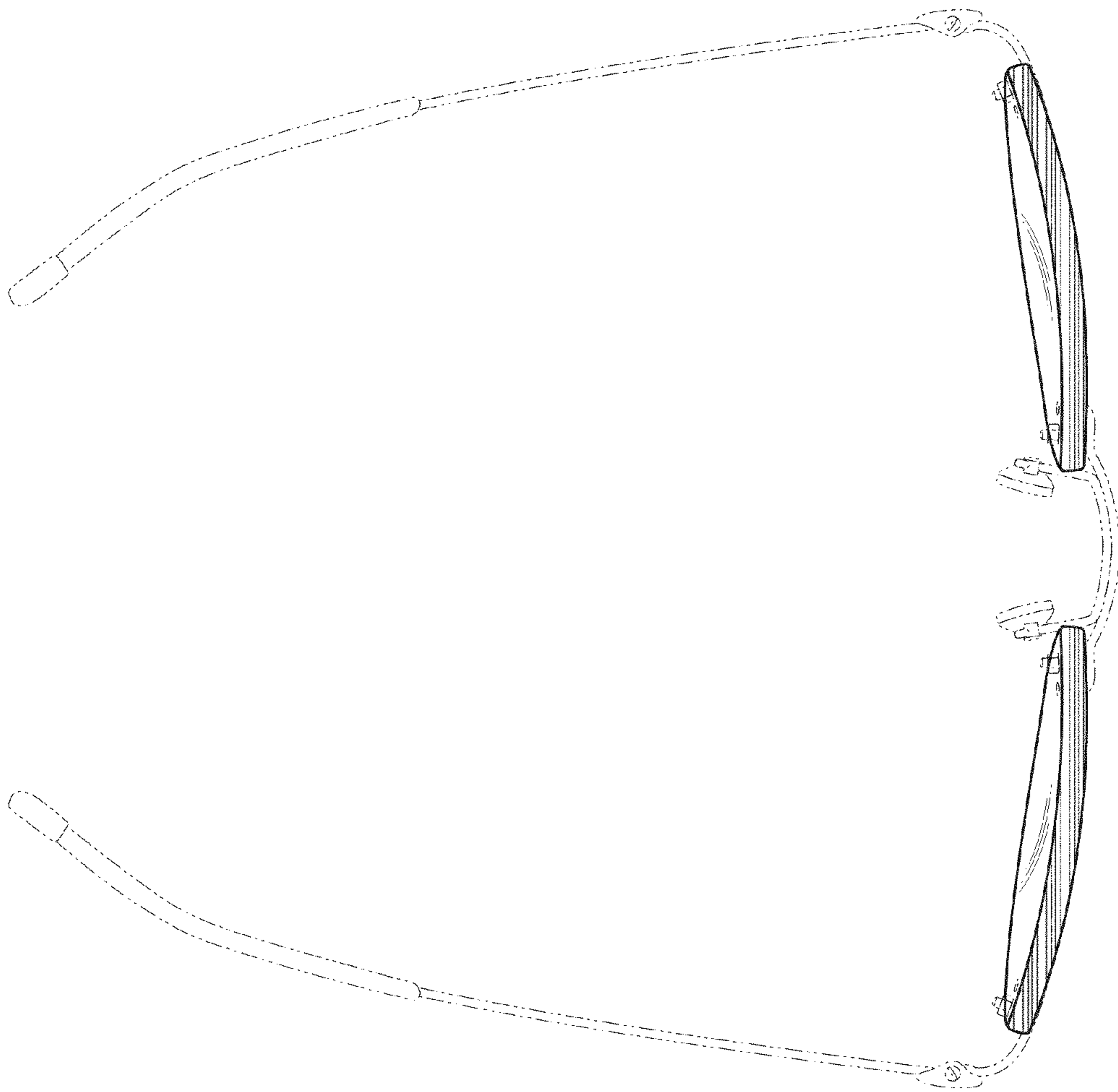


FIG. 5

FIG. 6

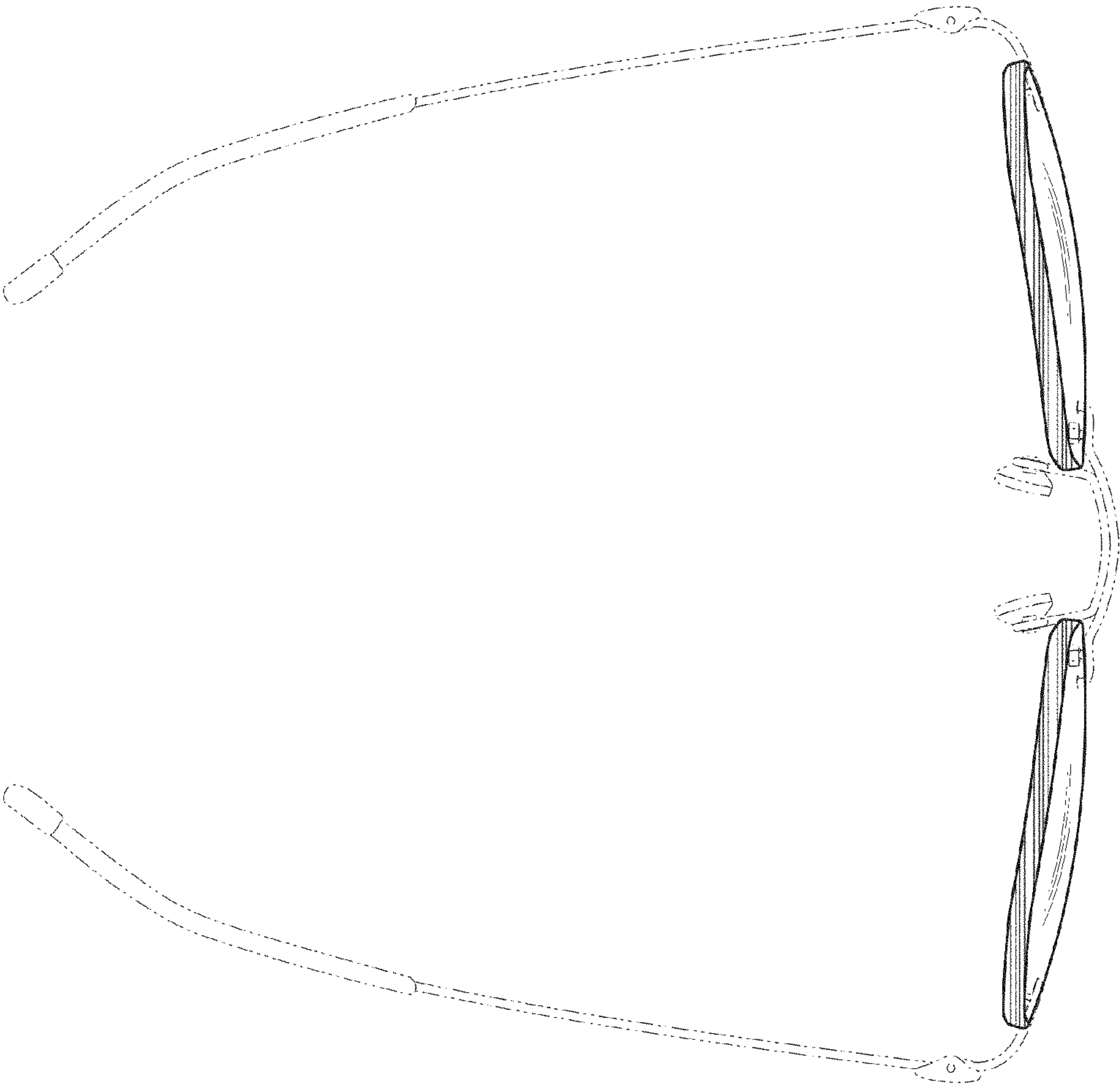




FIG. 7

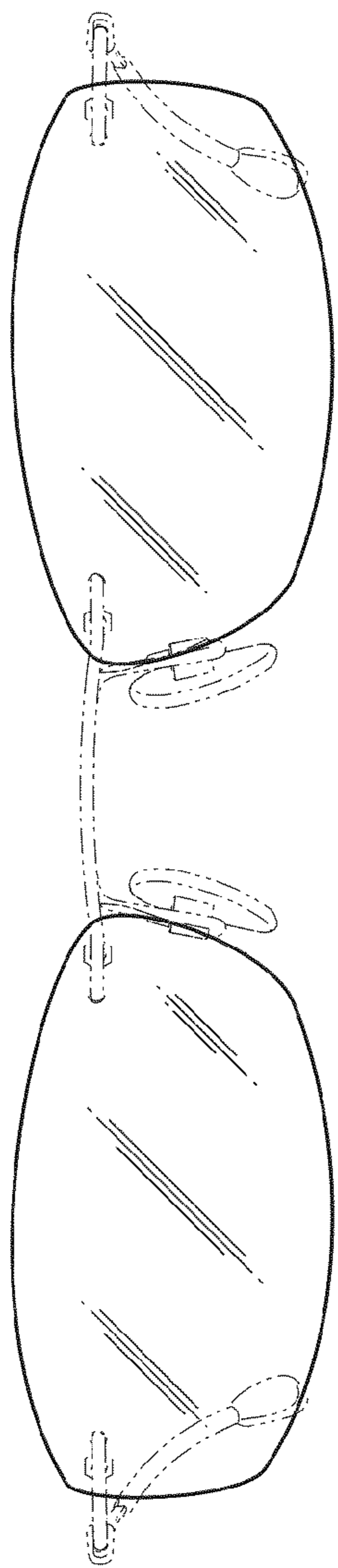


FIG. 8

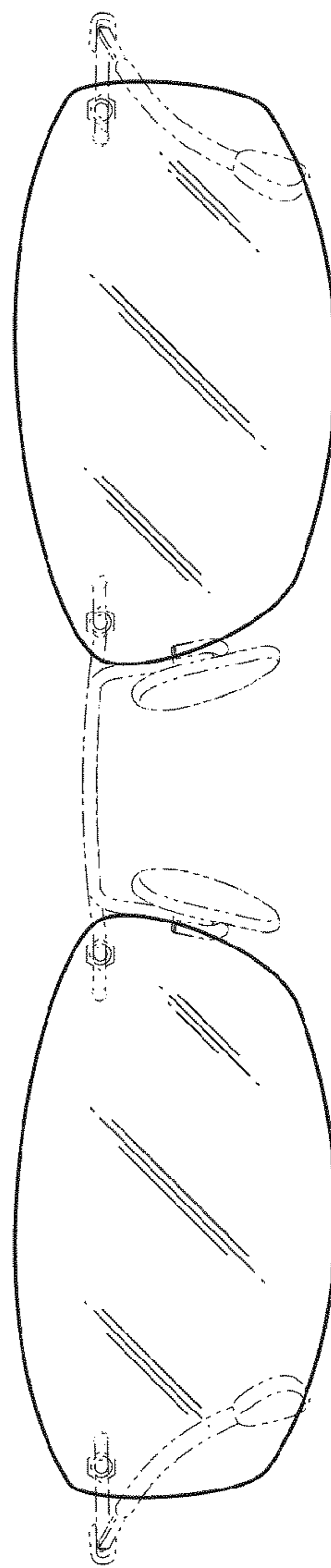


FIG. 9



FIG. 10

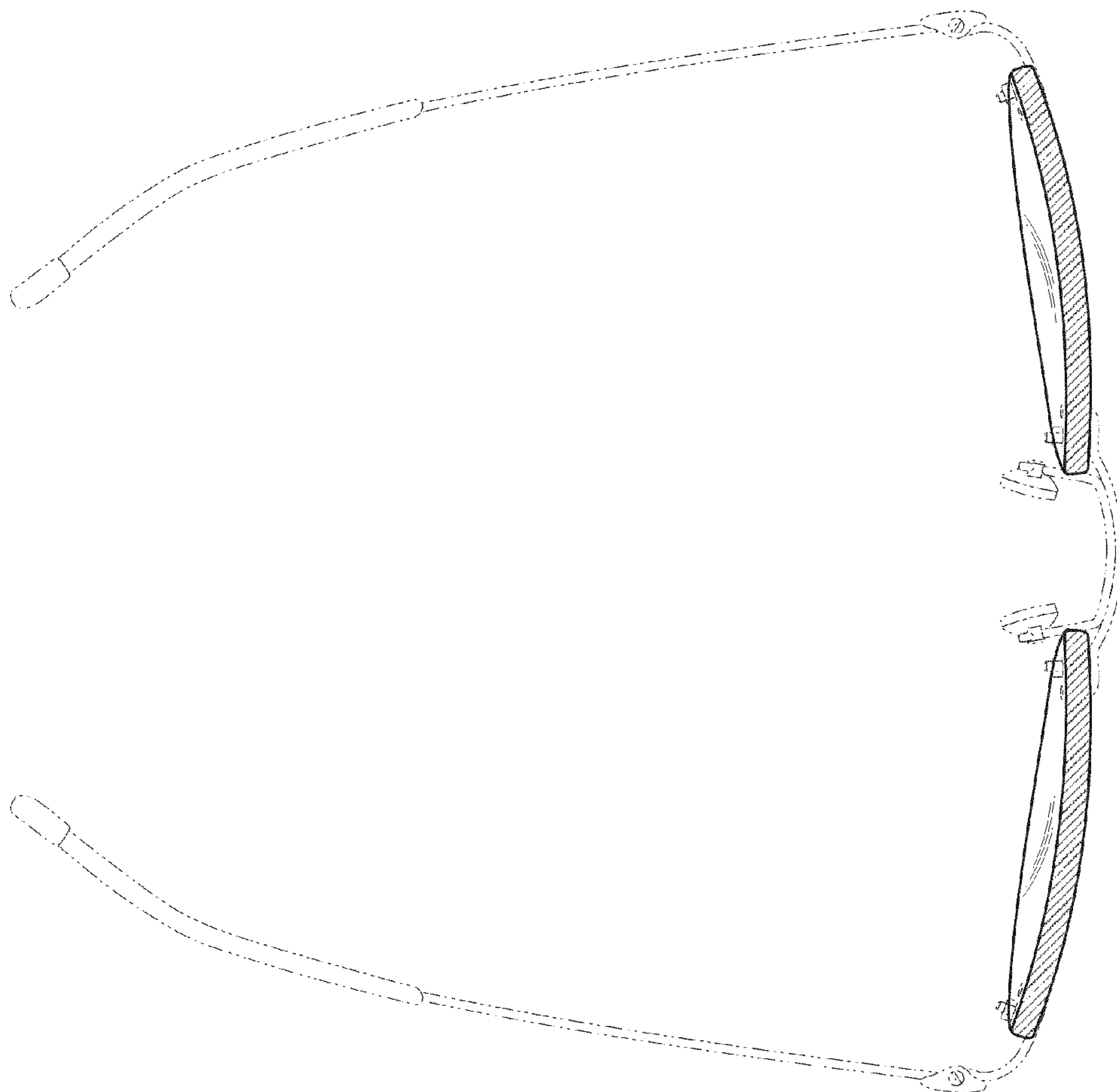


FIG. 11

FIG. 12

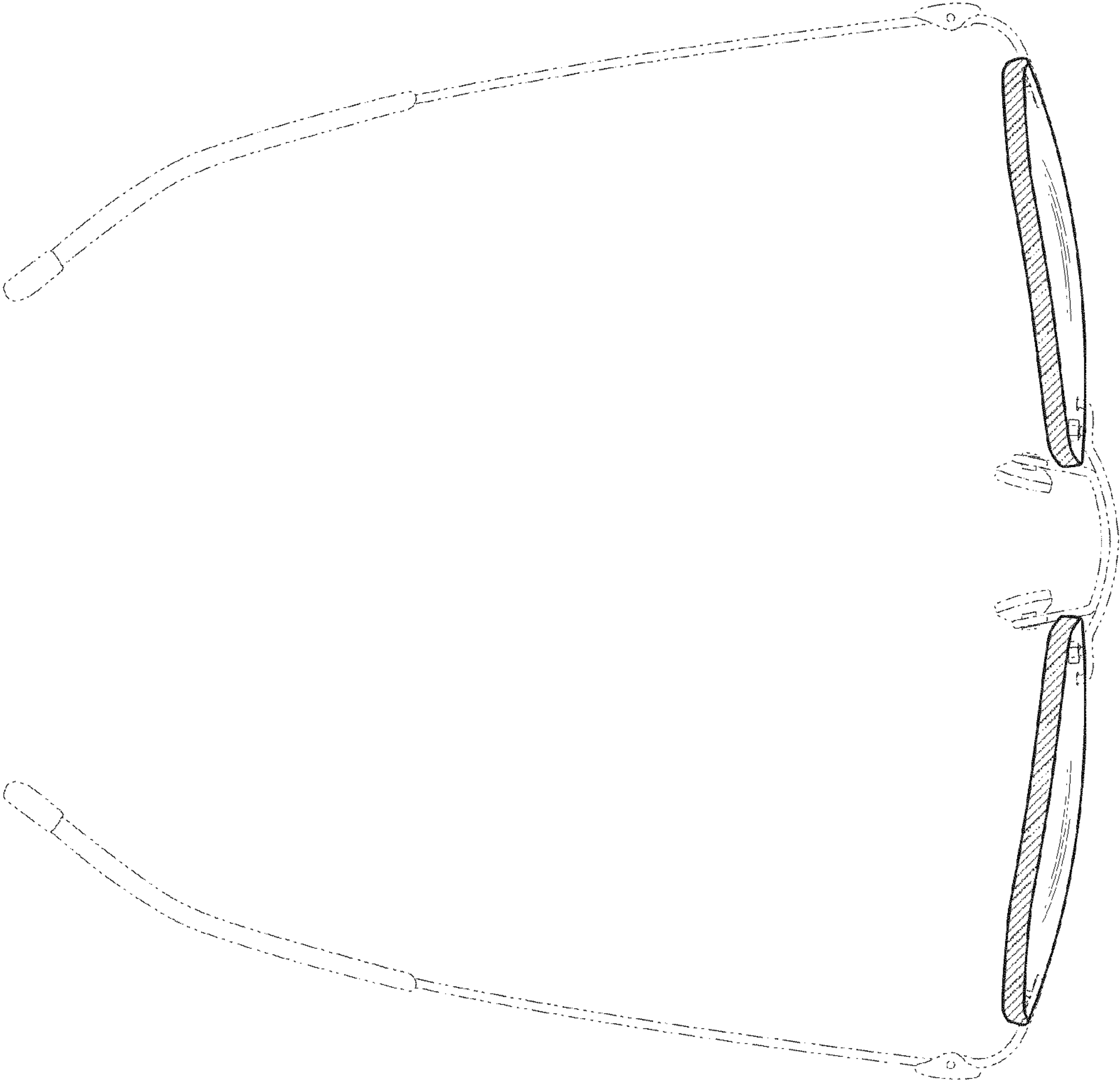




FIG. 13

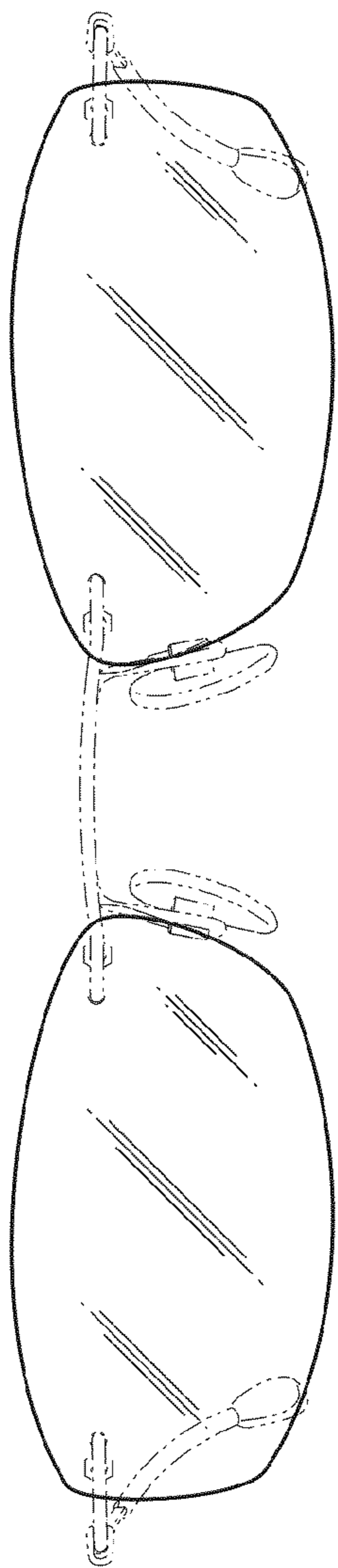


FIG. 14

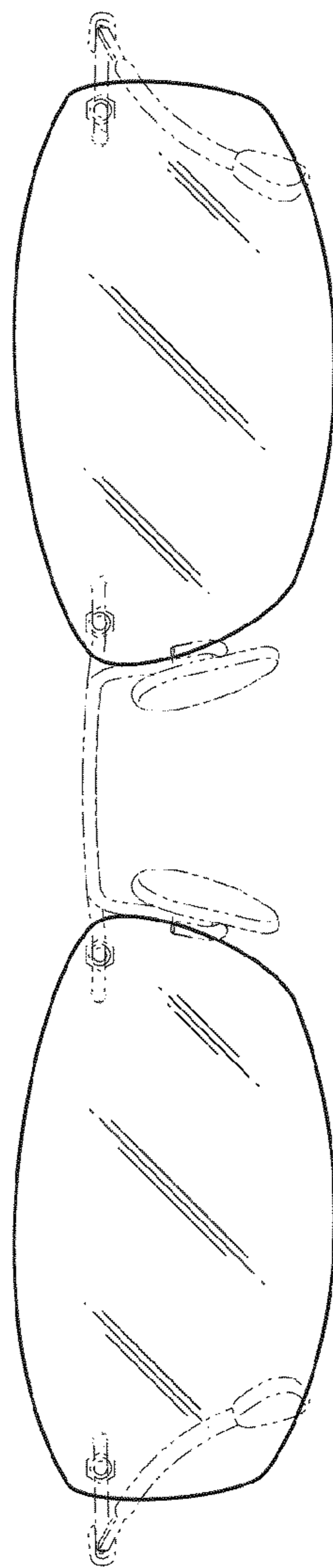


FIG. 15



FIG. 16

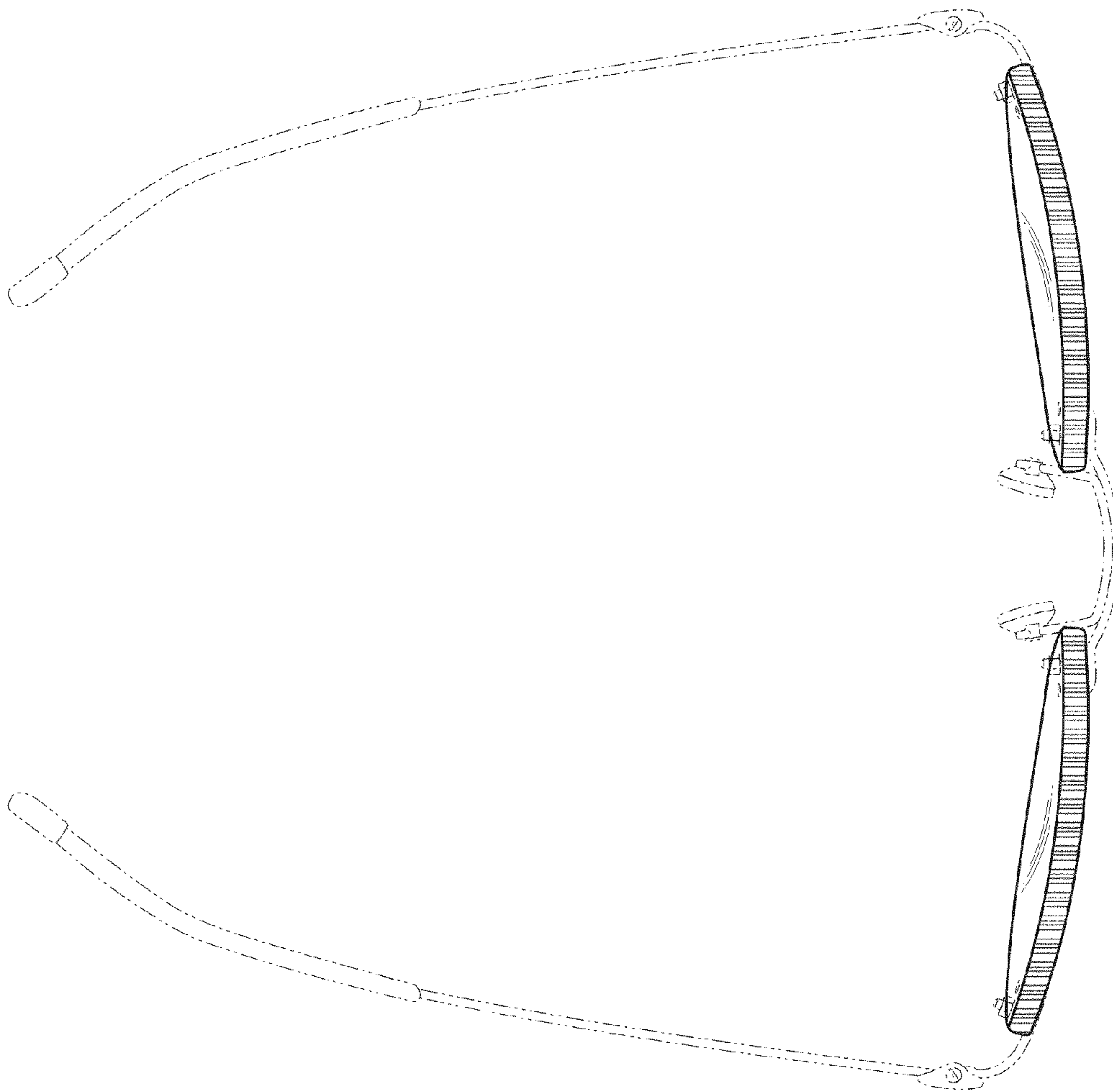


FIG. 17

FIG. 18

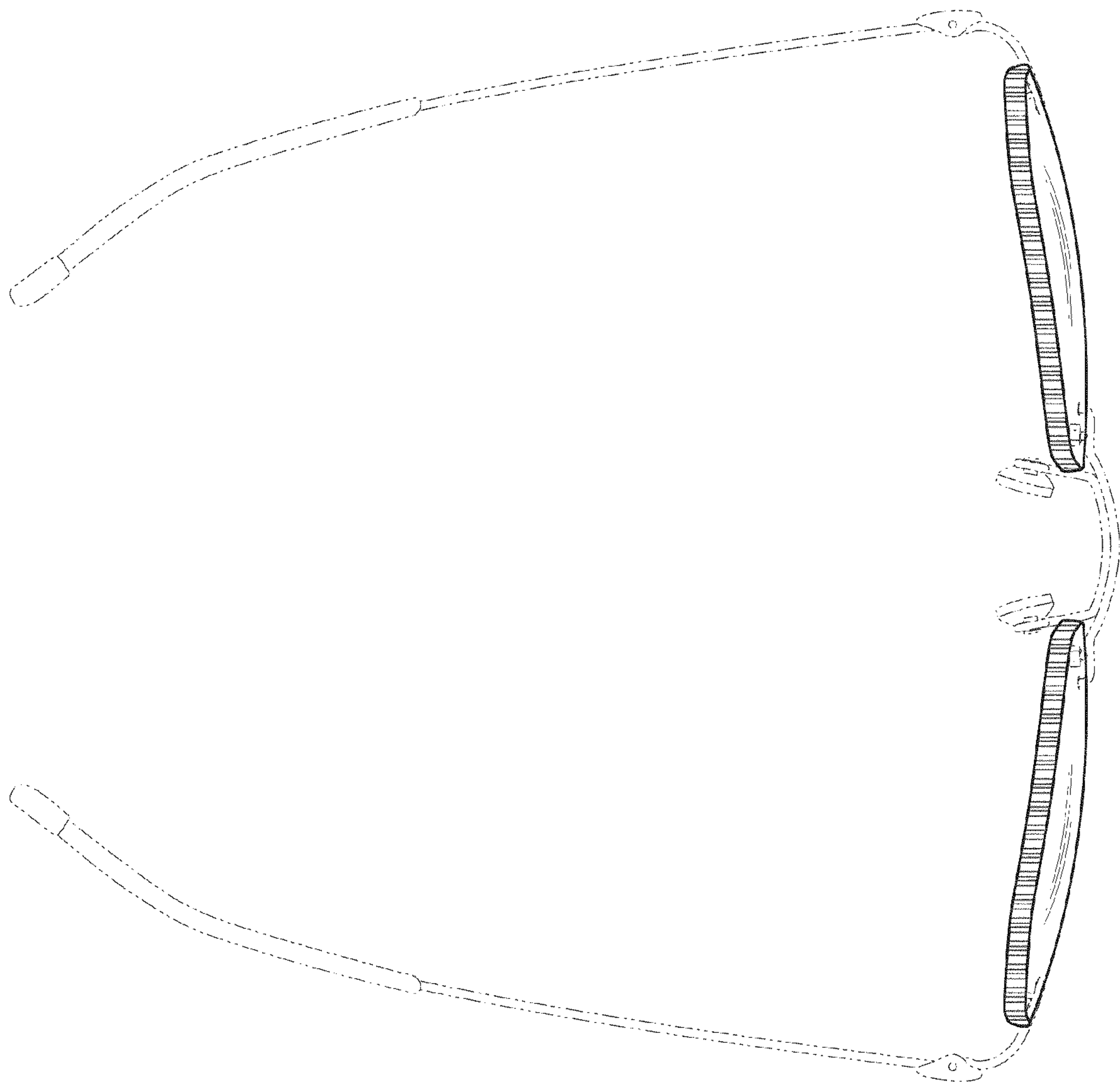




FIG. 19

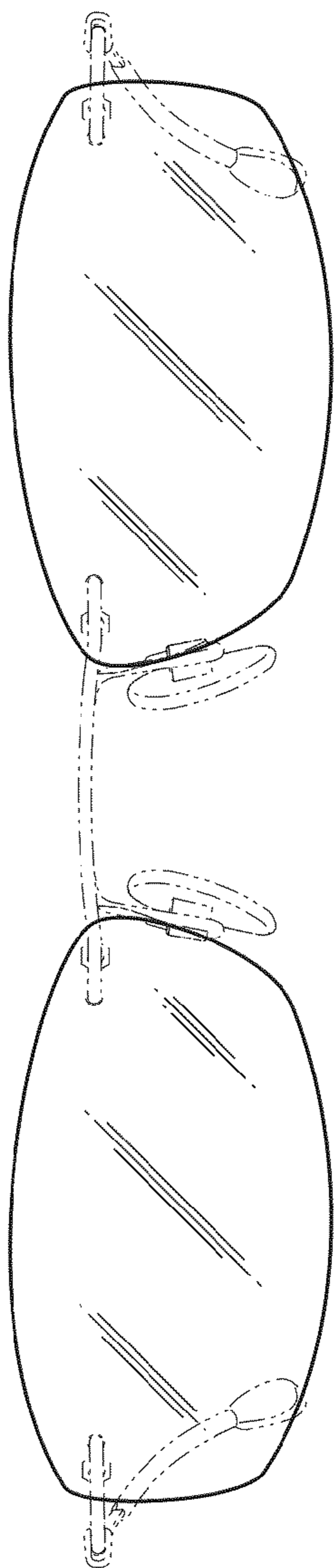


FIG. 20

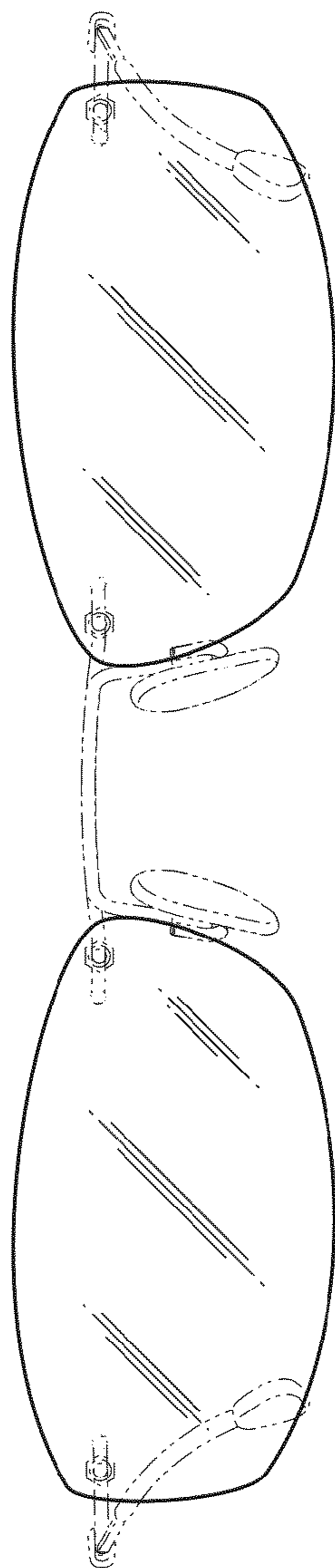


FIG. 21




FIG. 22

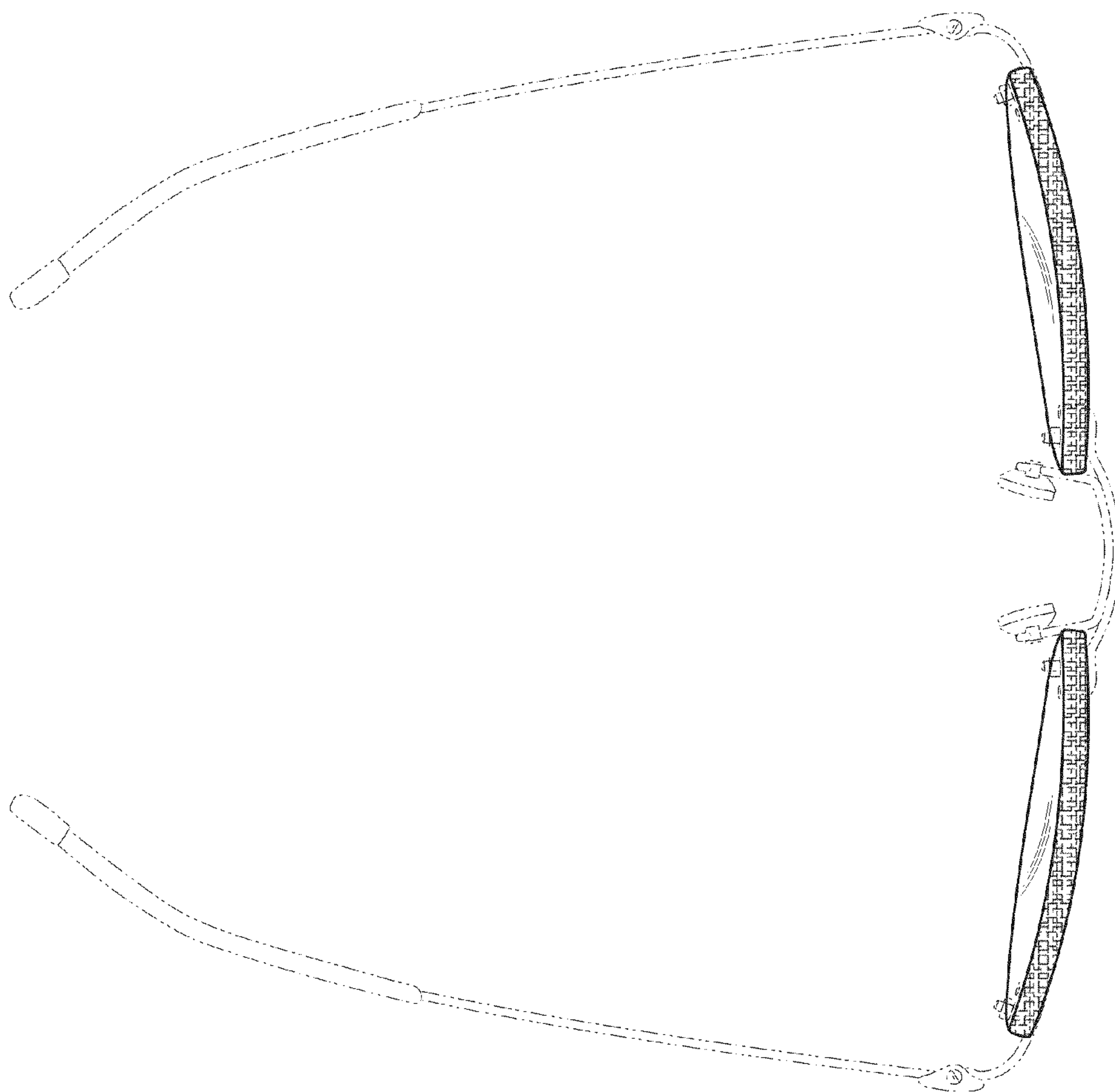


FIG. 23

FIG. 24

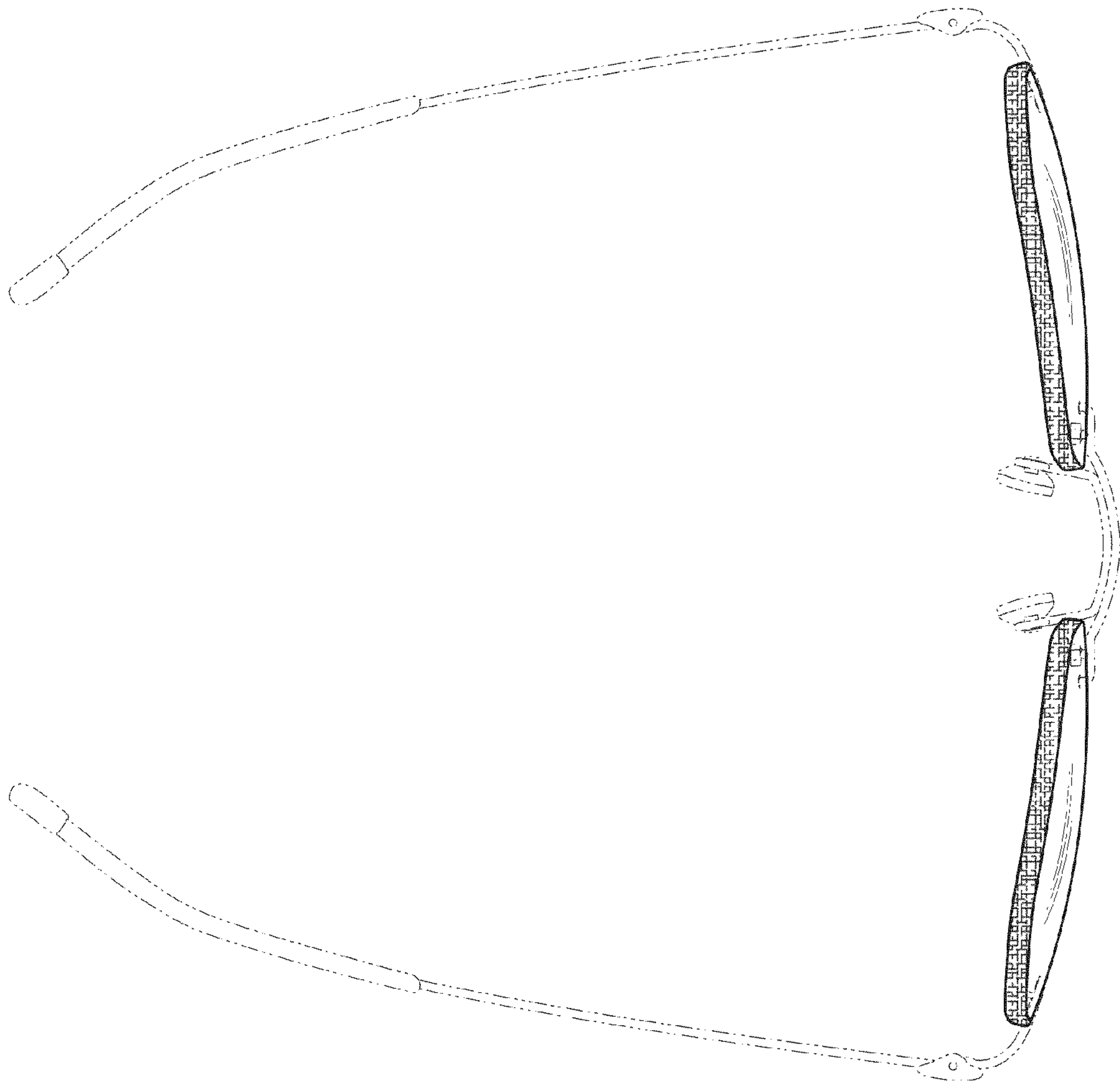




FIG. 25

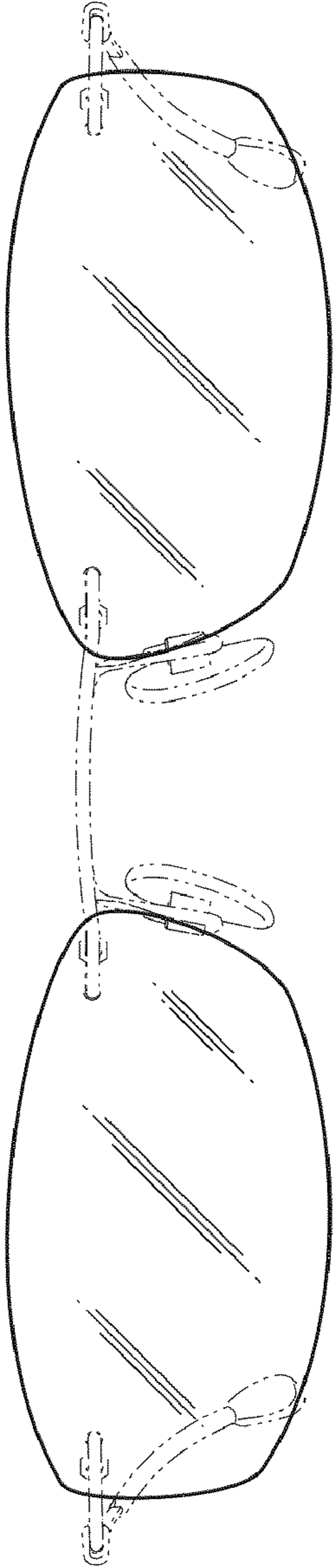


FIG. 26

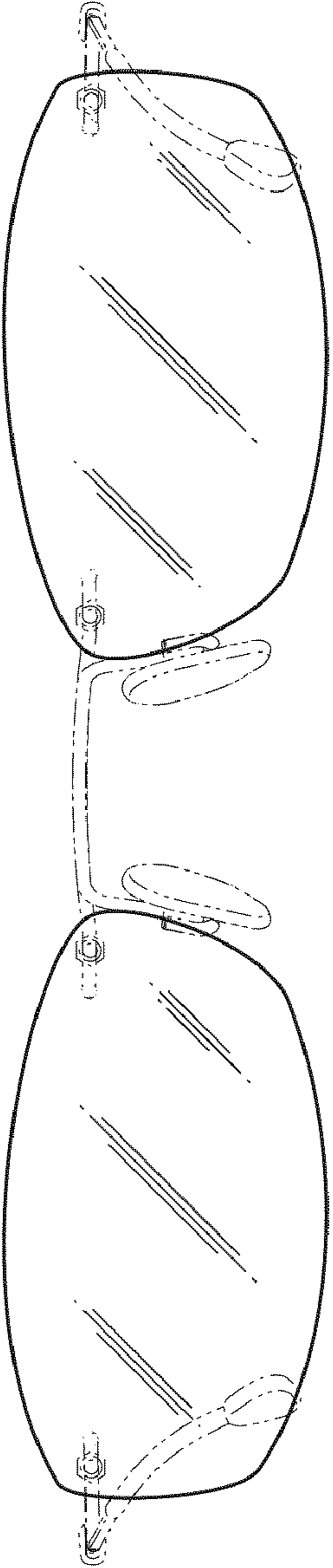


FIG. 27




FIG. 28

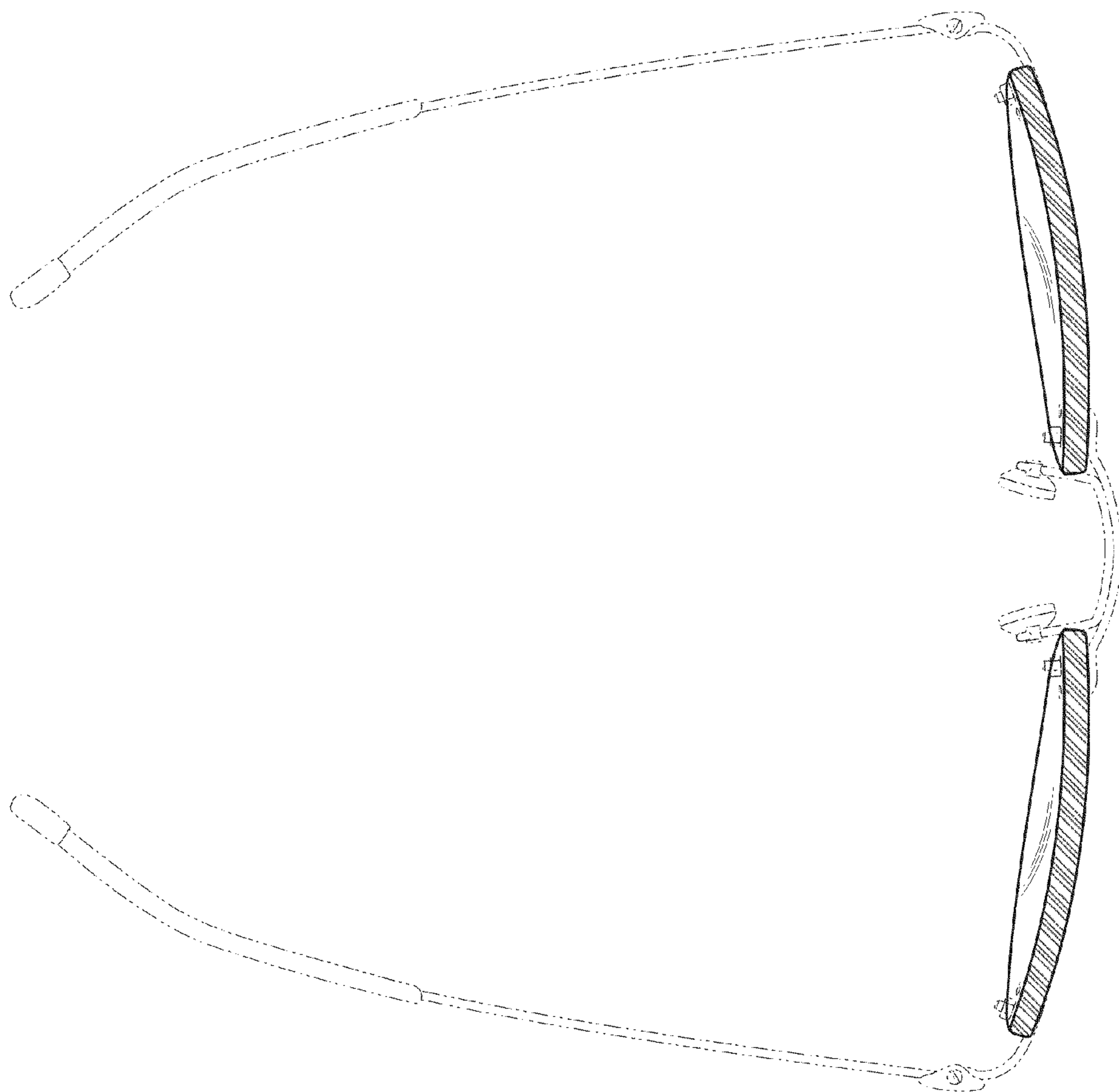
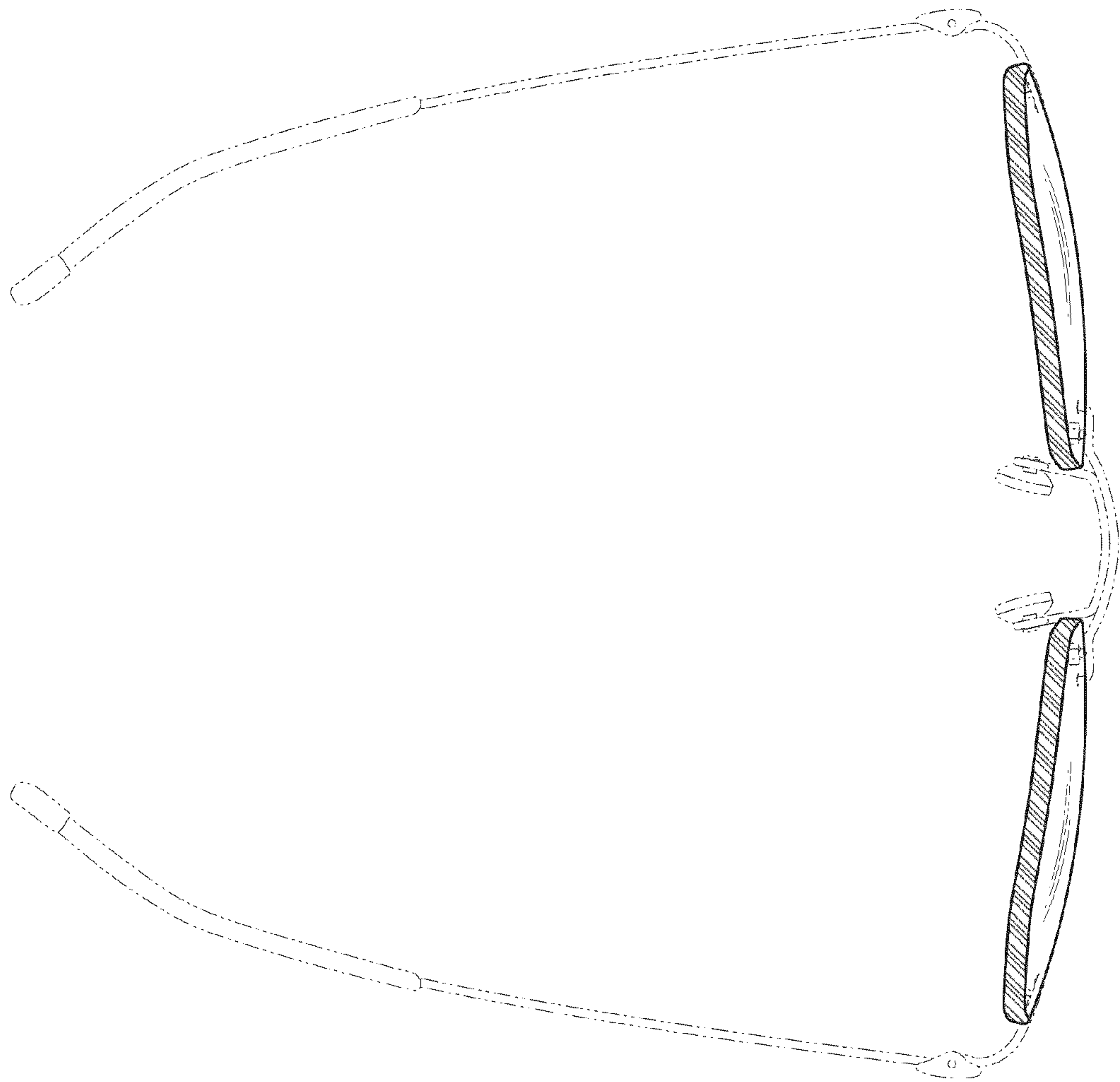


FIG. 29

FIG. 30



UNITED STATES PATENT AND TRADEMARK OFFICE
CERTIFICATE OF CORRECTION

PATENT NO. : D659,743 S
APPLICATION NO. : 29/341140
DATED : May 15, 2012
INVENTOR(S) : Bruce Raile

Page 1 of 1

It is certified that error appears in the above-identified patent and that said Letters Patent is hereby corrected as shown below:

Title Page, Right-hand Column

Line 52, change "0,604,755 A1" to -- D604,755 A1 --

Title Page 3, Left-hand Column

Line 2, change "shown in FIG. 25;" to -- as shown in FIG. 25, with the left side elevational view being a mirror image thereof; --

Signed and Sealed this
Eighteenth Day of February, 2014



Michelle K. Lee
Deputy Director of the United States Patent and Trademark Office