



US00D659728S

(12) **United States Design Patent**  
**Mueller**

(10) **Patent No.:** **US D659,728 S**

(45) **Date of Patent:** **\*\* May 15, 2012**

(54) **LASER MACHINE WITH CLOSED DOOR**

(75) Inventor: **Robert Mueller**, Roth (DE)

(73) Assignee: **TRUMPF Inc.**, Farmington, CT (US)

(\*\*) Term: **14 Years**

(21) Appl. No.: **29/367,797**

(22) Filed: **Aug. 13, 2010**

(51) **LOC (9) Cl.** ..... **15-09**

(52) **U.S. Cl.** ..... **D15/122**

(58) **Field of Classification Search** ..... D15/122,  
D15/127; 219/121.6–121.86; 364/474.08;  
372/9, 19, 29, 92, 99, 107–109

See application file for complete search history.

(56) **References Cited**

**U.S. PATENT DOCUMENTS**

D419,573 S	1/2000	Kawahara et al.	
D424,584 S *	5/2000	Kawahara et al.	D15/122
D464,363 S	10/2002	Saito et al.	
D489,077 S *	4/2004	Bloch	D15/127
D518,497 S *	4/2006	Muraoka et al.	D15/199
D614,211 S *	4/2010	De Vries et al.	D15/122

**FOREIGN PATENT DOCUMENTS**

EM	000947241-0001	7/2008
EM	000947241-0002	7/2008
EM	000947241-0003	7/2008
EM	000947241-0004	7/2008
EM	000947241-0005	7/2008
EM	000947241-0006	7/2008
EM	000947241-0007	7/2008

EM	000947241-0008	7/2008
EM	000947241-0009	7/2008
EM	000947241-0010	7/2008
EM	000947241-0011	7/2008
EM	000947241-0012	7/2008

**OTHER PUBLICATIONS**

Images of TruLaser 1030 at pp. 1, 3 and 5 of “TruLaser 1030: Laser cutting for less”, published by TRUMPF Inc., Farmington, Connecticut, Identification No. 03861361-15-10-09, as presented at the Fabtech International & AWS Welding Show, Nov. 15-18, 2009 in Chicago, Illinois.

\* cited by examiner

*Primary Examiner* — Patricia Palasik

(74) *Attorney, Agent, or Firm* — Michael D. Bednarck

(57) **CLAIM**

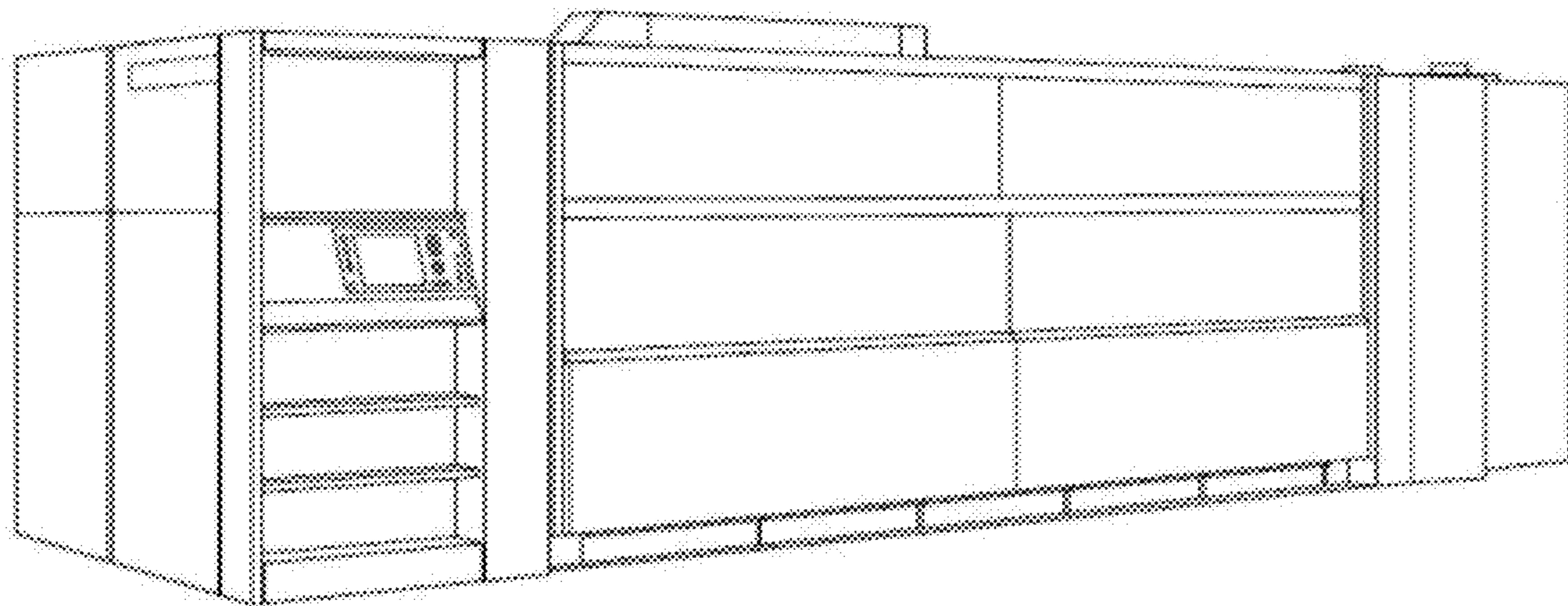
The ornamental design for a laser machine with closed door, as shown and described.

**DESCRIPTION**

FIG. 1 is a front right side perspective view of a laser machine with closed door showing my new design; FIG. 2 is a front elevation view thereof; FIG. 3 is a rear elevation view thereof; FIG. 4 is a left elevation view thereof; FIG. 5 is a right elevation view thereof; and, FIG. 6 is a top plan view thereof.

The broken lines in the drawings depict unclaimed environmental subject matter.

**1 Claim, 6 Drawing Sheets**



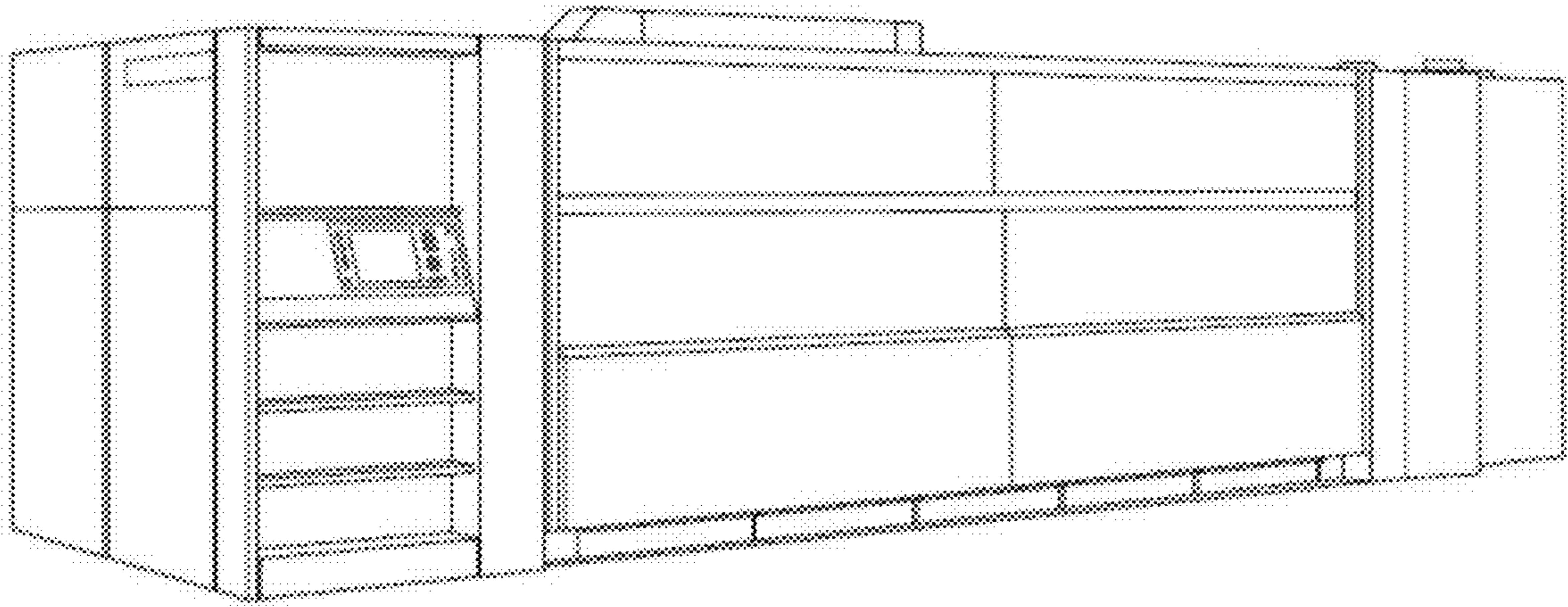


FIGURE 1

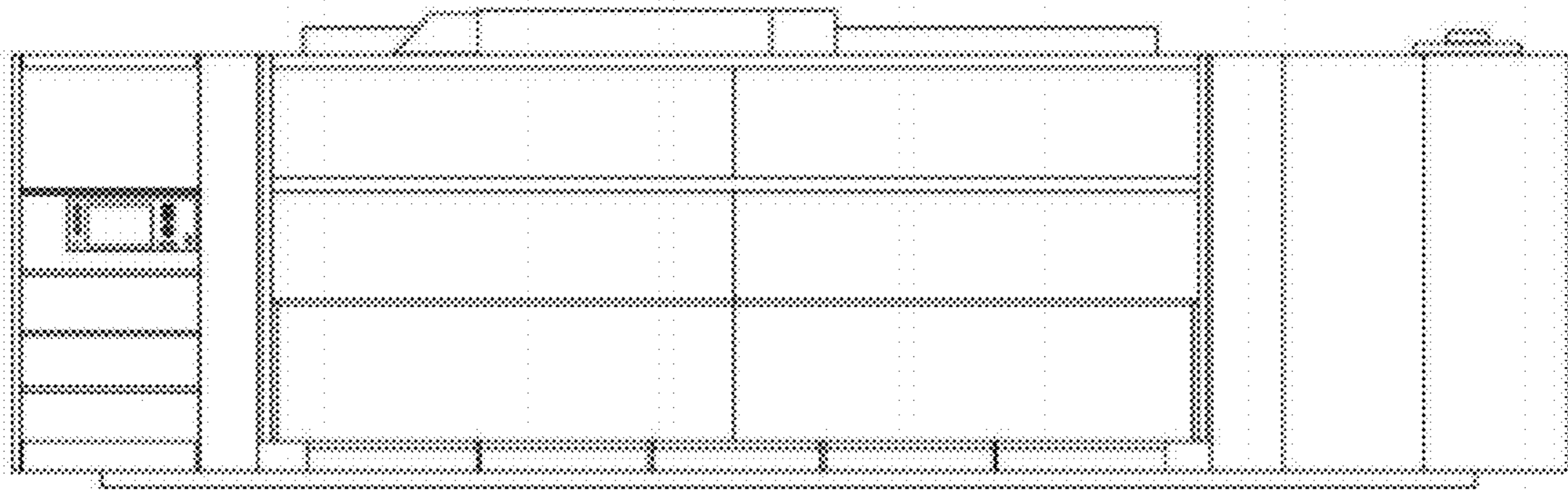


FIGURE 2




FIGURE 3



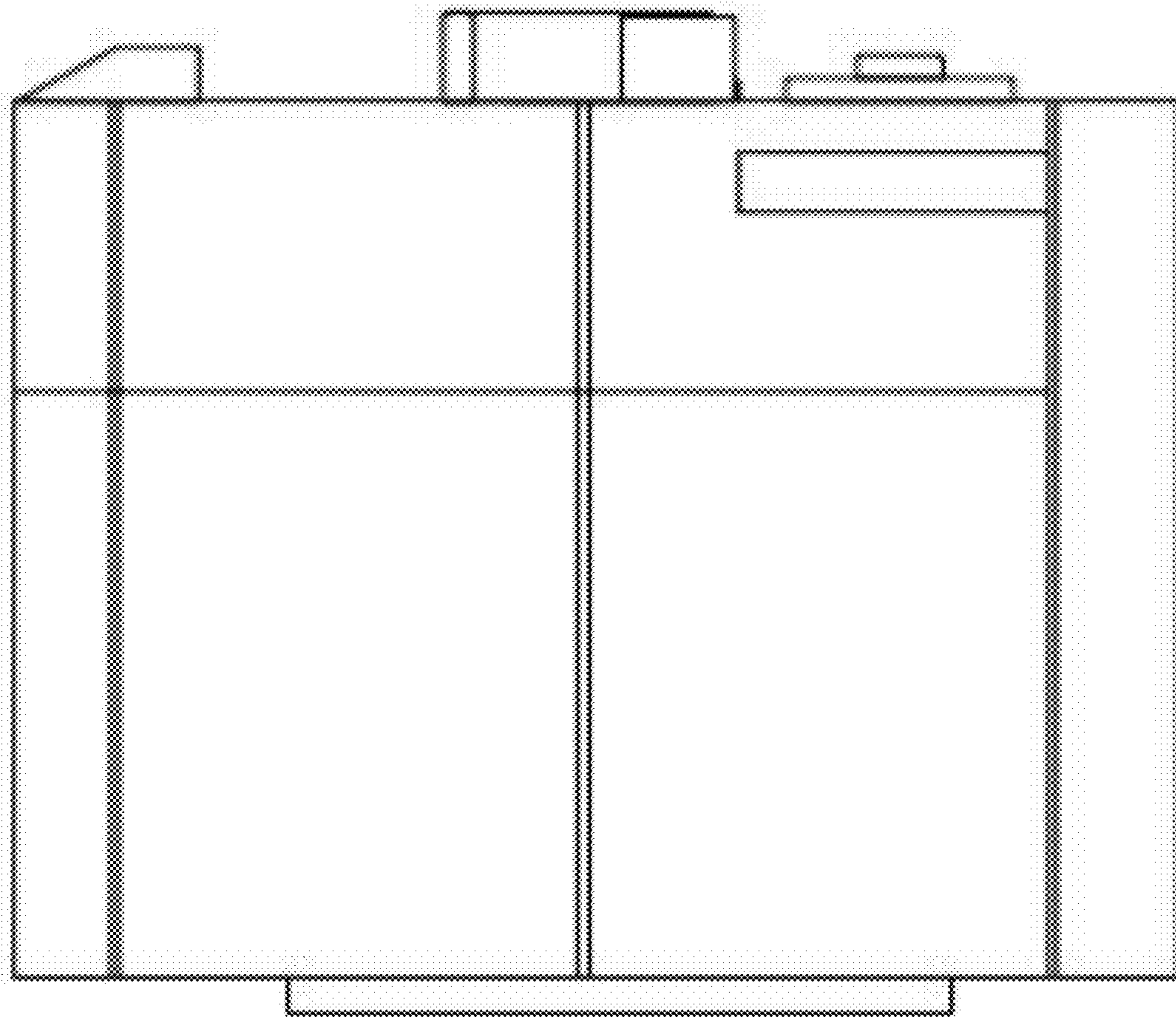


FIGURE 4

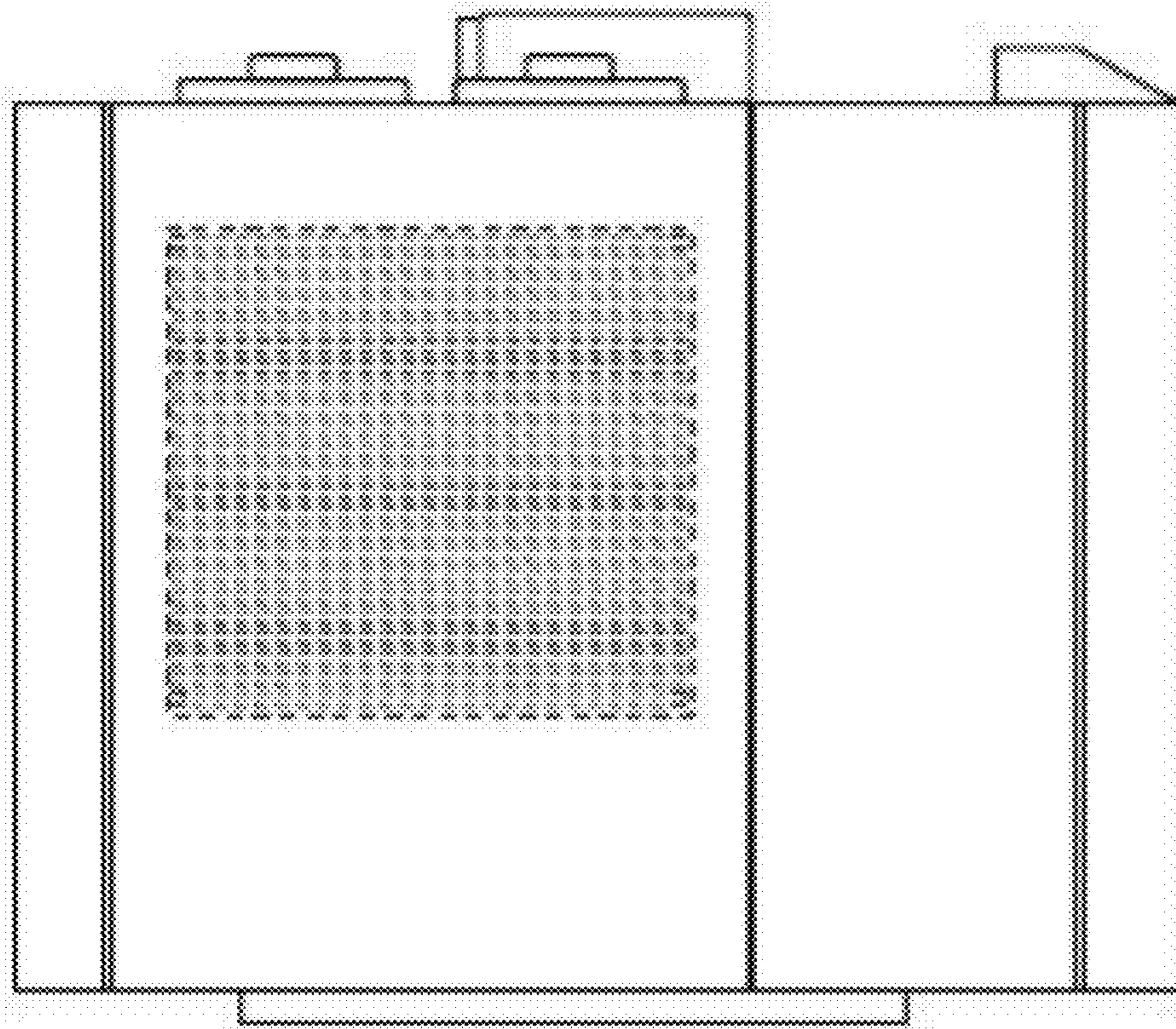


FIGURE 5

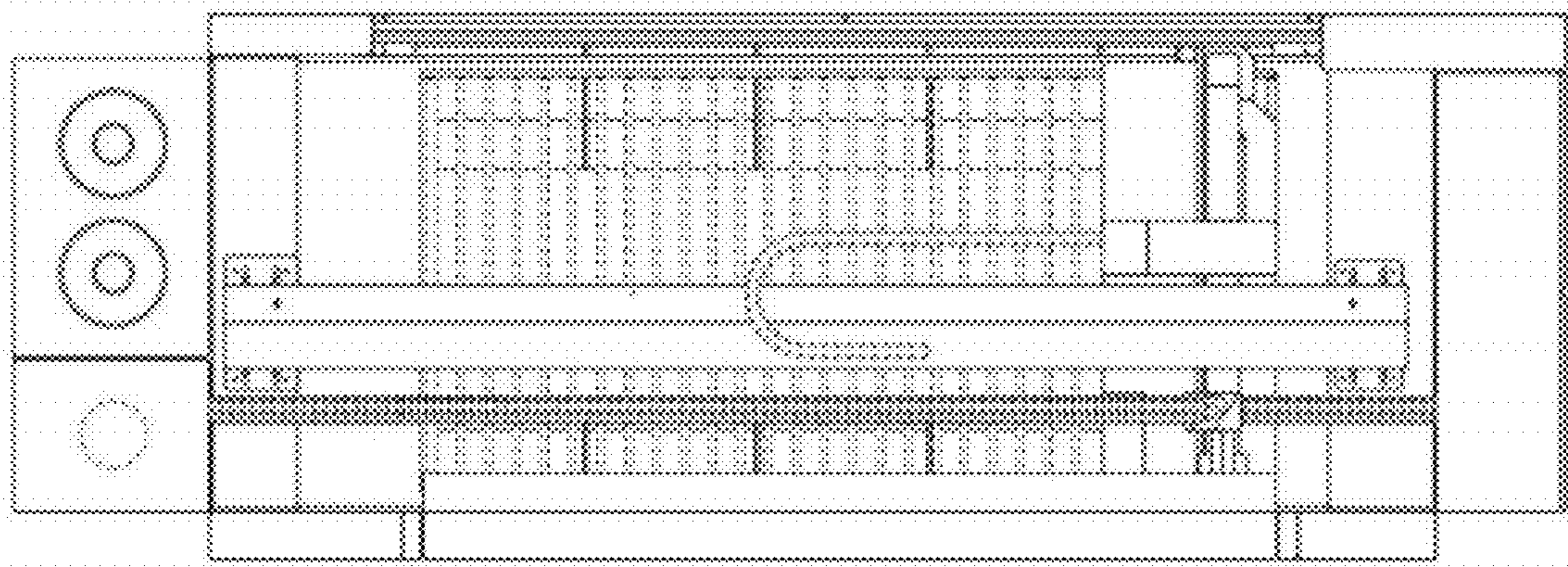


FIGURE 6