



US00D659698S

(12) **United States Design Patent**
Molter

(10) **Patent No.:** **US D659,698 S**
(45) **Date of Patent:** **** May 15, 2012**

(54) **MOUNTING SYSTEM FOR USE WITH AUDIO/VISUAL DEVICES OR THE LIKE**

(75) Inventor: **Daniel E. Molter**, Elmhurst, IL (US)

(73) Assignee: **Peerless Industries, Inc.**, Aurora, IL (US)

(**) Term: **14 Years**

(21) Appl. No.: **29/393,536**

(22) Filed: **Jun. 6, 2011**

(51) **LOC (9) Cl.** **14-02**

(52) **U.S. Cl.** **D14/451**

(58) **Field of Classification Search** D14/448, D14/451, 452, 457, 460, 461, 432, 439, 447, D14/127, 239, 373, 374, 377; D8/349, 354, D8/363, 373, 376, 380; 248/519, 534, 541, 248/58, 125.8, 127, 131, 133, 139, 176.1, 248/176.3, 188.5, 279.1, 333, 917, 918, 919, 248/920, 921, 922, 923, 924; 361/679.02, 361/679.04, 679.05, 679.06, 679.07, 679.09, 361/679.21, 679.22, 679.26, 679.3; 379/454, 379/455; 312/223.3; 348/825

See application file for complete search history.

(56) **References Cited**

U.S. PATENT DOCUMENTS

D486,678	S	*	2/2004	Hightower	D6/510
D497,537	S		10/2004	O'Keene et al.		
6,905,101	B1		6/2005	Dittmer		
D530,595	S		10/2006	Lam		
7,178,775	B2		2/2007	Pfister et al.		
D553,125	S	*	10/2007	Ly Hau et al.	D14/239
D553,483	S		10/2007	Grey		
7,316,379	B1		1/2008	Graham		
D563,416	S	*	3/2008	Bremmon	D14/452
D565,054	S	*	3/2008	Anderson et al.	D14/452
D574,386	S	*	8/2008	Bailo	D14/451
D574,698	S	*	8/2008	Grey et al.	D8/373
7,438,269	B2		10/2008	Pfister et al.		
D586,338	S	*	2/2009	Stenhouse et al.	D14/239

D595,702	S		7/2009	Bremmon et al.		
D614,611	S	*	4/2010	Leung	D14/239
D614,896	S		5/2010	Stifal		
7,722,002	B2		5/2010	O'Keene et al.		
D625,300	S		10/2010	Stifal et al.		
7,823,850	B1		11/2010	Lam et al.		
D628,459	S		12/2010	Minkley et al.		
7,854,415	B2		12/2010	Holbrook et al.		
7,891,622	B1		2/2011	O'Keene		
D633,505	S	*	3/2011	van Alphen et al.	D14/451
D635,130	S		3/2011	Skull et al.		
D640,674	S	*	6/2011	Van Alphen	D14/239
7,963,489	B2		6/2011	O'Keene et al.		

(Continued)

OTHER PUBLICATIONS

U.S. Appl. No. 29/393,535, filed Jun. 6, 2011, Daniel E. Molter.

(Continued)

Primary Examiner — Angela J Lee
(74) *Attorney, Agent, or Firm* — Foley & Lardner LLP

(57) **CLAIM**

I claim the ornamental design for a mounting system for use with audio/visual devices or the like, as shown and described.

DESCRIPTION

FIG. 1 is a perspective view of a mounting system for use with audio/visual devices or the like showing my new design, wherein the break lines indicate that no specific length is being claimed;

FIG. 2 is a front elevational view thereof;

FIG. 3 is a rear elevational view thereof;

FIG. 4 is a right side elevational view thereof;


FIG. 5 is a left side elevational view thereof;

FIG. 6 is a top plan view thereof; and,

FIG. 7 is a bottom plan view thereof.

The ornamental design which is claimed is shown in solid lines in the drawings. The broken lines in the drawings are for illustrative purposes only and form no part of the claimed design.

1 Claim, 4 Drawing Sheets



US D659,698 S

Page 2

U.S. PATENT DOCUMENTS

D643,421 S * 8/2011 Russell et al. D14/239
2006/0065800 A1 3/2006 Bremmon
2006/0291152 A1 12/2006 Bremmon
2007/0262215 A1* 11/2007 Tan 248/201
2008/0315049 A1* 12/2008 Bailo et al. 248/176.1
2010/0171013 A1 7/2010 Anderson et al.
2010/0207006 A1 8/2010 Kim

OTHER PUBLICATIONS

“Peerless Audio/Visual Mounting Solutions 2009 Fall/Winter Product Catalog,” Peerless industries, Inc. 2009, pp. 6-8, 13-20, and 24-33.

* cited by examiner

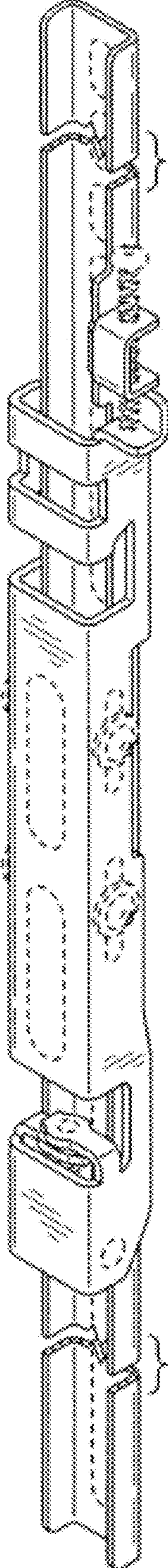


FIG. 1




FIG. 2

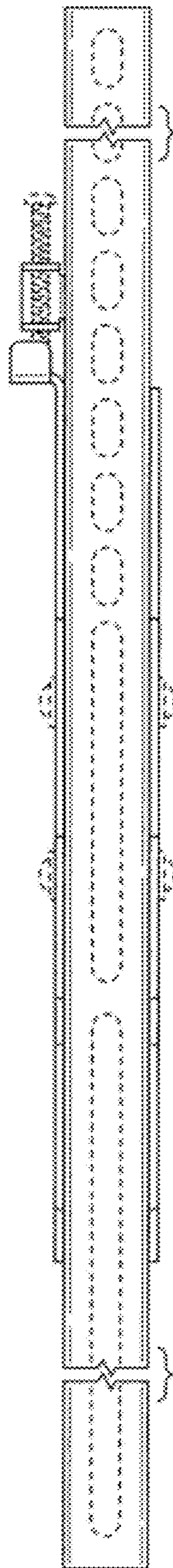


FIG. 3




FIG. 4



FIG. 5

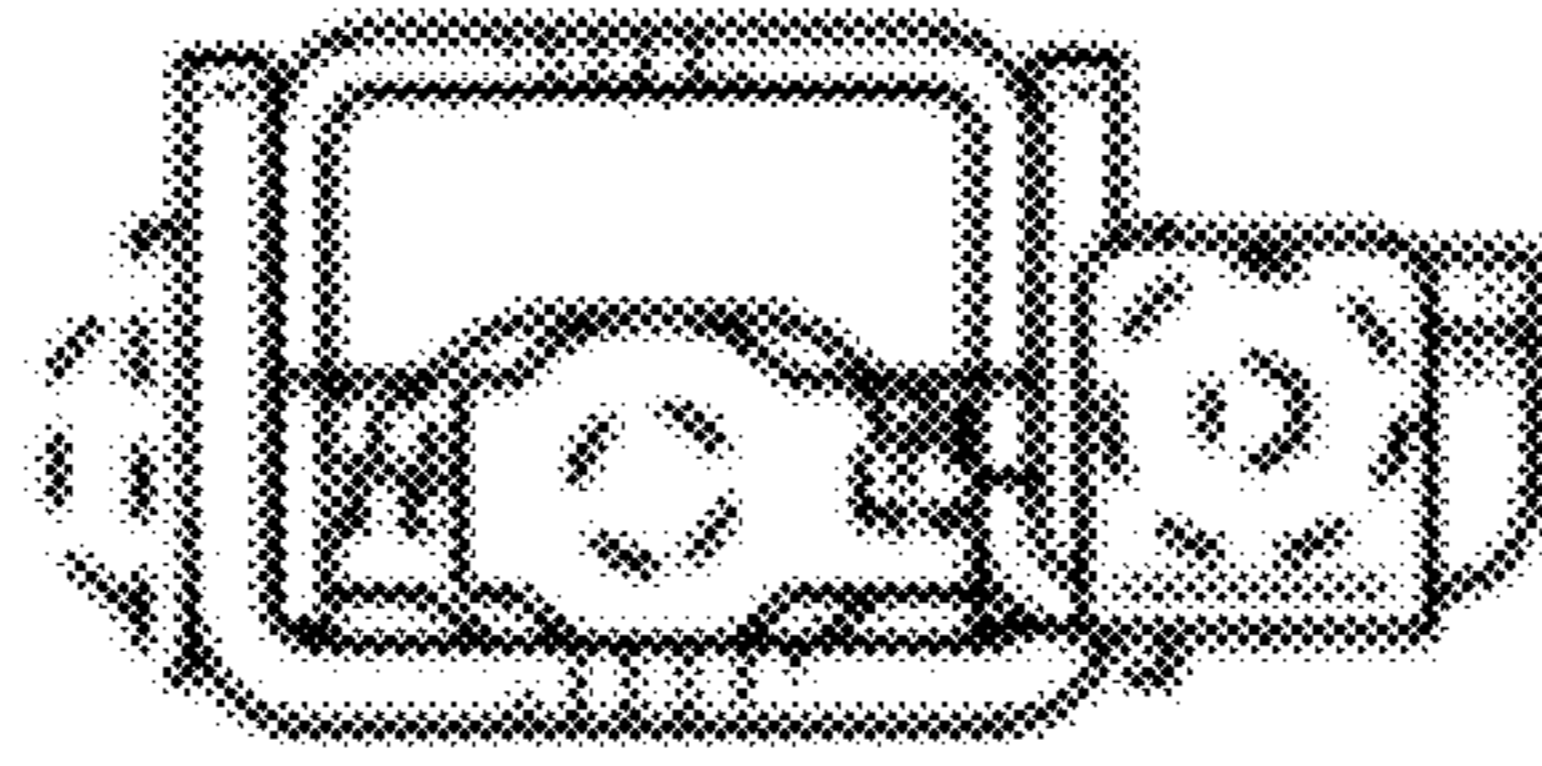


FIG. 6

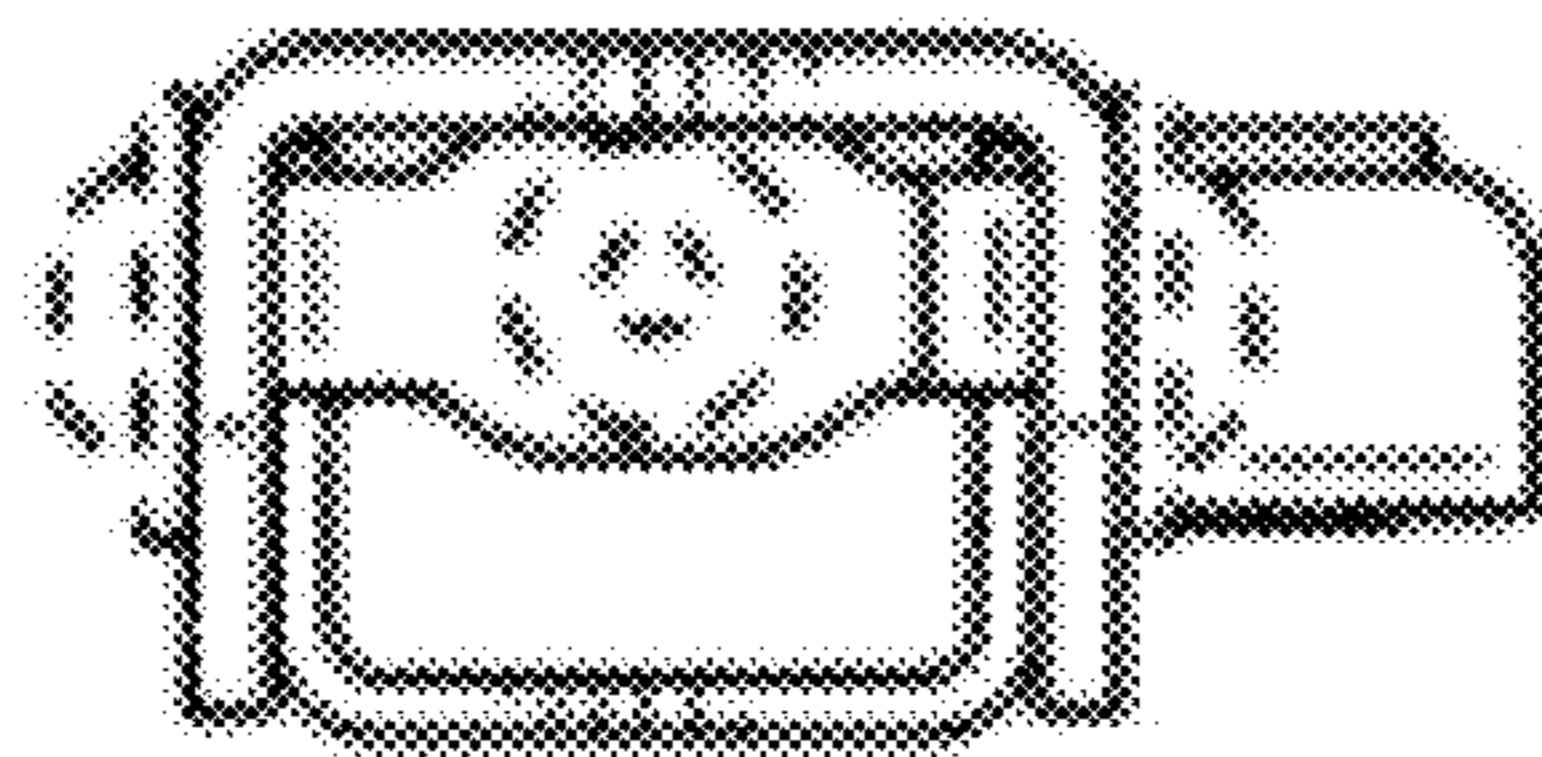


FIG. 7