



US00D659697S

(12) **United States Design Patent**  
**Munjas**

(10) **Patent No.:** **US D659,697 S**

(45) **Date of Patent:** **\*\* \*May 15, 2012**

(54) **WRAP FOR A FLAT SCREEN TELEVISION  
OR COMPUTER MONITOR**

(76) Inventor: **Kim E. Munjas**, North Myrtle Beach,  
SC (US)

(\*) Notice: This patent is subject to a terminal dis-  
claimer.

(\*\*) Term: **14 Years**

(21) Appl. No.: **29/370,723**

(22) Filed: **Aug. 26, 2010**

(51) **LOC (9) Cl.** ..... **14-02**

(52) **U.S. Cl.** ..... **D14/450**

(58) **Field of Classification Search** ..... D14/448,  
D14/439, 440, 447, 449, 450, 451, 452, 432,  
D14/434, 457, 336, 337, 339, 340, 371, 372,  
D14/373, 374, 375, 376, 377, 378, 379, 380,  
D14/381, 382, 126, 127, 128, 129, 203.8,  
D14/217, 238.1, 239, 250; 345/905; 248/917,  
248/918, 919, 920, 921, 922, 923, 924; 348/184,  
348/739, 761, 791, 825, 834, 835; 349/58,  
349/60; D6/406.1, 406.3, 406.4, 406.5, 406.6;  
D8/363, 380; 361/679.06, 679.02, 679.09,  
361/679.21, 679.3, 679.55, 679.56, 679.26,  
361/679.27; D3/218, 269; D9/702, 703,  
D9/711; 383/100, 103, 106, 107, 119, 120,  
383/902; 206/320; 379/454, 455

See application file for complete search history.

(56) **References Cited**

**U.S. PATENT DOCUMENTS**

5,080,155	A *	1/1992	Crozier	.....	150/154
D384,656	S *	10/1997	Caramanoff	.....	D14/440
5,759,644	A *	6/1998	Stanley	.....	428/14
D397,686	S *	9/1998	Bregman et al.	.....	D14/449
5,812,188	A *	9/1998	Adair	.....	348/77
D431,571	S *	10/2000	Morgan	.....	D14/449
D486,831	S *	2/2004	Dayani et al.	.....	D14/448

D488,162	S *	4/2004	Korpai	.....	D14/448
D514,114	S *	1/2006	Cochard	.....	D14/450
D567,245	S *	4/2008	Edwards	.....	D14/448
D620,011	S *	7/2010	Wagenhoffer, Jr.	.....	D14/450
D620,905	S *	8/2010	Honda	.....	D14/126
2009/0114557	A1 *	5/2009	Nelson	.....	206/320

\* cited by examiner

*Primary Examiner* — Angela J Lee

(57) **CLAIM**

The ornamental design for a wrap for a flat screen television or computer monitor, as shown and described.

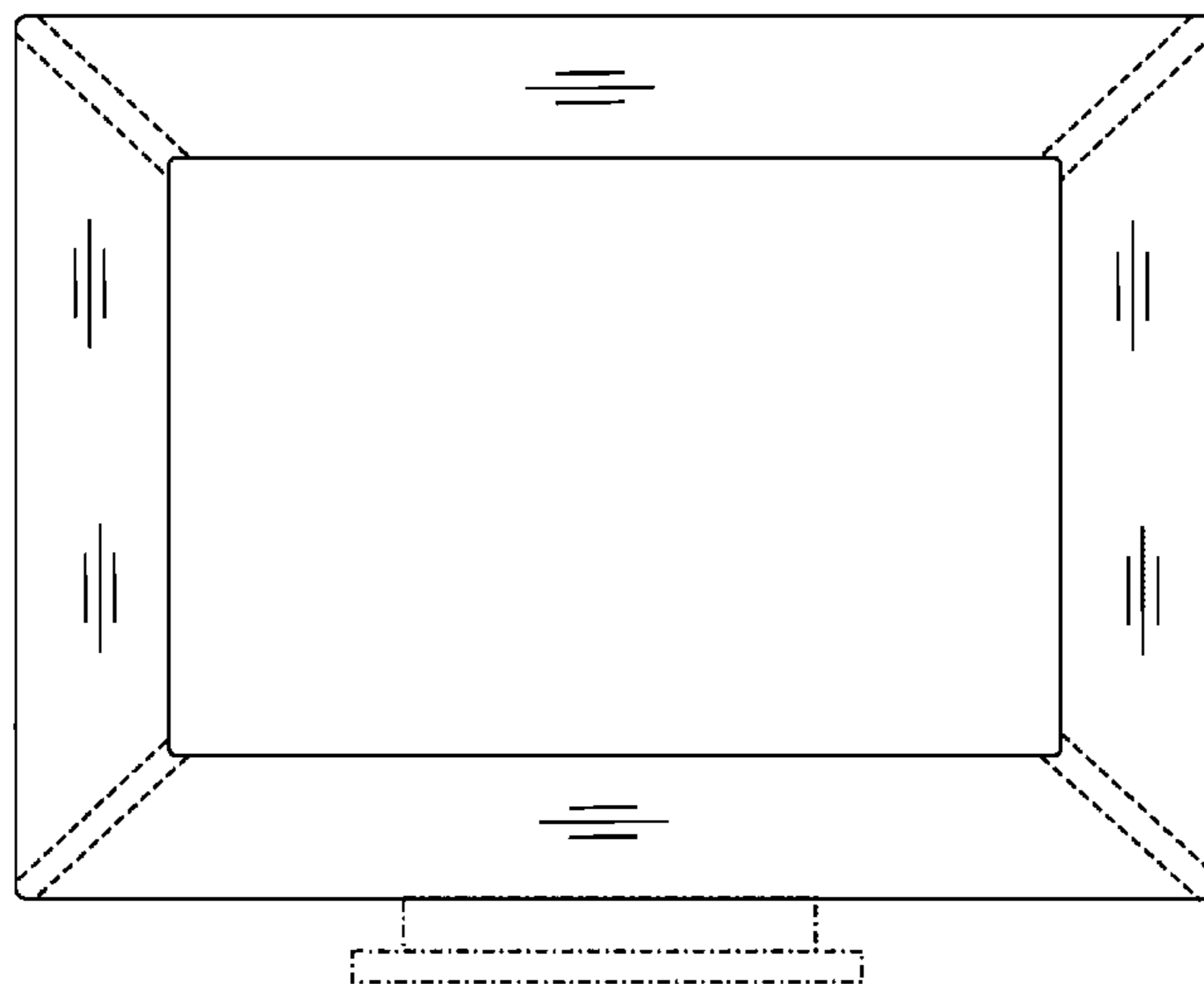
**DESCRIPTION**

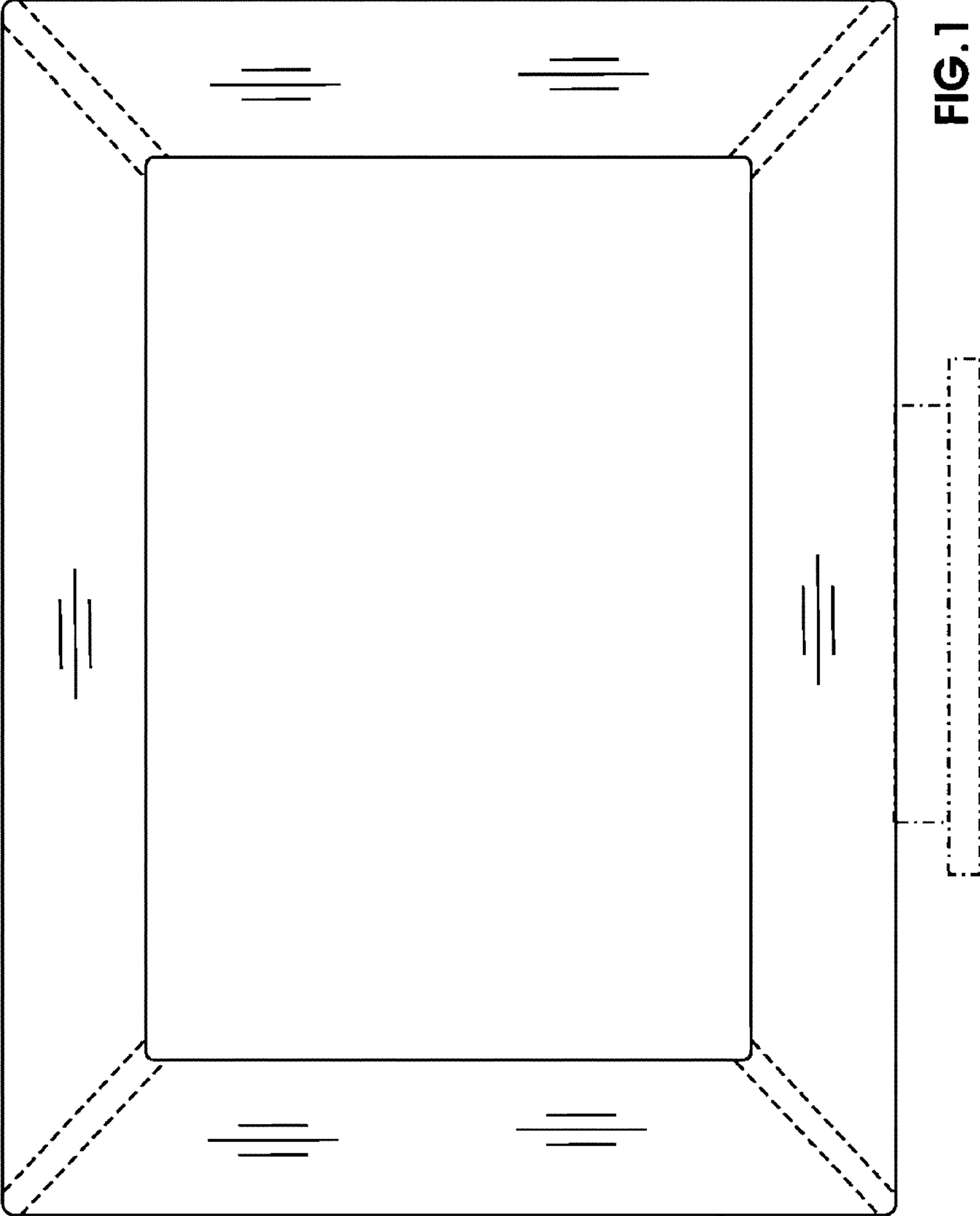
FIG. 1 is a front elevational view of a wrap for a flat screen television or computer monitor, showing my new design in condition of use on a flat screen television;  
FIG. 2 is a rear elevational view thereof;  
FIG. 3 is a top plan view thereof;  
FIG. 4 is a bottom plan view thereof;  
FIG. 5 is a side elevational view thereof, the side opposite being a mirror image;  
FIG. 6 is a front elevational view of the wrap for a flat screen television or computer monitor of FIG. 1, shown inside out and without the television shown in broken lines, the rear elevational view being identical;  
FIG. 7 is a side elevational view of the wrap for a flat screen television or computer monitor of FIG. 1, shown inside out and without the television shown in broken lines, the side opposite being identical; and,  
FIG. 8 is a top plan view of the wrap for a flat screen television or computer monitor of FIG. 1, shown inside out and without the television shown in broken lines, the bottom plan view being identical.

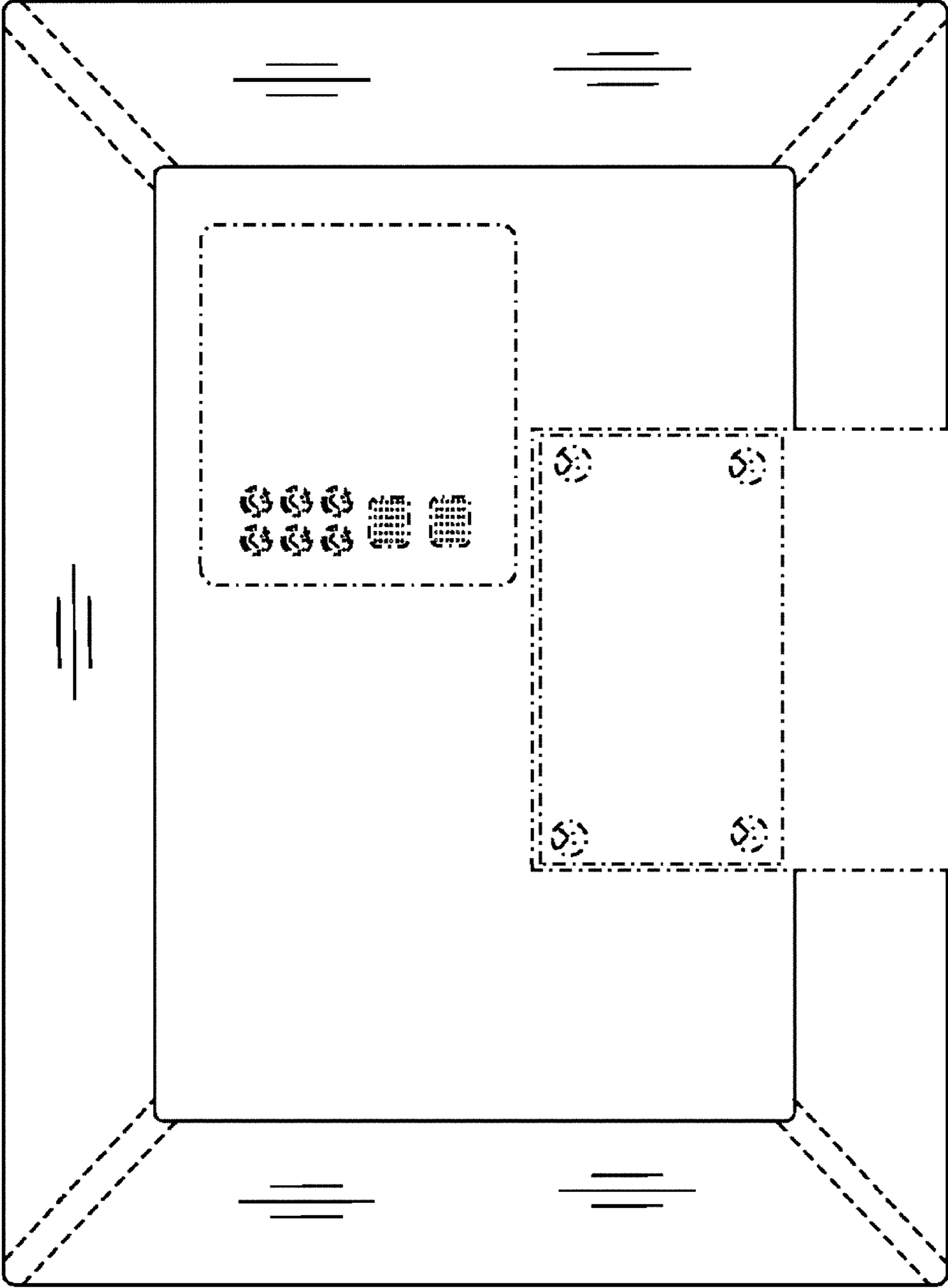
The broken line showing of a flat screen television in FIGS. 1-5 is for illustrative purposes only and forms no part of the claimed design or of a specified embodiment thereof.

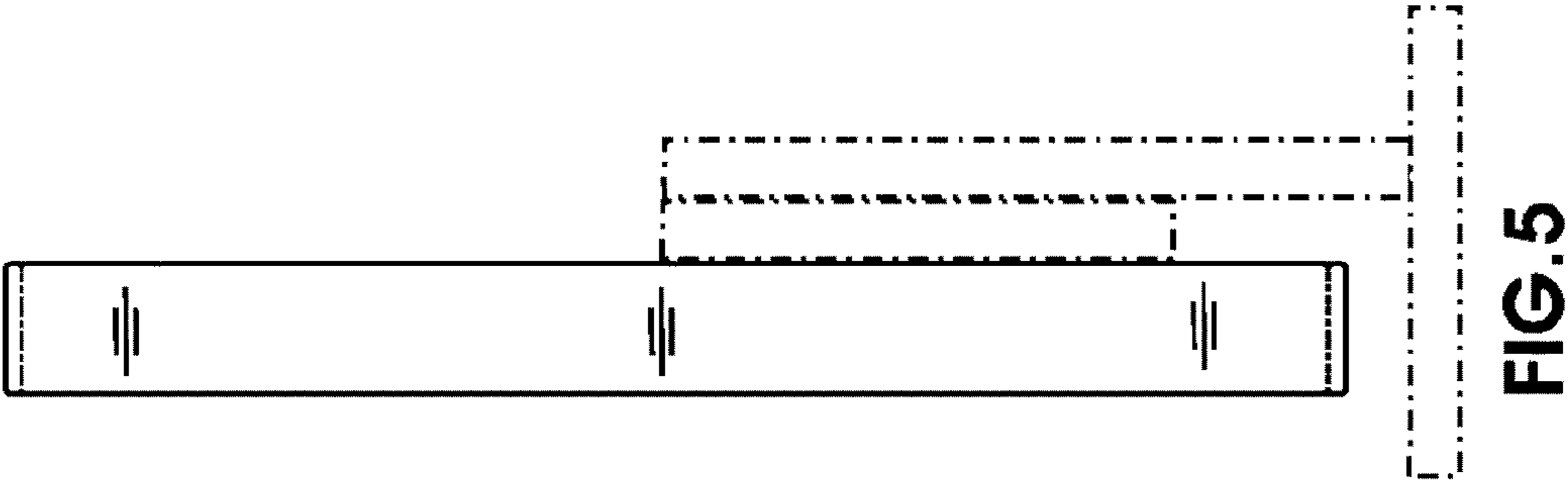
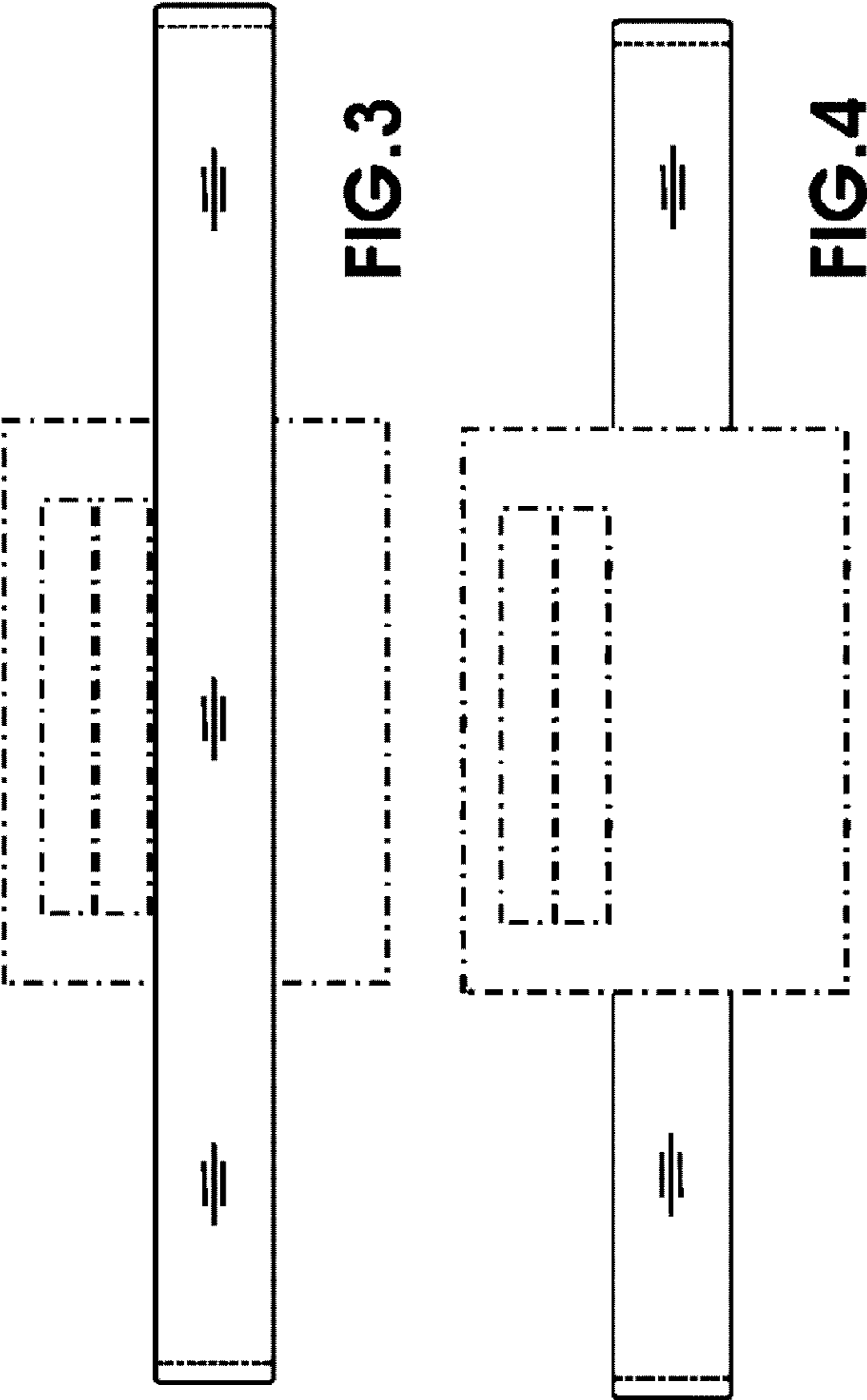
The broken lines representing stitching in each of the corners are part of the claimed design.

**1 Claim, 5 Drawing Sheets**









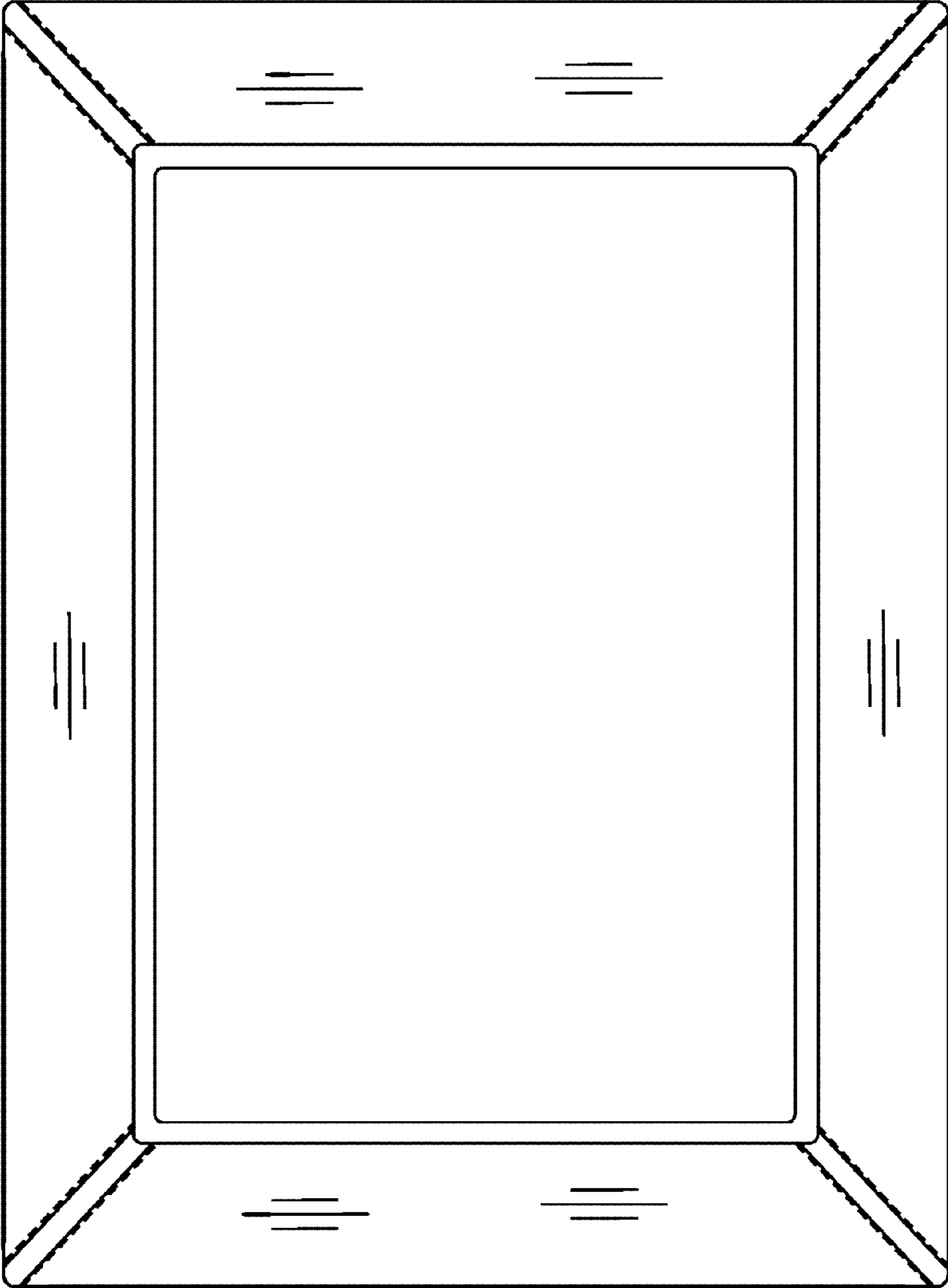

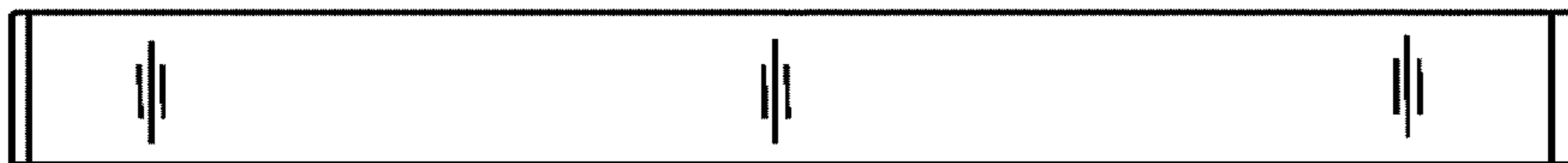


FIG. 6



**FIG. 8**



**FIG. 7**