



US00D659676S

(12) **United States Design Patent**
Aquillano et al.

(10) **Patent No.:** **US D659,676 S**

(45) **Date of Patent:** **** May 15, 2012**

(54) **SPEAKER**

(75) Inventors: **Samuel J. Aquillano**, Waltham, MA
(US); **David H. Pitcher**, Worcester, MA
(US); **Huiying Xin**, Shenzhen (CN)

(73) Assignee: **Bose Corporation**, Framingham, MA
(US)

(**) Term: **14 Years**

(21) Appl. No.: **29/389,752**

(22) Filed: **Apr. 15, 2011**

(51) **LOC (9) Cl.** **14-01**

(52) **U.S. Cl.** **D14/214**

(58) **Field of Classification Search** D14/204,
D14/210–216, 172; 181/143–144, 147–148,
181/150–153, 157, 198–199; 381/300–303,
381/306, 332–333, 336, 345, 361–364, 386–388
See application file for complete search history.

(56) **References Cited**

U.S. PATENT DOCUMENTS

D249,684 S	9/1978	Rams	
D335,130 S *	4/1993	Rozier	D14/214
D405,088 S *	2/1999	Chen	D14/214
D439,237 S	3/2001	Felix et al.	
D439,238 S	3/2001	Mackie et al.	
D476,312 S	6/2003	Harris et al.	
D486,817 S	2/2004	Matsuoka	
D521,981 S *	5/2006	Sogabe	D14/214

D548,725 S *	8/2007	Hakoda	D14/214
D558,184 S	12/2007	Carbone et al.	
D582,892 S *	12/2008	Baird et al.	D14/214

FOREIGN PATENT DOCUMENTS

JP	1223884 A	11/2004
JP	1276321	5/2006
TW	321493	11/1997
TW	398815	7/2000

* cited by examiner

Primary Examiner — Nanda Bondade

(74) *Attorney, Agent, or Firm* — Bose Corporation

(57) **CLAIM**


The ornamental design for a speaker, substantially as shown and described.

DESCRIPTION

FIG. 1 is a perspective view of a speaker as seen from the front, top, and side;
FIG. 2 is a front view thereof;
FIG. 3 is a back view thereof;
FIG. 4 is a side view thereof;
FIG. 5 is an opposite side view thereof;
FIG. 6 is a top view thereof;
FIG. 7 is a bottom view thereof; and,
FIG. 8 is a perspective view thereof, shown with a second speaker.

The dotted line portions of the drawings represent environmental structure only and form no part the claimed design.

1 Claim, 7 Drawing Sheets






FIG. 1




FIG. 2

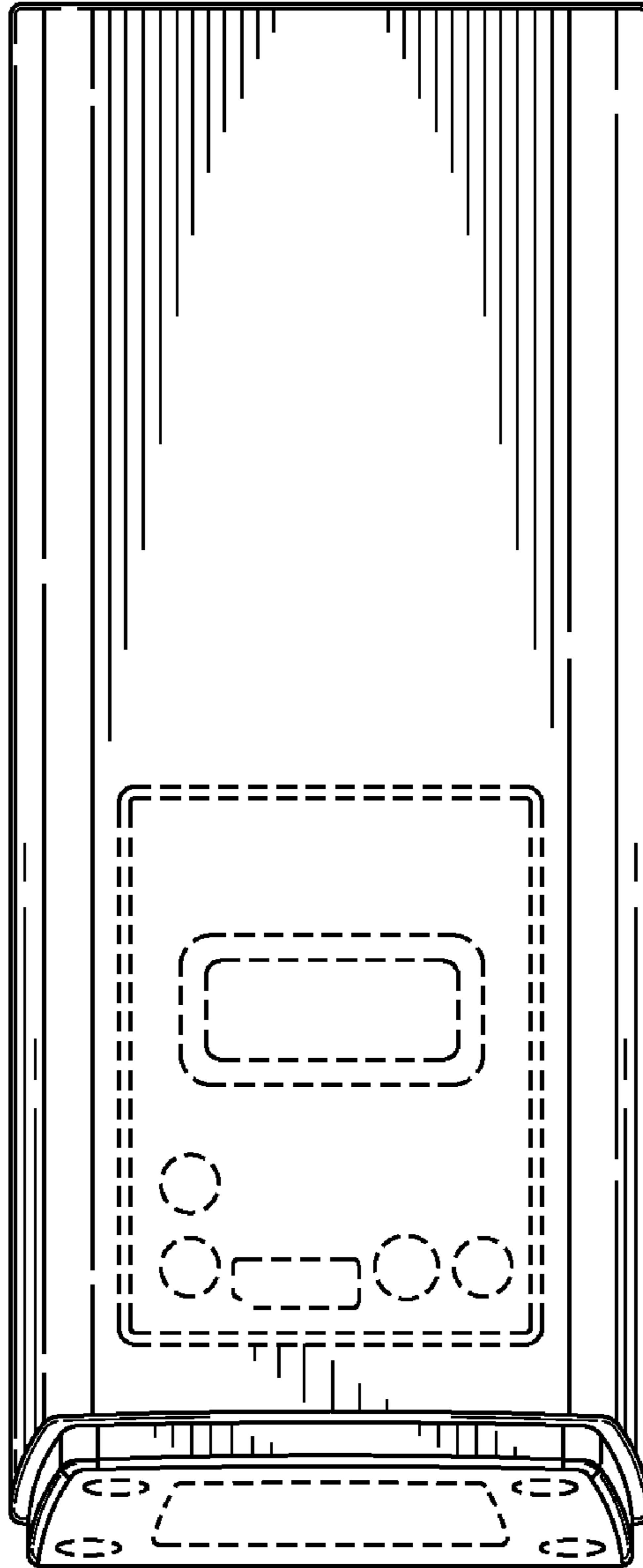


FIG. 3




FIG. 4

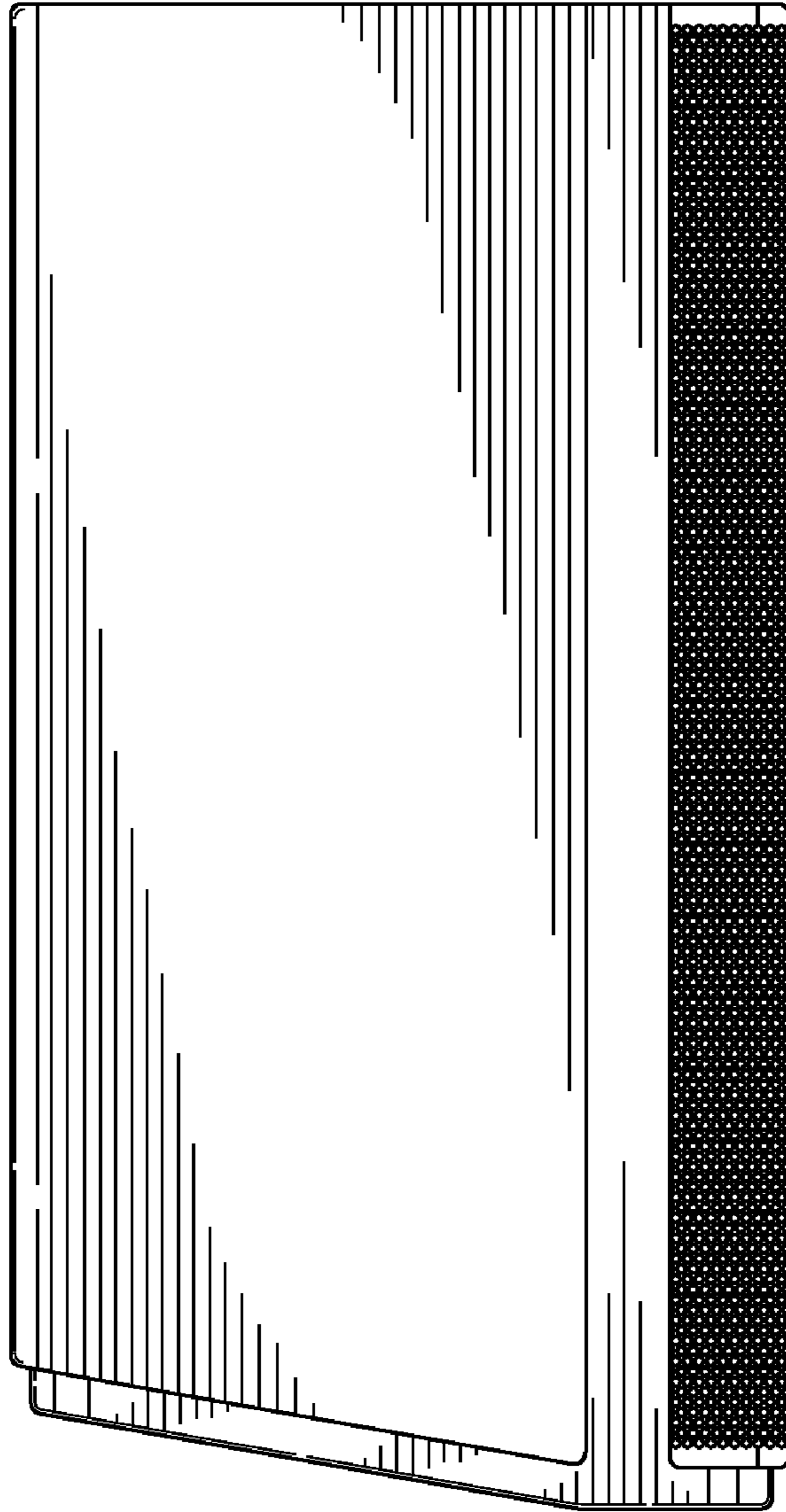


FIG. 5

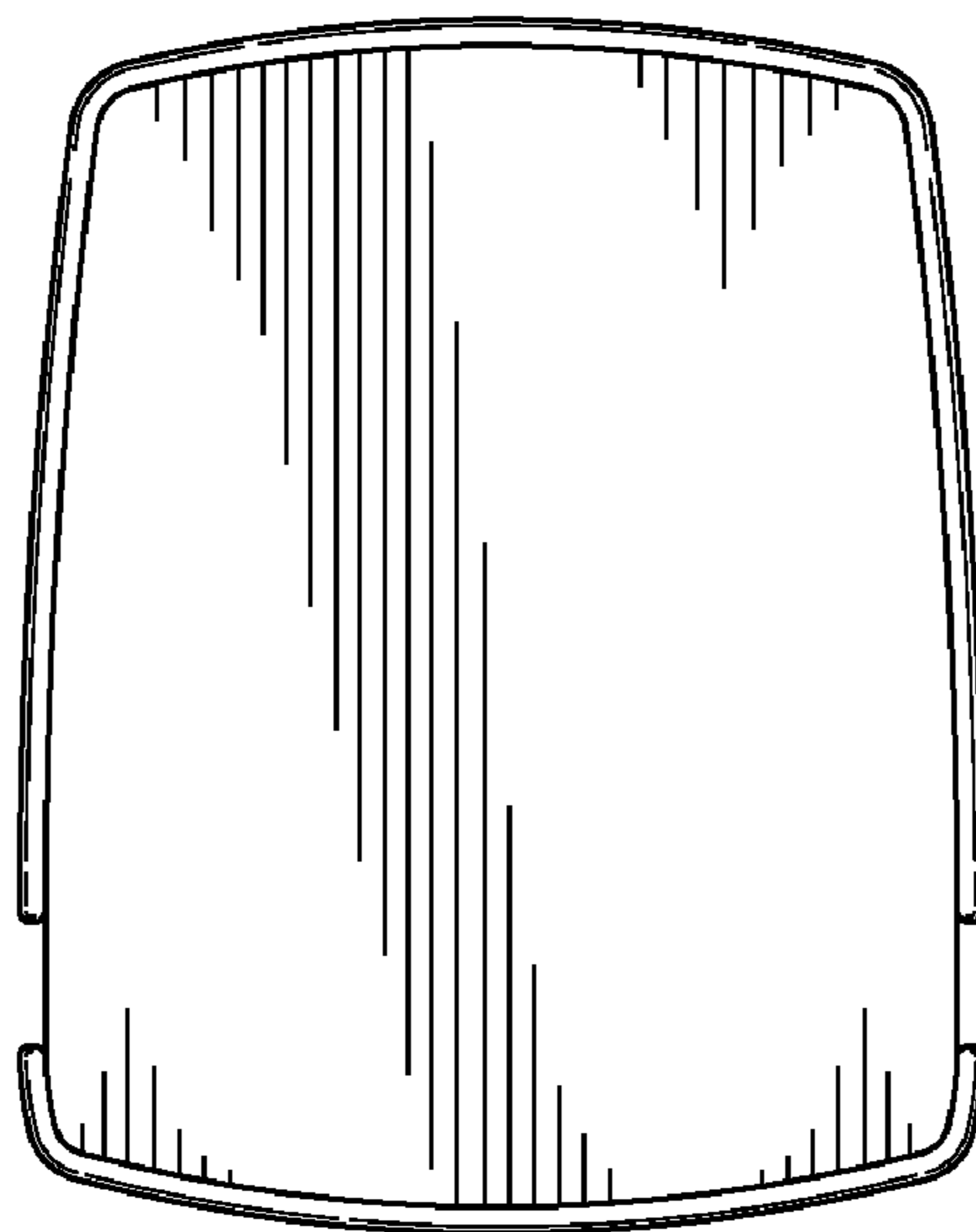


FIG. 6

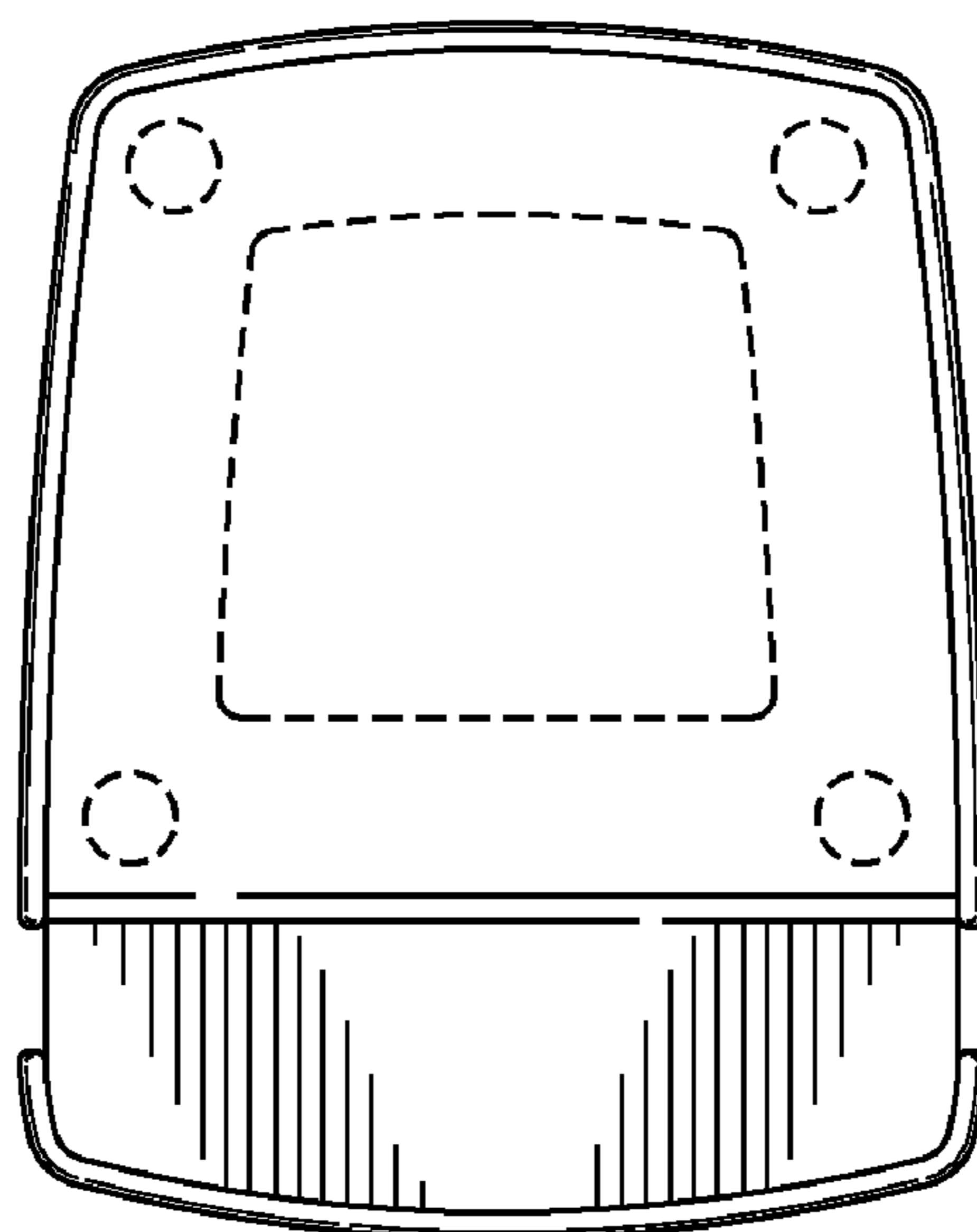


FIG. 7




FIG. 8