



US00D659660S

(12) **United States Design Patent**
Kumano

(10) **Patent No.:** **US D659,660 S**
(45) **Date of Patent:** **** May 15, 2012**

- (54) **PANEL DISPLAY**
- (75) Inventor: **Daigaku Kumano**, Tokyo (JP)
- (73) Assignee: **Sony Corporation**, Tokyo (JP)
- (**) Term: **14 Years**
- (21) Appl. No.: **29/347,609**
- (22) Filed: **Mar. 12, 2010**
- (51) **LOC (9) Cl.** **14-03**
- (52) **U.S. Cl.** **D14/126**
- (58) **Field of Classification Search** D14/125-134,
D14/239, 371, 136, 374-377, 440, 450, 448,
D14/336, 342; 312/7.2; 348/836, 838, 180,
348/184, 325, 739; 341/12; 248/917-924,
248/465; 345/104, 133, 156, 168, 87, 173;
720/605, 669, 600, 655; 369/99, 197; 455/344,
455/347; D21/329, 515, 577, 622, 333, 433,
D21/448, 452, 450, 331; D6/477, 479, 300;
273/148 B; 446/484, 175, 356; D10/15,
D10/26

See application file for complete search history.

(56) **References Cited**

U.S. PATENT DOCUMENTS

D380,213 S	6/1997	Morimiya	
D432,102 S	10/2000	Arie	
D455,725 S	4/2002	Isono	
D474,452 S	5/2003	Kanatani	
D474,453 S	5/2003	Kanatani	
D488,451 S	4/2004	Niitsu	
D501,185 S	1/2005	Sato et al.	
D534,508 S	1/2007	Yamada	
D541,765 S	5/2007	Niitsu	
D556,159 S *	11/2007	Park et al.	D14/126
D556,160 S *	11/2007	Lee et al.	D14/126
D567,199 S *	4/2008	Kim et al.	D14/126
D570,841 S *	6/2008	Kim et al.	D14/375
D573,118 S *	7/2008	Yang et al.	D14/126
D573,559 S *	7/2008	Kim et al.	D14/126
D601,143 S	9/2009	Oikawa	
D609,658 S *	2/2010	Kim et al.	D14/126
D609,660 S *	2/2010	VanDuyn et al.	D14/126

D609,661 S *	2/2010	VanDuyn et al.	D14/126
D615,508 S	5/2010	Kumano	
D624,513 S *	9/2010	Mitsuhashi	D14/126
D629,373 S *	12/2010	Kim et al.	D14/126
D630,209 S *	1/2011	Lee et al.	D14/374
D637,195 S *	5/2011	Stammers et al.	D14/450

FOREIGN PATENT DOCUMENTS

JP	D1106380 S	4/2001
JP	D1150327 S	8/2002
JP	D1158658 S	11/2002
JP	D1224649 S	12/2004
JP	D1224650 S	12/2004
JP	D1322102 S	2/2008
JP	D1322104 S	2/2008
JP	D1245997 S	6/2008
JP	D1337650 S	8/2008
JP	D1367992 S	8/2009
JP	D1368035 S	8/2009

* cited by examiner

Primary Examiner — Raphael Barkai

Assistant Examiner — Randall Gholson

(74) *Attorney, Agent, or Firm* — Rader, Fishman & Grauer PLLC

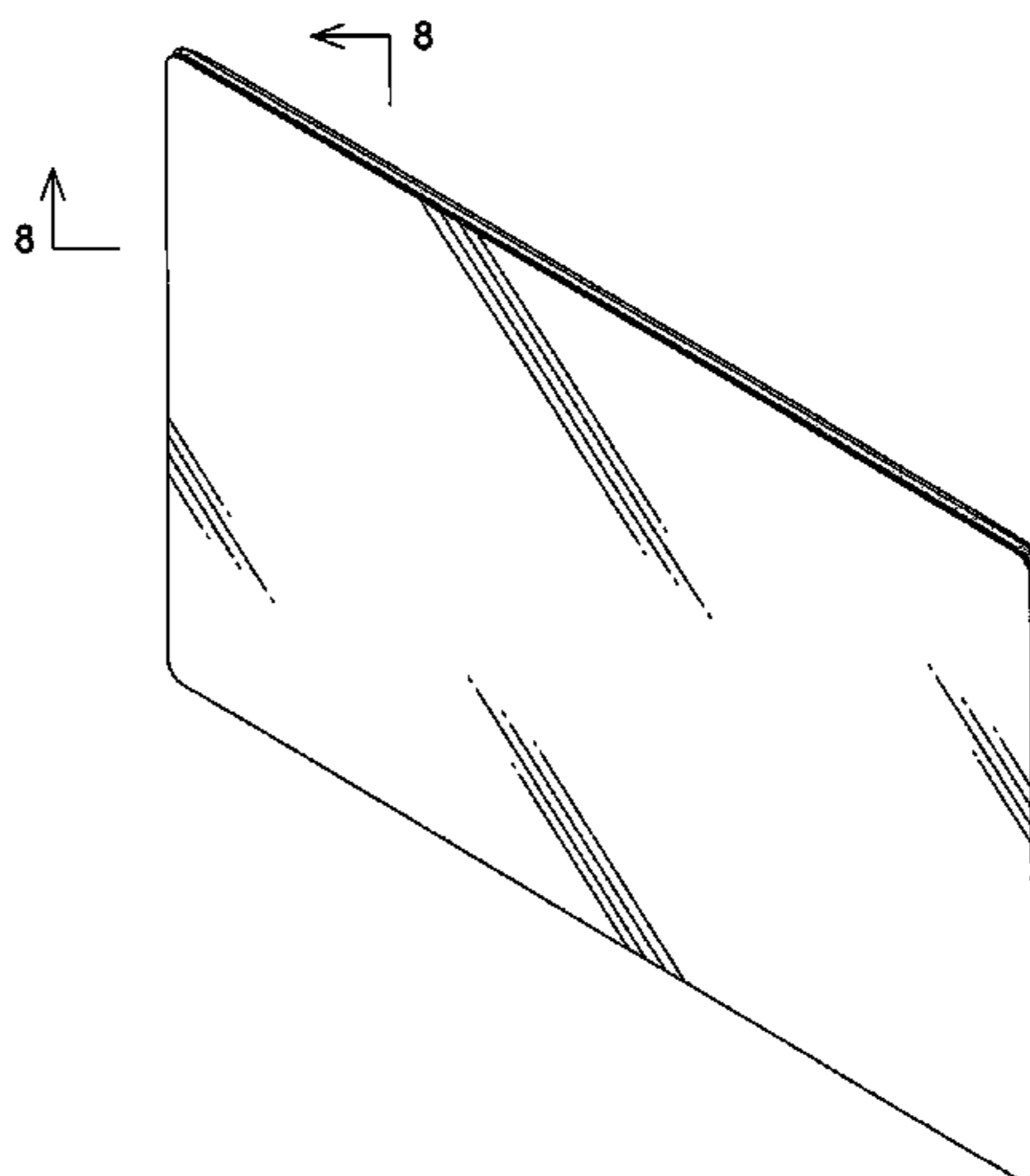
(57) **CLAIM**

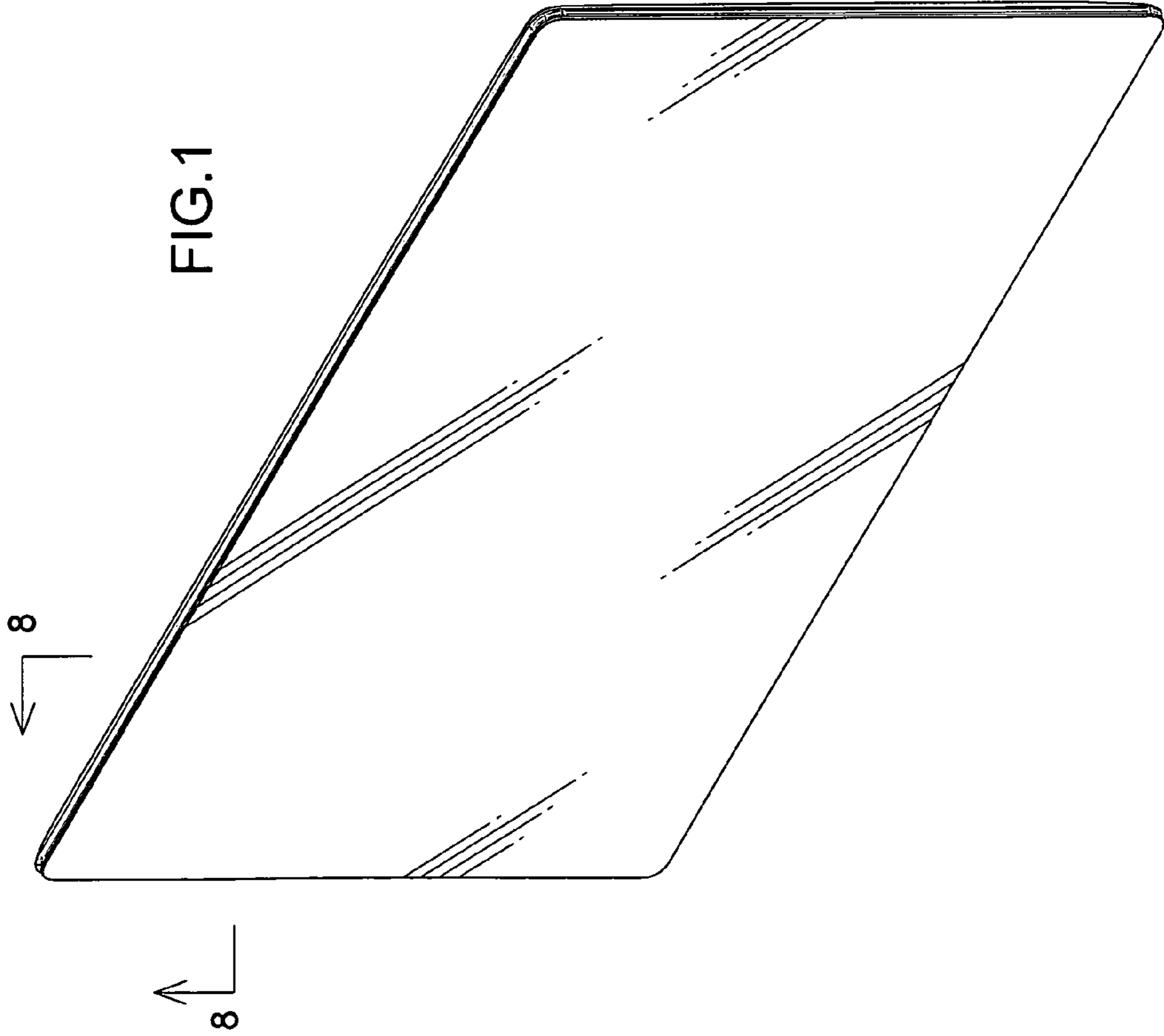
The ornamental design for a panel display, as shown and described.

DESCRIPTION

FIG. 1 is a perspective view of a panel display showing my new design;
 FIG. 2 is a front elevational view thereof;
 FIG. 3 is a rear elevational view thereof;
 FIG. 4 is a left side elevational view thereof;
 FIG. 5 is a right side elevational view thereof;
 FIG. 6 is a top plan view thereof; and
 FIG. 7 is a bottom plan view thereof; and,
 FIG. 8 is an enlarged perspective view along the line 8-8 of FIG. 1.
 Portions in broken lines are for illustrative purposes only and form no part of claimed design.

1 Claim, 6 Drawing Sheets





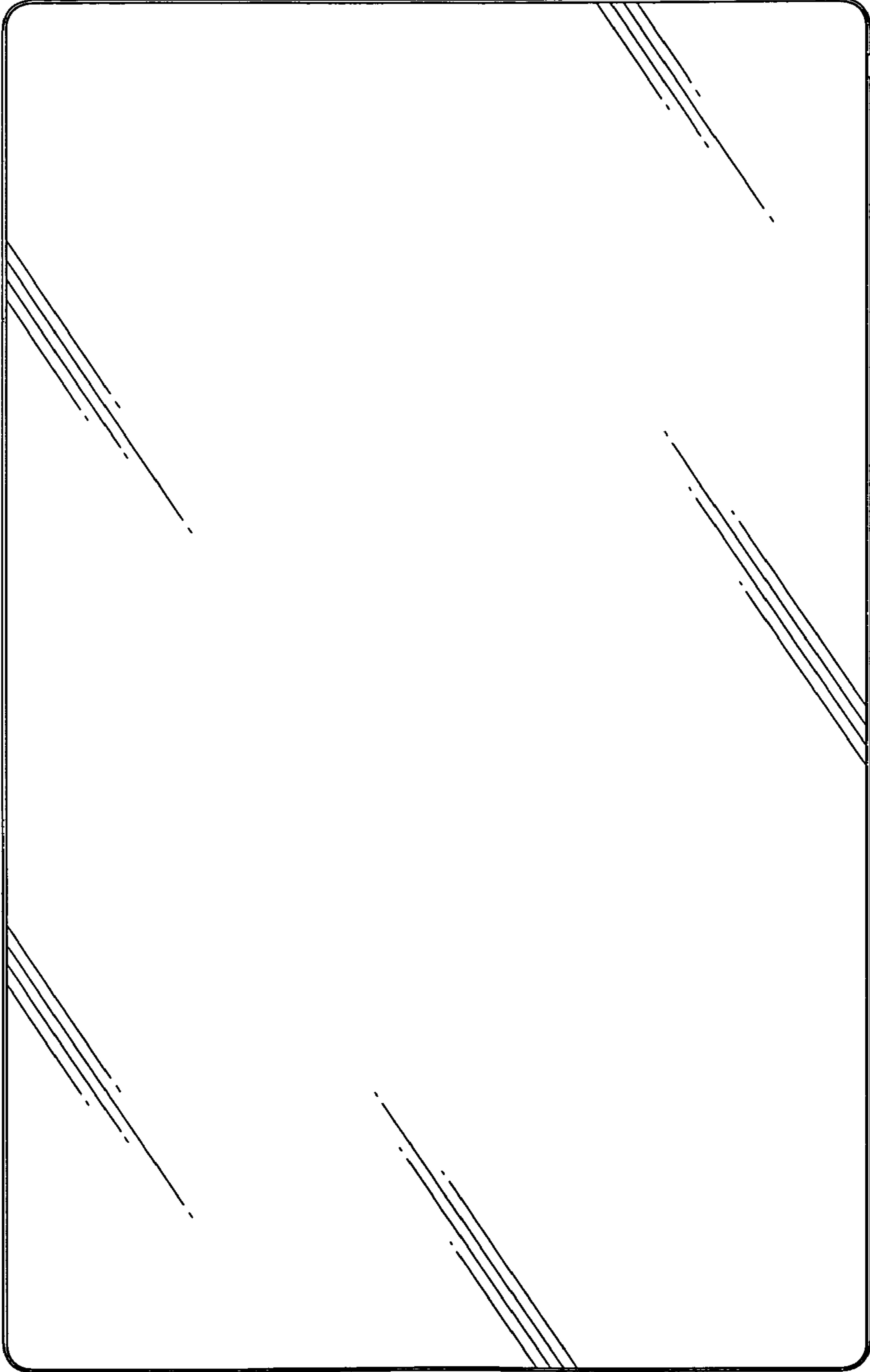


FIG.2

FIG.3

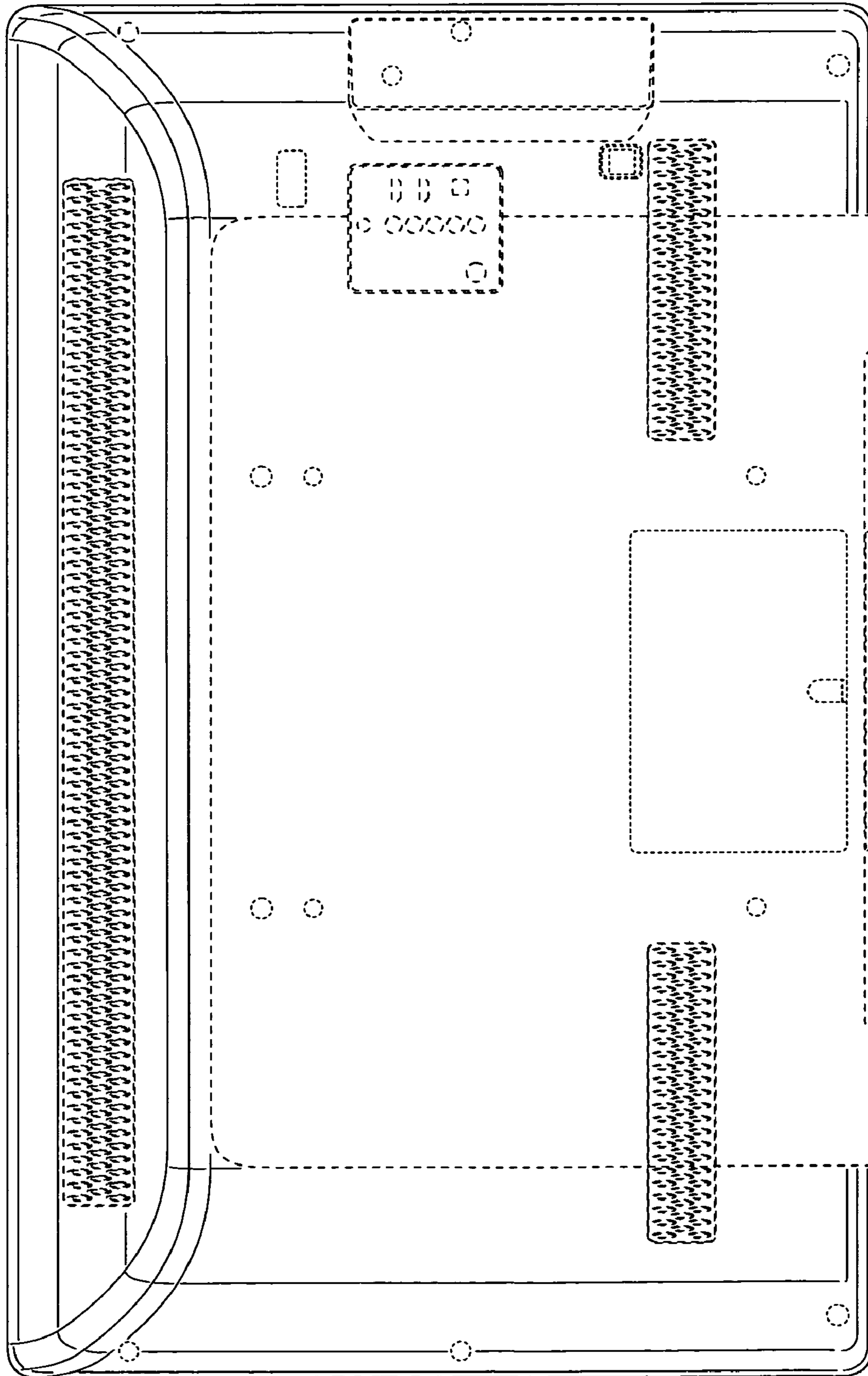


FIG.5

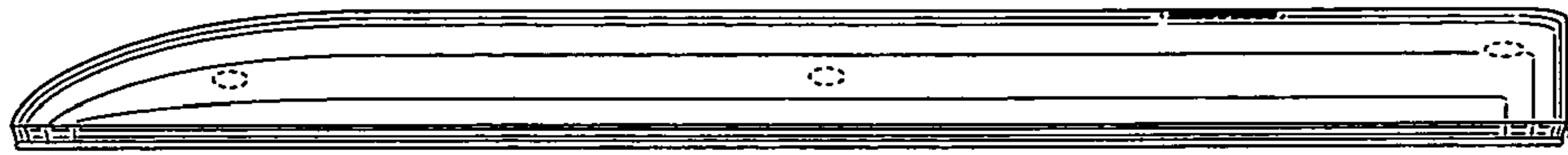


FIG.4

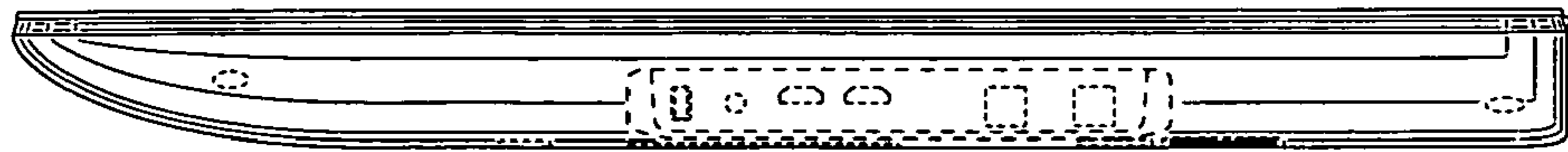


FIG.6



FIG.7

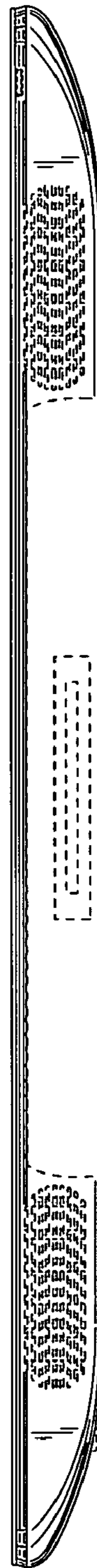


FIG.8

