



US00D659632S

(12) **United States Design Patent**
Jordan

(10) **Patent No.:** **US D659,632 S**

(45) **Date of Patent:** **** May 15, 2012**

(54) **SLIDING STORAGE AND ORGANIZER
DRAWER FOR TRUCK BED**

(76) Inventor: **Barry C. Jordan**, Baltimore, MD (US)

(**) Term: **14 Years**

(21) Appl. No.: **29/386,113**

(22) Filed: **Feb. 24, 2011**

(51) **LOC (9) Cl.** **12-99**

(52) **U.S. Cl.** **D12/414.1**

(58) **Field of Classification Search** D12/423,
D12/414, 414.1, 413, 406, 412, 409, 410,
D12/425; D6/513-514, 552, 559, 567, 317-319;
D32/35, 58; 206/335

See application file for complete search history.

(56) **References Cited**

U.S. PATENT DOCUMENTS

521,205	A *	6/1894	Cliff	105/214
D26,025	S *	9/1896	Hurd	D9/737
2,951,867	A *	9/1960	Stafiej et al.	564/10
4,319,683	A *	3/1982	Correa, III	206/349
D275,833	S *	10/1984	Malpass	D3/203.3
4,573,731	A	3/1986	Knaack et al.	
4,884,733	A *	12/1989	Geeves	224/311
D308,609	S *	6/1990	Handler et al.	D6/436
5,215,205	A *	6/1993	Behlman	220/4.31
D372,016	S *	7/1996	Wolford	D12/414.1
5,632,522	A	5/1997	Gaitan et al.	

D425,302	S *	5/2000	Fountain, Sr.	D3/295
D426,187	S	6/2000	Shultz	
D436,342	S *	1/2001	Lopez	D12/414.1
D450,292	S *	11/2001	Graas et al.	D12/539
6,340,194	B1	1/2002	Muirhead et al.	
D466,074	S *	11/2002	Hoy	D12/426
6,585,309	B2	7/2003	Dicke	
6,923,354	B2	8/2005	Axelson	
D513,672	S *	1/2006	Meyer et al.	D6/440
D520,746	S *	5/2006	Meyer et al.	D3/284
D582,178	S *	12/2008	Miyabayashi et al.	D6/476
D591,951	S *	5/2009	Peters	D3/295

* cited by examiner

Primary Examiner — Caron D Veynar

Assistant Examiner — Katrina A Betton

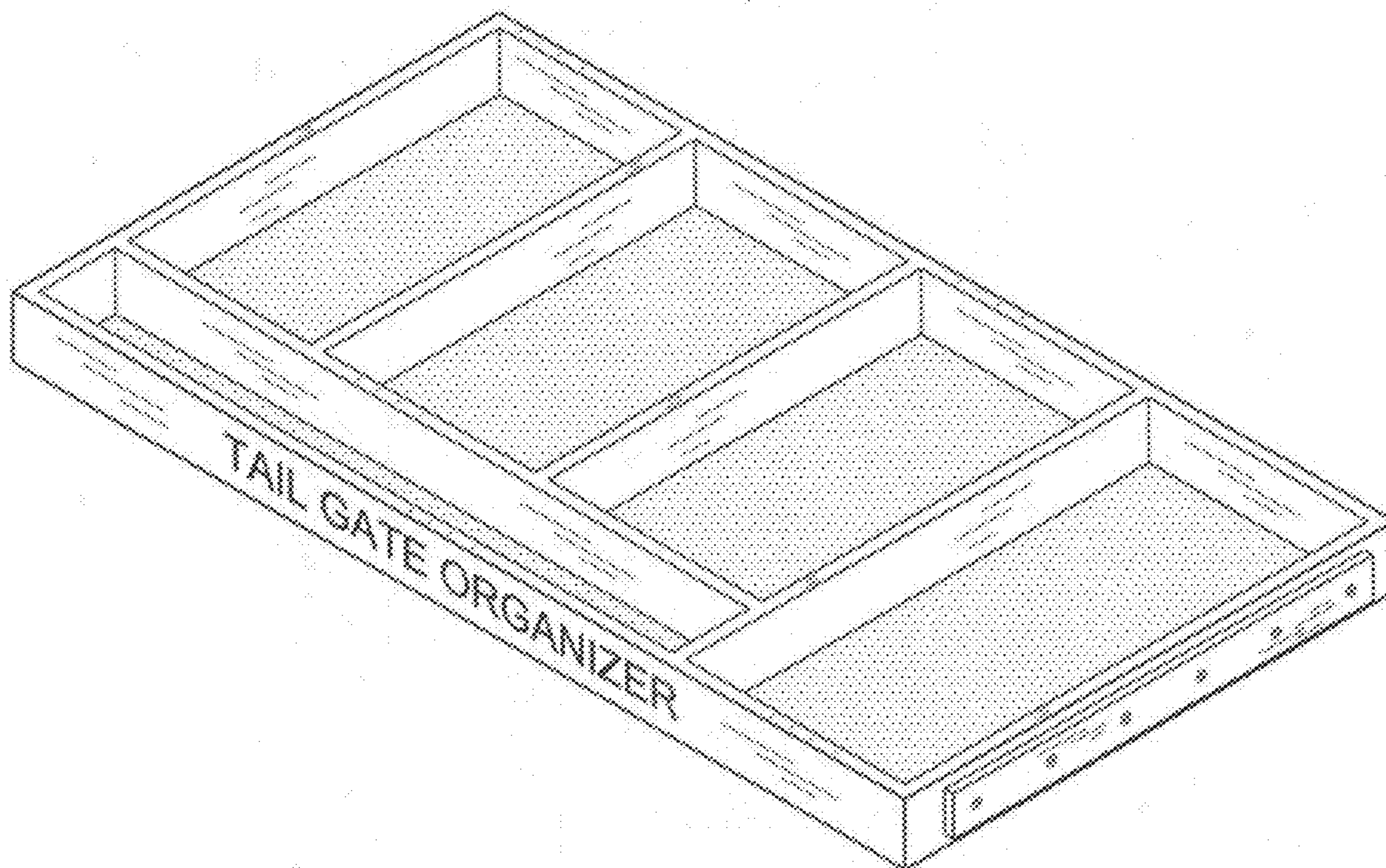
(57) **CLAIM**

The ornamental design for a sliding storage and organizer drawer for truck bed, as shown and described.

DESCRIPTION

FIG. 1 is a perspective view of a sliding storage and organizer drawer for truck bed showing my new design;
FIG. 2 is a front view thereof;
FIG. 3 is a back view thereof;
FIG. 4 is a side view (opposite side view is mirror image) thereof;
FIG. 5 is a top view thereof; and,
FIG. 6 is a bottom view thereof.

1 Claim, 3 Drawing Sheets



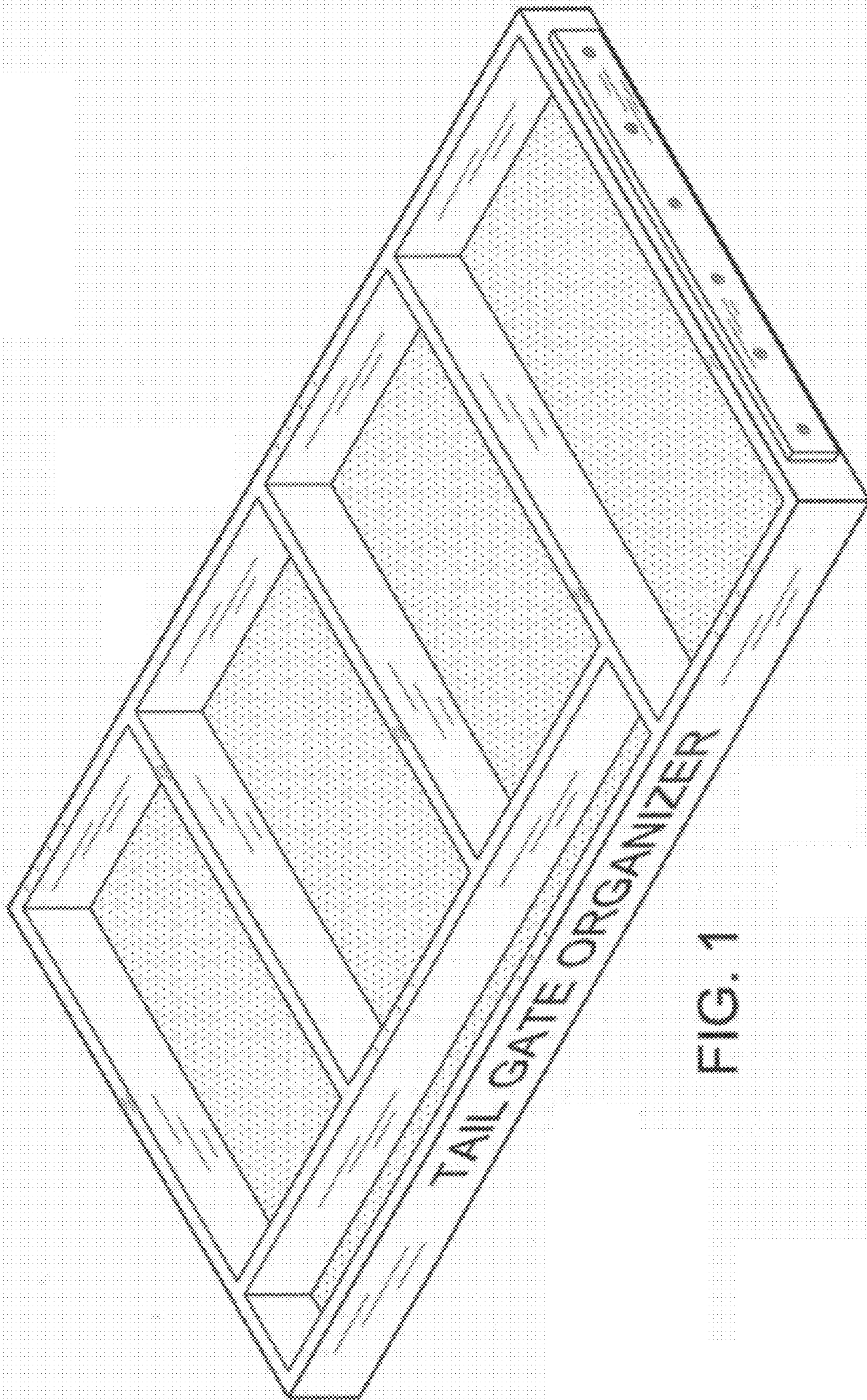


FIG. 1




FIG. 2




FIG. 3




FIG. 4




FIG. 5




FIG. 6