



US00D659611S

(12) **United States Design Patent**  
**Kobayashi et al.**

(10) **Patent No.:** **US D659,611 S**

(45) **Date of Patent:** **\*\* May 15, 2012**

(54) **FRONT BUMPER FOR AN AUTOMOBILE**

(75) Inventors: **Hirotda Kobayashi**, Toyota (JP);  
**Tomonori Matsumoto**, Newport Beach,  
CA (US)

(73) Assignee: **Toyota Jidosha Kabushiki Kaisha**,  
Toyota-shi (JP)

(\*\*) Term: **14 Years**

(21) Appl. No.: **29/388,647**

(22) Filed: **Mar. 31, 2011**

(51) **LOC (9) Cl.** ..... **12-16**

(52) **U.S. Cl.** ..... **D12/169**

(58) **Field of Classification Search** ..... D12/169,  
D12/196, 171, 216, 163, 86, 90-92; 293/102,  
293/113, 115, 117, 120; 296/180.1, 180.2  
See application file for complete search history.

(56) **References Cited**

**U.S. PATENT DOCUMENTS**

D520,417 S	5/2006	Yagi et al.	
D521,905 S	5/2006	Suzuki et al.	
D522,417 S	6/2006	Akamine et al.	
D559,163 S	1/2008	Okamoto et al.	
D561,073 S	2/2008	Okamoto et al.	
D578,046 S	10/2008	Roller	
D588,965 S	3/2009	Hazumi et al.	
D599,258 S	9/2009	Inukai et al.	
D599,259 S	9/2009	Inukai et al.	
D599,260 S	9/2009	Hogios et al.	
D619,515 S *	7/2010	Matsumoto et al.	..... D12/169

D622,191 S	8/2010	Yagi et al.	
D625,671 S *	10/2010	Kim et al.	..... D12/169
D630,979 S *	1/2011	Sperling et al.	..... D12/169
D630,980 S *	1/2011	Sperling et al.	..... D12/169
D642,501 S	8/2011	Yokoi et al.	

**OTHER PUBLICATIONS**

Lexus LF-A, Mfg. Toyota; netcarshow.com; URL: <http://www.netcarshow.com/lexus>; 2009.

Toyota-FT-HS Concept, Mfg. Toyota; netcarshow.com; URL: <http://www.netcarshow.com/Toyota>; 2007.

Mitsubishi Evolander Concept, Mfg. Mitsubishi; netcarshow.com; URL: <http://www.netcarshow.com/Mitsubishi>; 2006.

\* cited by examiner

*Primary Examiner* — Melody N Brown

(74) *Attorney, Agent, or Firm* — Finnegan, Henderson, Farabow, Garrett & Dunner, LLP

(57) **CLAIM**

The ornamental design for a front bumper for an automobile, as shown and described.

**DESCRIPTION**

FIG. 1 is a front right perspective view of a first embodiment of a front bumper for an automobile of our new design;

FIG. 2 is a front view thereof;


FIG. 3 is a left side view thereof;


FIG. 4 is a right side view thereof;

FIG. 5 is a top plan thereof; and,


FIG. 6 is a bottom view thereof.

**1 Claim, 3 Drawing Sheets**







**FIG. 1**




**FIG. 2**



**FIG. 3**



**FIG. 4**



**FIG. 5**



**FIG. 6**