



US00D659584S

(12) **United States Design Patent**
Veit

(10) **Patent No.:** **US D659,584 S**

(45) **Date of Patent:** **** May 15, 2012**

(54) **PENDANT**

(76) Inventor: **Jorg Veit**, Pforzheim (DE)

(**) Term: **14 Years**

(21) Appl. No.: **29/404,236**

(22) Filed: **Oct. 18, 2011**

(30) **Foreign Application Priority Data**

Aug. 9, 2011 (WO) DM/076562

(51) **LOC (9) Cl.** **11-01**

(52) **U.S. Cl.** **D11/81**

(58) **Field of Classification Search** D11/1,
D11/2, 7, 8, 18, 23, 77, 78, 79-86, 96, 62,
D11/110; 63/1.11, 18, 1-14
See application file for complete search history.

(56) **References Cited**

U.S. PATENT DOCUMENTS

D71,493 S *	11/1926	Kislinger	D11/43
D127,704 S *	6/1941	Goldberger	D11/81
D249,131 S *	8/1978	Barr	D11/81
D327,031 S *	6/1992	Solomon et al.	D11/80
D414,717 S *	10/1999	Comero et al.	D11/81
D451,047 S *	11/2001	Cohen	D11/81
D451,425 S *	12/2001	Cohen	D11/79

D469,715 S *	2/2003	Wallner	D11/79
D520,898 S *	5/2006	Sugama	D11/79
D521,894 S *	5/2006	Sugama	D11/79
D531,079 S *	10/2006	Scharr	D11/86
D574,747 S *	8/2008	Chen	D11/121
D574,749 S *	8/2008	Chen	D11/125

* cited by examiner

Primary Examiner — Cathron Brooks

Assistant Examiner — Melanie Pellegrini

(74) *Attorney, Agent, or Firm* — Cantor Colburn LLP


(57) **CLAIM**

I claim, the ornamental design for a pendant, as shown and described.

DESCRIPTION

FIG. 1 is a perspective view of a pendant, showing my new design;
FIG. 2 is a front elevation view thereof;
FIG. 3 is a rear elevation view thereof;
FIG. 4 is a side elevation view thereof taken from the right of FIG. 2;
FIG. 5 is a side elevation view thereof taken from the left of FIG. 2;
FIG. 6 is bottom elevation view thereof; and,
FIG. 7 is a top elevation view thereof.

1 Claim, 6 Drawing Sheets






FIG. 1




FIG. 2




FIG. 3

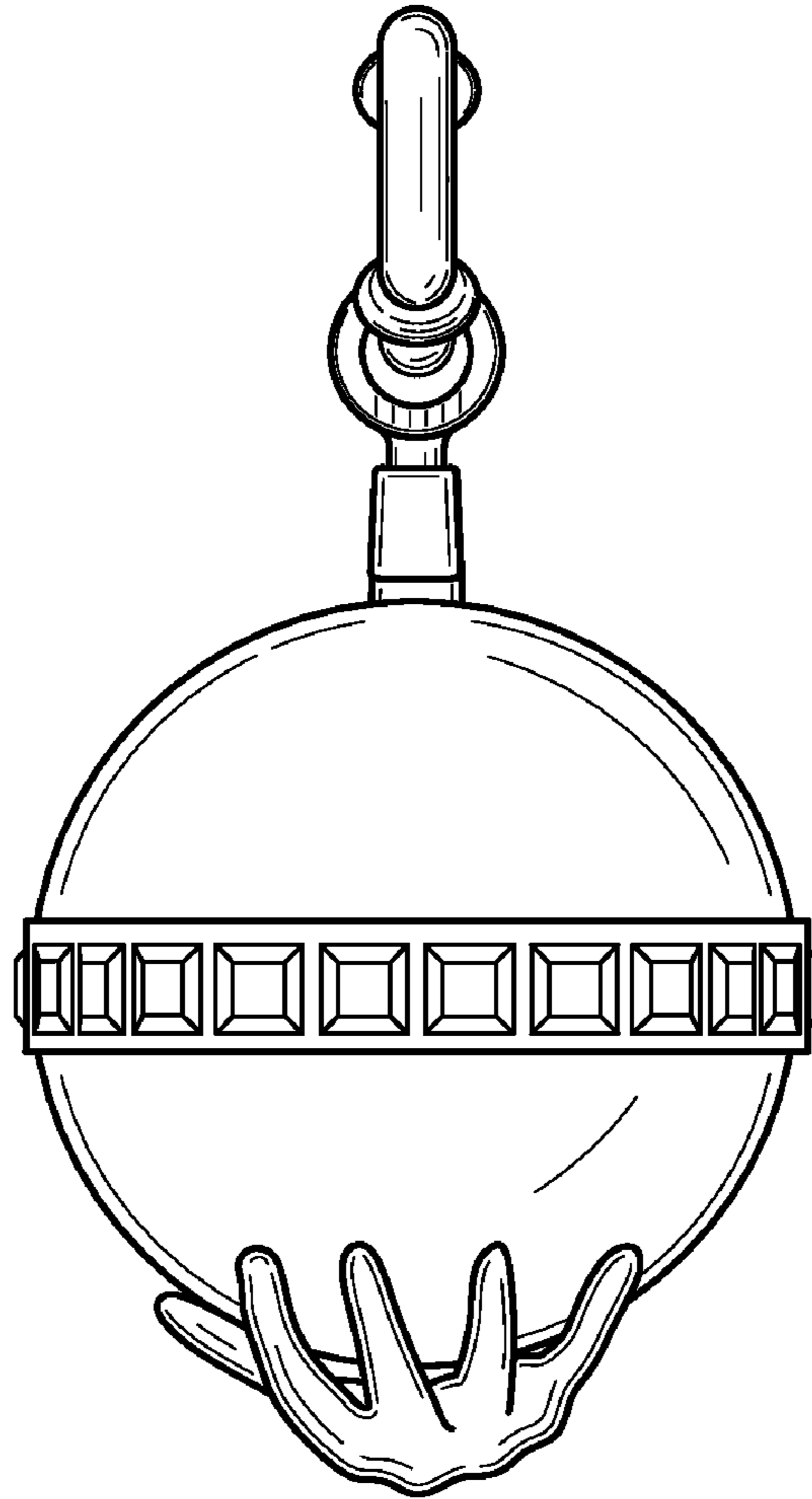


FIG. 4




FIG. 5




FIG. 6

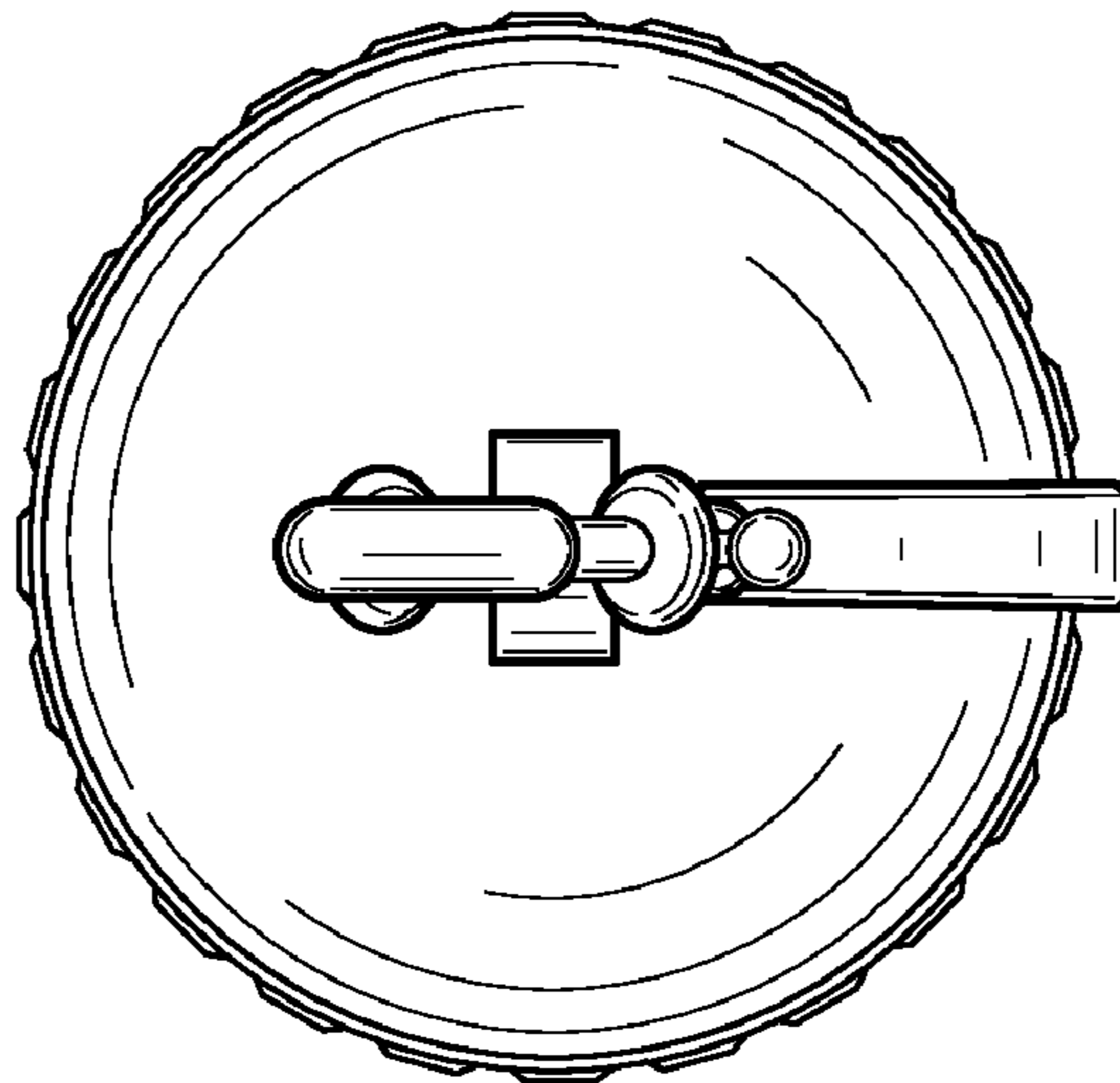


FIG. 7