



US00D659583S

(12) **United States Design Patent**
Papadimitriou

(10) **Patent No.:** **US D659,583 S**

(45) **Date of Patent:** **** May 15, 2012**

(54) **EARRING**

(75) **Inventor:** **Costantino Papadimitriou, Milan (IT)**

(73) **Assignee:** **De Beers Centenary AG, Lucerne (CH)**

(**) **Term:** **14 Years**

(21) **Appl. No.:** **29/400,851**

(22) **Filed:** **Sep. 1, 2011**

(30) **Foreign Application Priority Data**

Mar. 3, 2011 (EM) 001830084

(51) **LOC (9) Cl.** **11-01**

(52) **U.S. Cl.** **D11/43; D11/1**

(58) **Field of Classification Search** D11/79-85,
D11/89-91, 40-48, 1-8; 63/26-28, 12-14,
63/3, 3.1, 3.2

See application file for complete search history.

(56) **References Cited**

U.S. PATENT DOCUMENTS

D19,102 S *	5/1889	Stayner	D11/79
D31,545 S	9/1899	French		
1,732,250 A	10/1929	Wehse		
D114,212 S *	4/1939	Graeter	D11/48
D138,956 S *	10/1944	Karples	D11/75
D147,199 S	7/1947	Philippe		
D148,172 S *	12/1947	Katz	D11/75
D153,021 S	3/1949	Philippe		
D153,023 S	3/1949	Philippe		
D161,526 S	1/1951	Philippe		
D170,872 S	11/1953	Katz		
D171,349 S	1/1954	Katz		
D173,356 S	11/1954	Katz		
D208,263 S	8/1967	Mariani		
D248,380 S *	7/1978	Burchett	D11/43
D268,100 S	3/1983	Pederson		

D279,879 S 7/1985 Moon
D279,880 S 7/1985 Moon
D301,316 S 5/1989 Yoshida

(Continued)

Primary Examiner — Cathron Brooks

Assistant Examiner — Melanie Pellegrini

(74) *Attorney, Agent, or Firm* — SNR Denton US LLP;
Brian R. McGinley

(57) **CLAIM**

The ornamental design for an earring, as shown and described.

DESCRIPTION

FIG. 1 is a top view of a first embodiment of the earring shown at an enlarged scale;

FIG. 2 is a bottom view of the earring illustrated in FIG. 1 shown at an enlarged scale;

FIG. 3 is a right elevational view of the earring illustrated in FIG. 1;

FIG. 4 is a left elevational view of the earring illustrated in FIG. 1;

FIG. 5 is a front view of the earring illustrated in FIG. 1;

FIG. 6 is a rear view of the earring illustrated in FIG. 1;

FIG. 7 is a perspective view of the earring illustrated in FIG. 1

FIG. 8 is a front view of a second embodiment of the earring;

FIG. 9 is a bottom view of the earring illustrated in FIG. 8;

FIG. 10 is a right elevational view of the earring illustrated in FIG. 8;

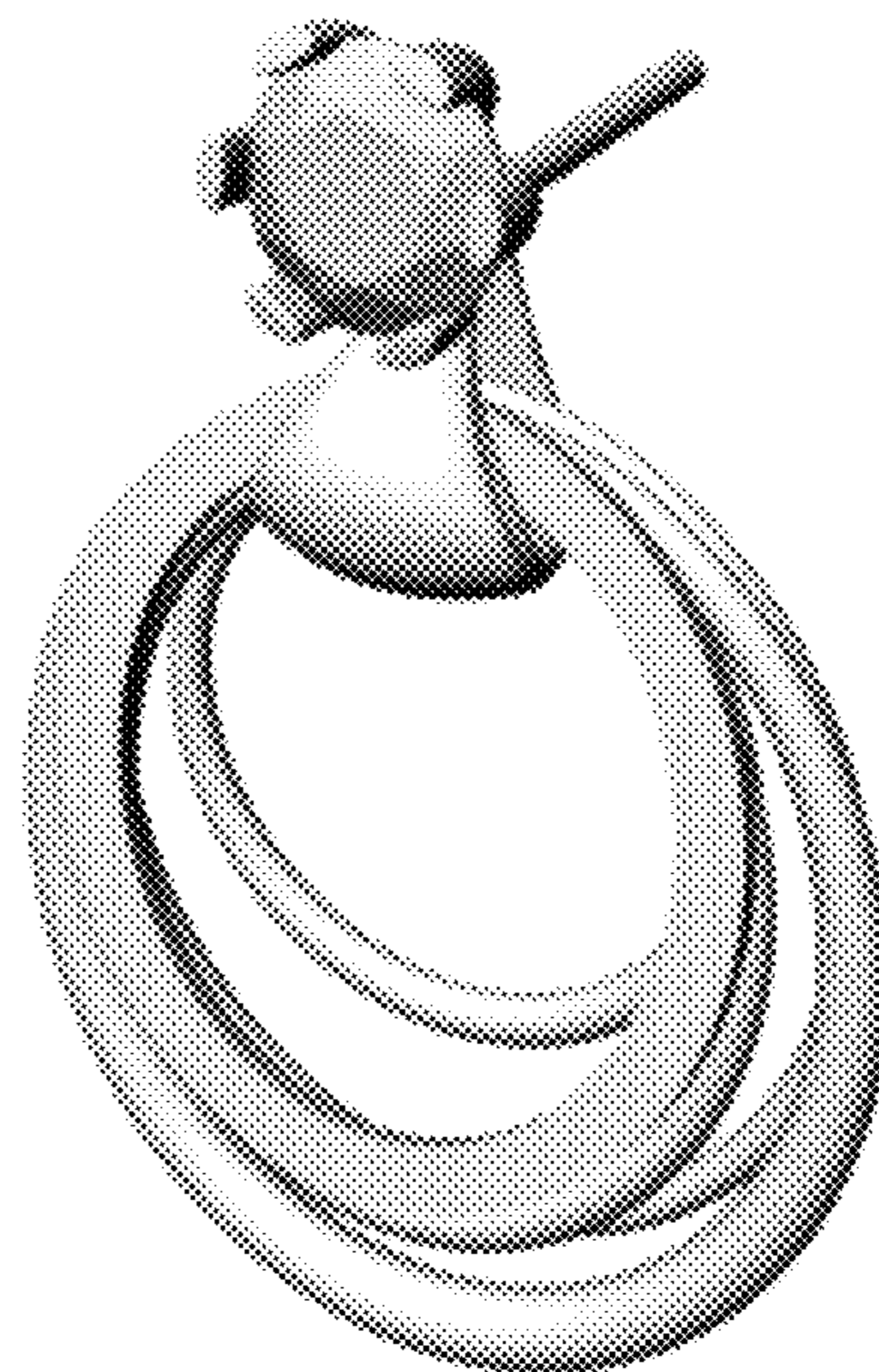
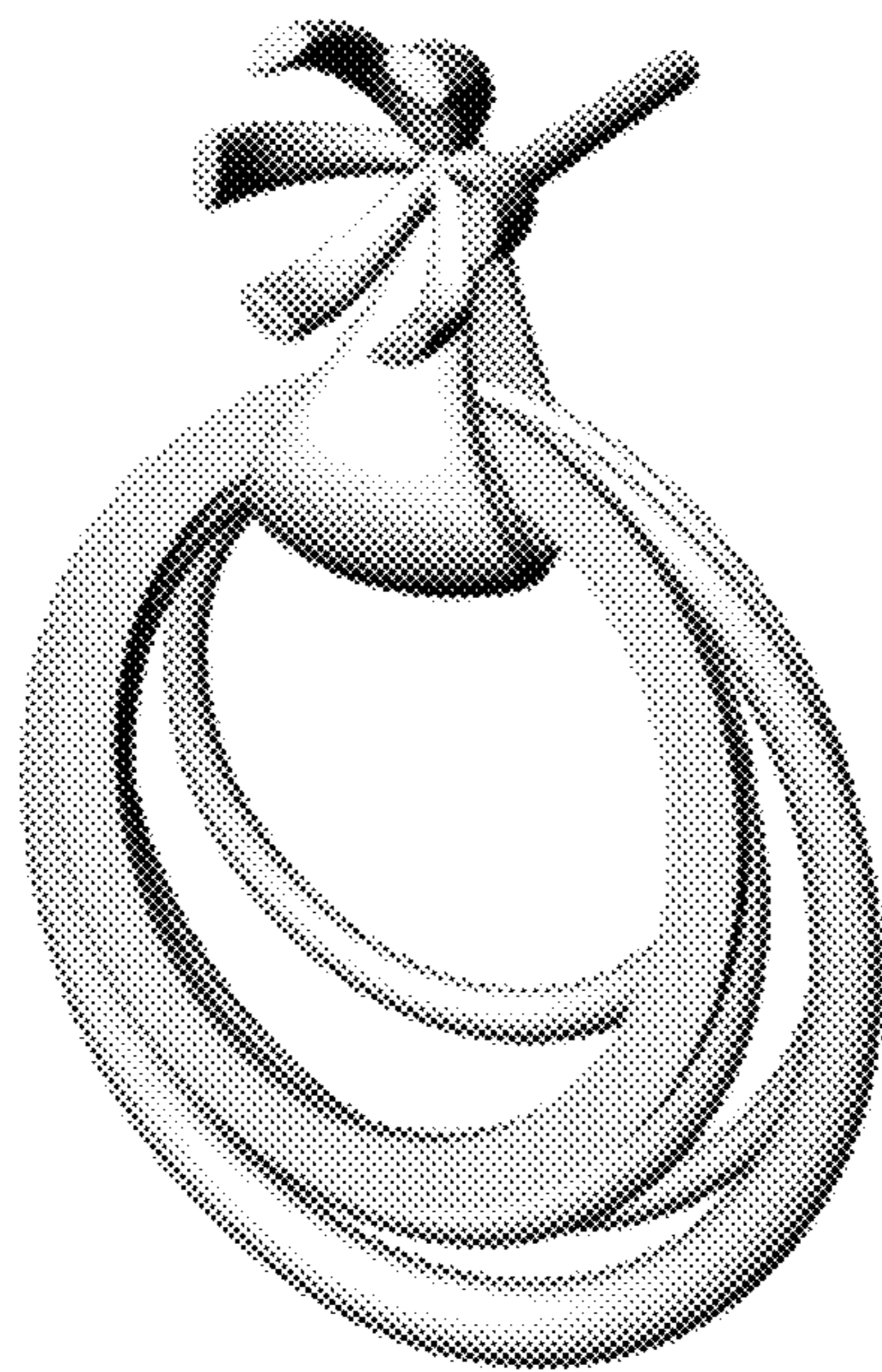
FIG. 11 is a left elevational view of the earring illustrated in FIG. 8;

FIG. 12 is a rear view of the earring illustrated in FIG. 8;

FIG. 13 is a perspective view of the earring illustrated in FIG. 8; and,

FIG. 14 is a top view of the earring illustrated in FIG. 8.

1 Claim, 7 Drawing Sheets



US D659,583 S

Page 2

U.S. PATENT DOCUMENTS							
D301,317	S	5/1989	Yoshida	D542,696	S	5/2007	Cilluffo
D302,400	S	7/1989	Bulgari	D550,582	S	9/2007	Gruosi-Scheufele
D308,348	S *	6/1990	Leopoldi	D567,134	S	4/2008	Bulgari
			D11/43	D579,373	S	10/2008	Rosenthal
D308,652	S	6/1990	Bulgari	D580,812	S	11/2008	Grassi Damiani
D326,429	S	5/1992	Azrielant	D597,435	S	8/2009	Gruosi
D455,097	S *	4/2002	Salvarani	D608,237	S	1/2010	Gruosi
			D11/79	D619,490	S	7/2010	Papadimitriou
6,688,507	B2 *	2/2004	McCormack	D625,640	S *	10/2010	Sivriere
			24/3.3	D636,696	S *	4/2011	Lebail
D497,322	S	10/2004	Gruosi-Scheufele	D637,103	S *	5/2011	Lebail
D517,938	S	3/2006	Lawlor et al.				D11/43
D520,899	S	5/2006	Lawlor et al.				D11/43
7,121,117	B2 *	10/2006	Gruosi-Scheufele				
			63/1.14				

* cited by examiner

FIG. 1

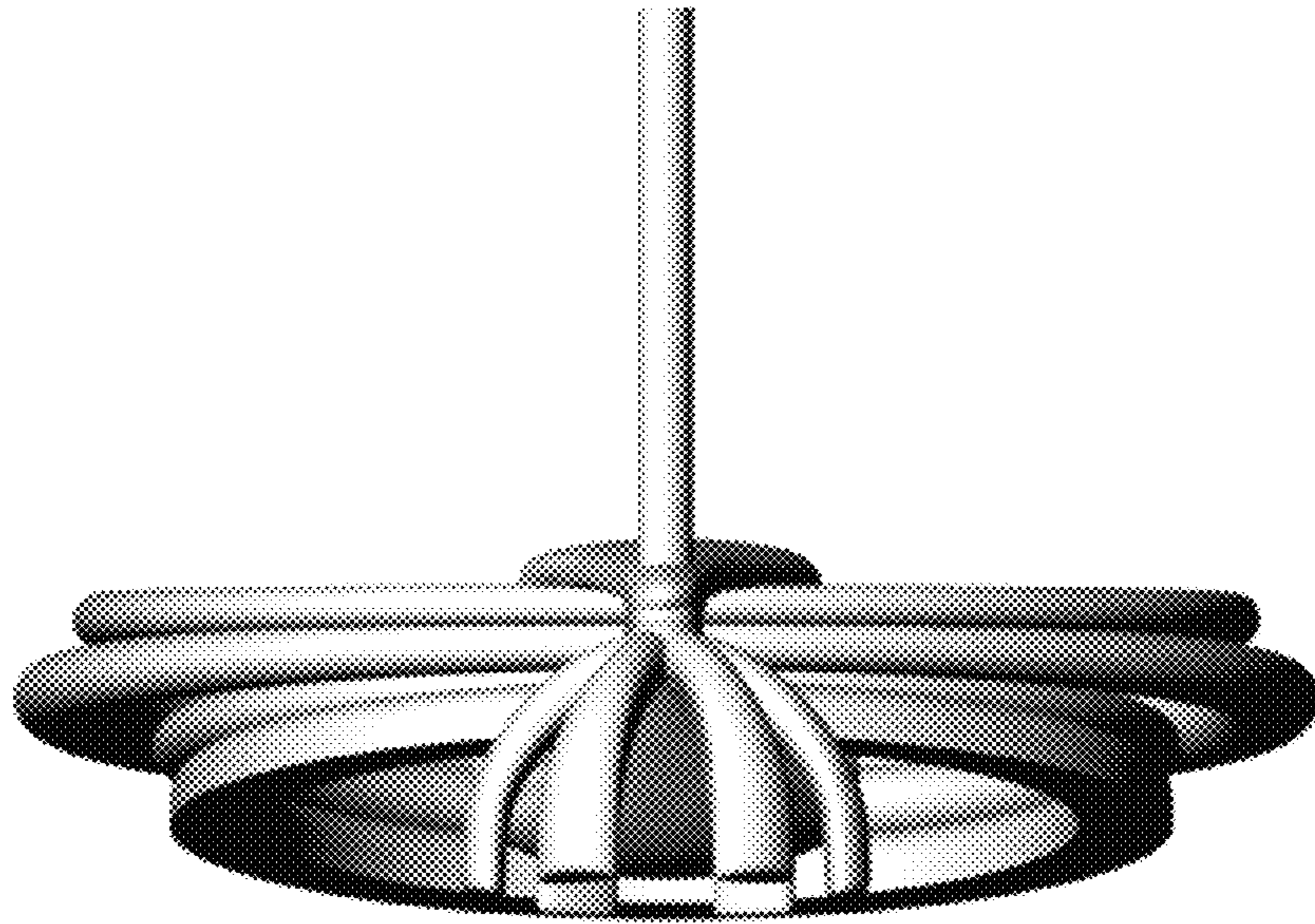


FIG. 2

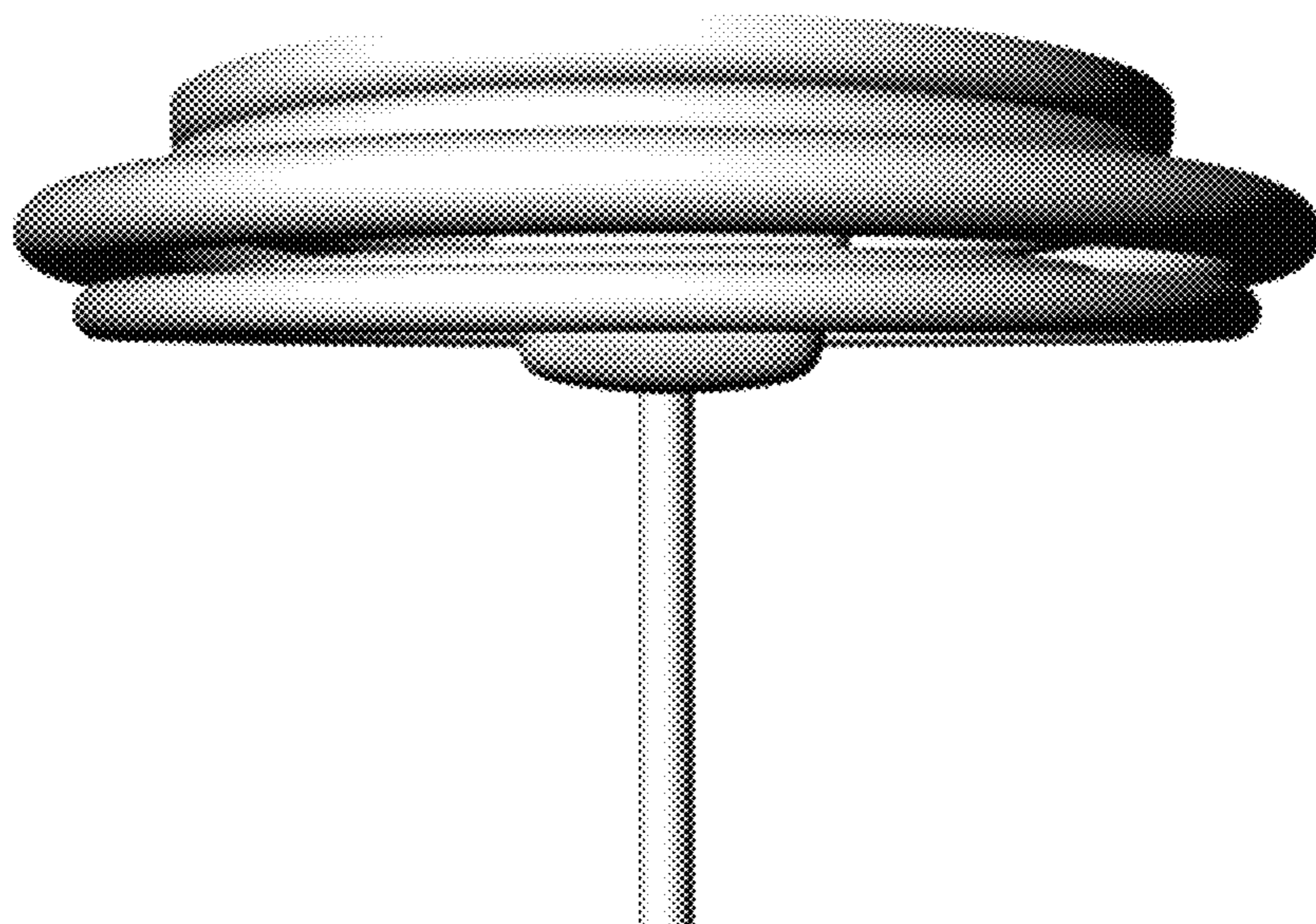


FIG. 3




FIG. 4




FIG. 5

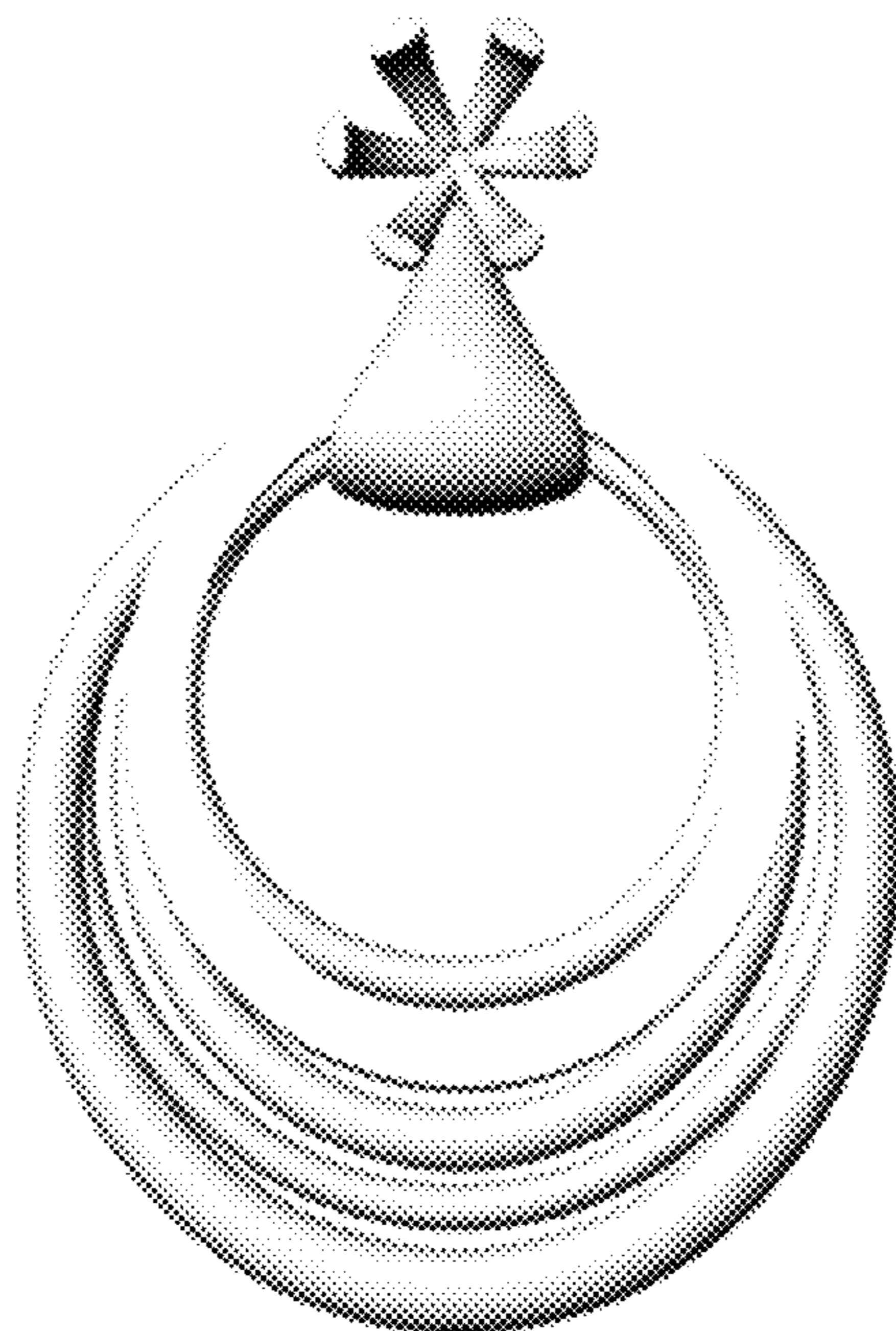


FIG. 6




FIG. 7

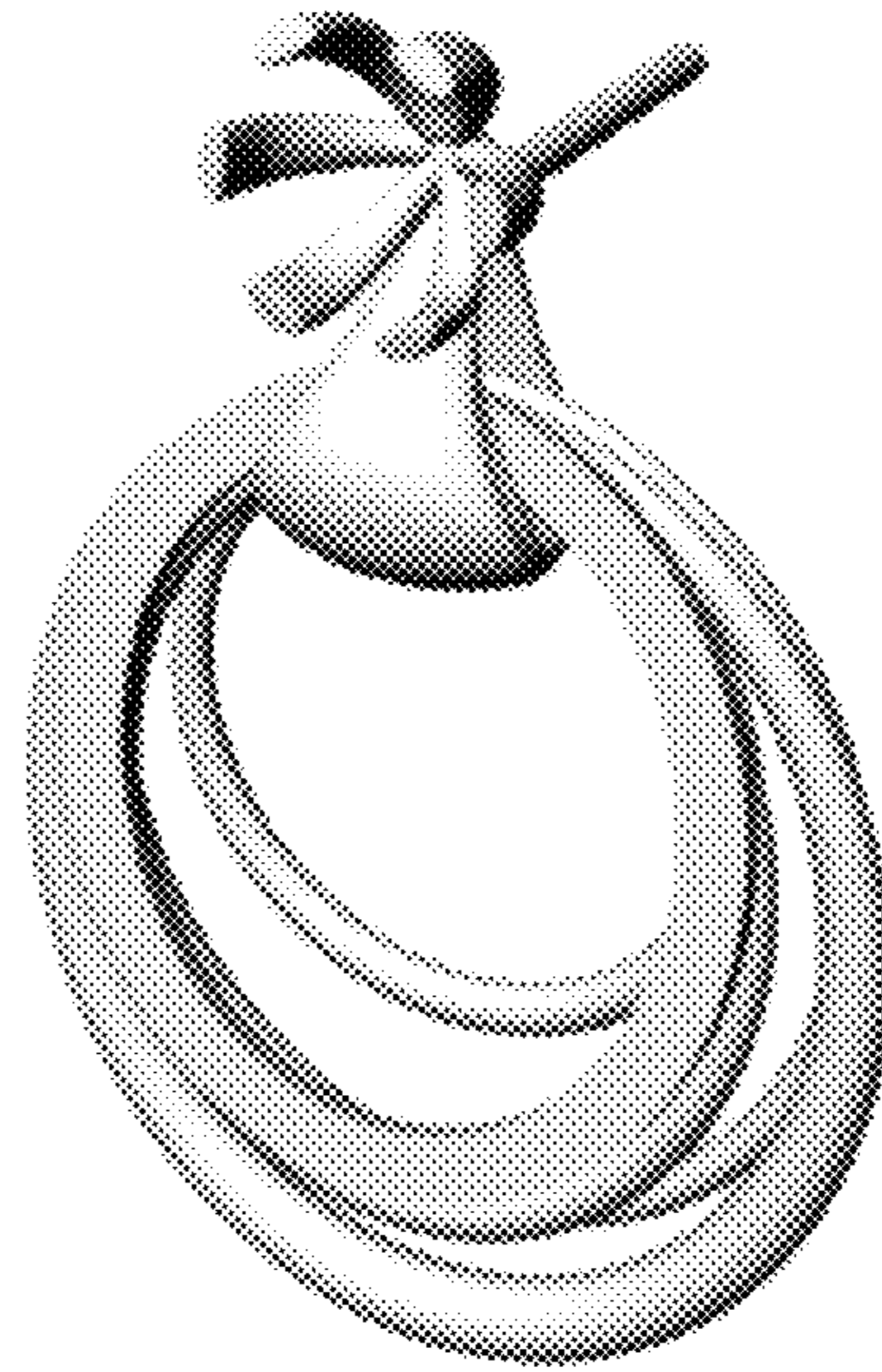


FIG. 8

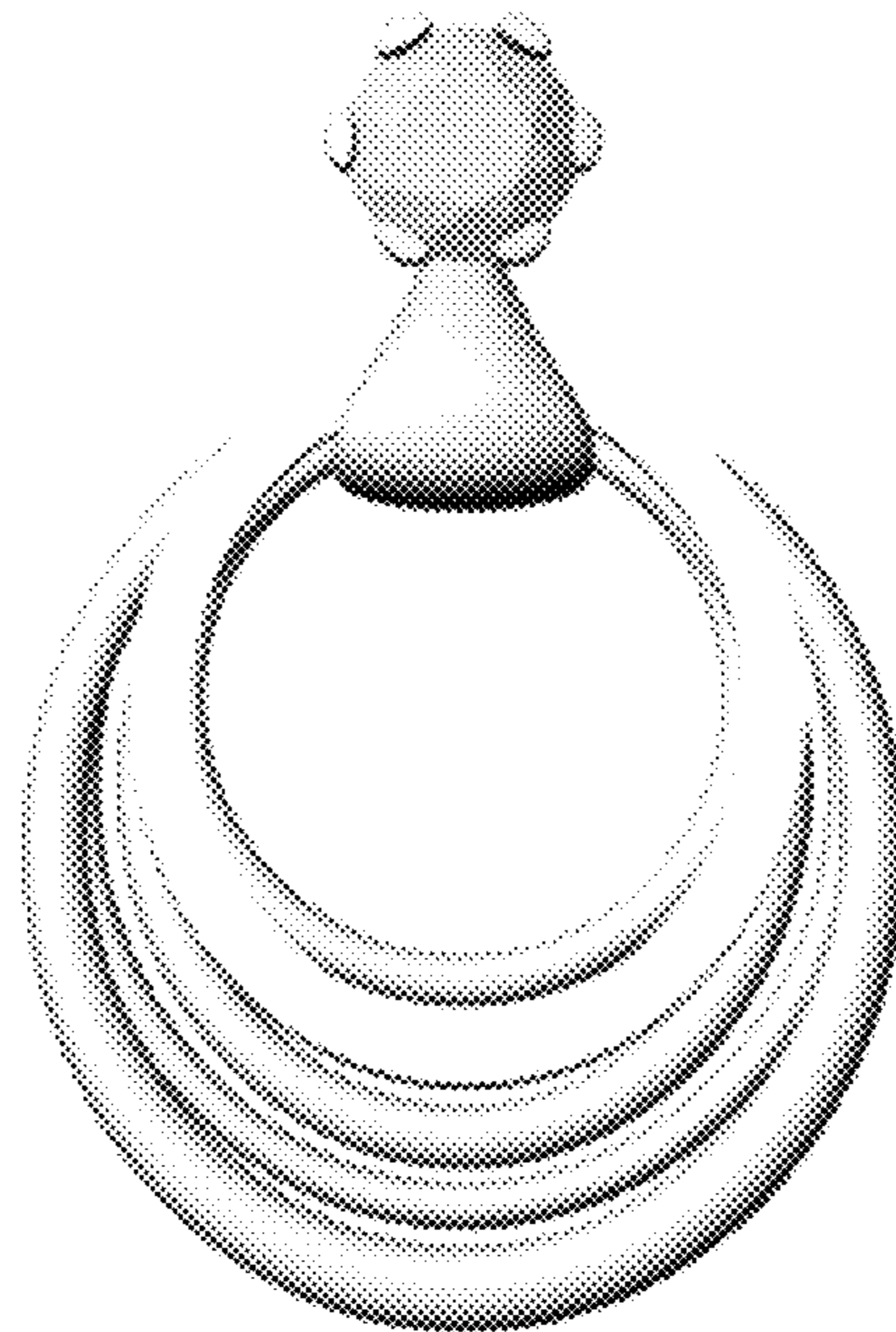


FIG. 9




FIG. 10




FIG. 11




FIG. 12




FIG. 13

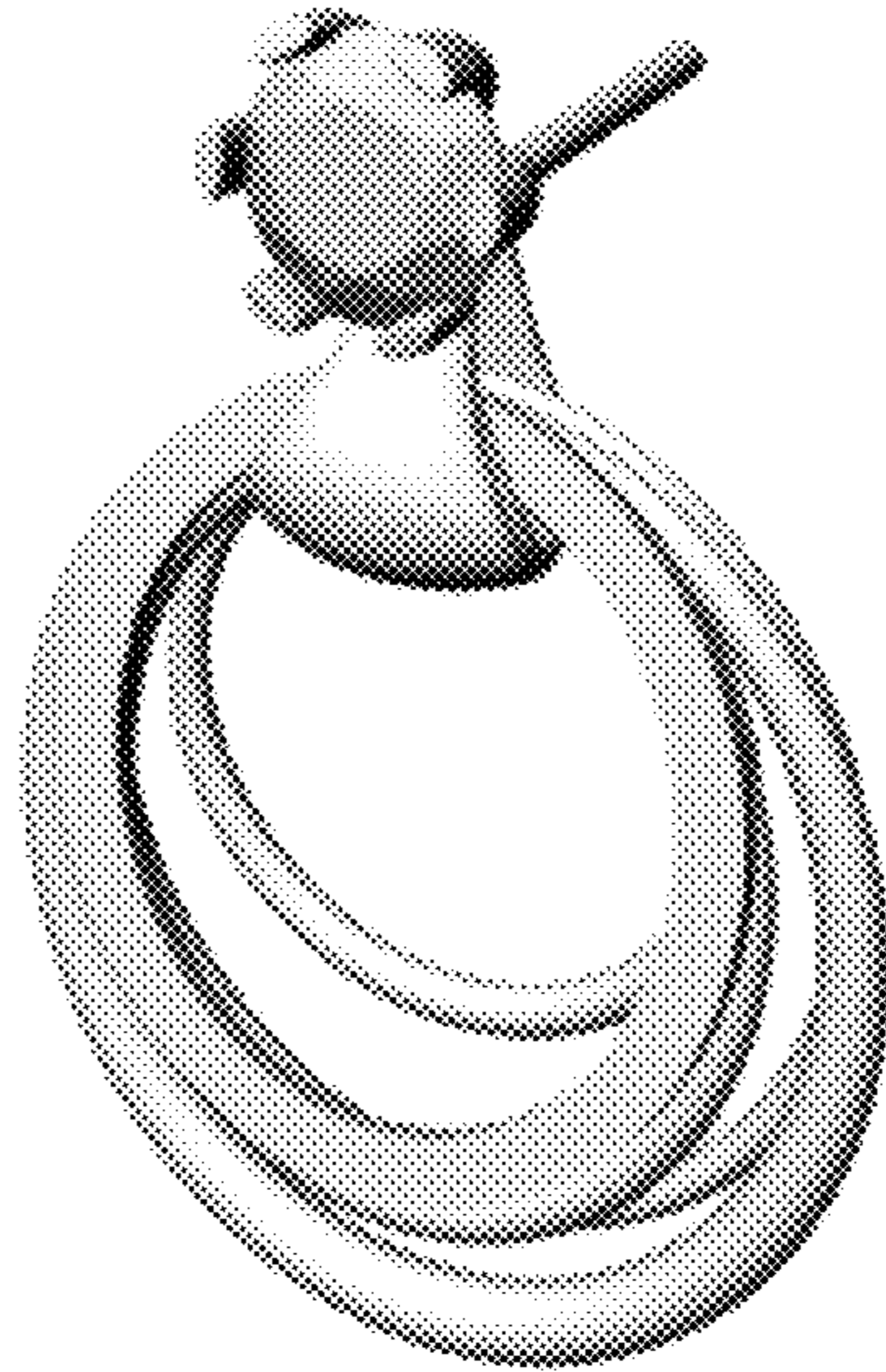


FIG. 14

