



US00D659553S

(12) **United States Design Patent**  
**Cavalli**

(10) **Patent No.:** **US D659,553 S**

(45) **Date of Patent:** **\*\* May 15, 2012**

(54) **WRIST WATCH**

(75) Inventor: **Roberto Cavalli**, Milan (IT)

(73) Assignee: **Roberto Cavalli S.p.A.**, Milan (IT)

(\*\*) Term: **14 Years**

(21) Appl. No.: **29/380,263**

(22) Filed: **Dec. 2, 2010**

(30) **Foreign Application Priority Data**

Jul. 20, 2010 (EM) ..... 001733601

(51) **LOC (9) Cl.** ..... **10-02**

(52) **U.S. Cl.** ..... **D10/32; D10/39**

(58) **Field of Classification Search** ..... D10/30-39,  
D10/122-132; 368/276, 281, 282, 285, 80,  
368/223, 228, 232, 28

See application file for complete search history.

(56) **References Cited**

**U.S. PATENT DOCUMENTS**

D327,654 S *	7/1992	Gueit	.....	D10/32
D327,851 S *	7/1992	Besson	.....	D10/39
D336,616 S *	6/1993	Gueit	.....	D10/39
D352,470 S *	11/1994	Besson	.....	D10/39
D354,918 S *	1/1995	Wunderman	.....	D10/32
D438,474 S *	3/2001	Dumas	.....	D10/39
D447,424 S *	9/2001	Modolo	.....	D10/30
D447,427 S *	9/2001	Finazzi	.....	D10/39

D447,705 S *	9/2001	Scheufele	.....	D10/39
D479,137 S *	9/2003	Kauffmann	.....	D10/39
D502,413 S *	3/2005	Sugiura et al.	.....	D10/39
D519,851 S *	5/2006	Seyr	.....	D10/31
D526,218 S *	8/2006	Krieger	.....	D10/39
D538,184 S *	3/2007	Scheufele	.....	D10/39
D552,492 S *	10/2007	Wang	.....	D10/38
D567,677 S *	4/2008	Finazzi	.....	D10/34
D569,742 S *	5/2008	Scheufele	.....	D10/39
D570,713 S *	6/2008	Gruosi-Scheufele	.....	D10/39
D571,230 S *	6/2008	Krieger	.....	D10/39

\* cited by examiner

*Primary Examiner* — Lucy Lieberman

(74) *Attorney, Agent, or Firm* — Shoemaker and Mattare

(57) **CLAIM**

The ornamental design for a wrist watch, as shown and described.

**DESCRIPTION**

FIG. 1 is a perspective view of a wrist watch, showing my new design from the front and right side;

FIG. 2 is a front elevational view thereof;


FIG. 3 is a rear elevational, view thereof;

FIG. 4 is a right side view thereof; and,

FIG. 5 is a left side view thereof.

The broken lines in FIG. 3 designate details which form no part of the claimed design.

**1 Claim, 5 Drawing Sheets**






FIG. 1

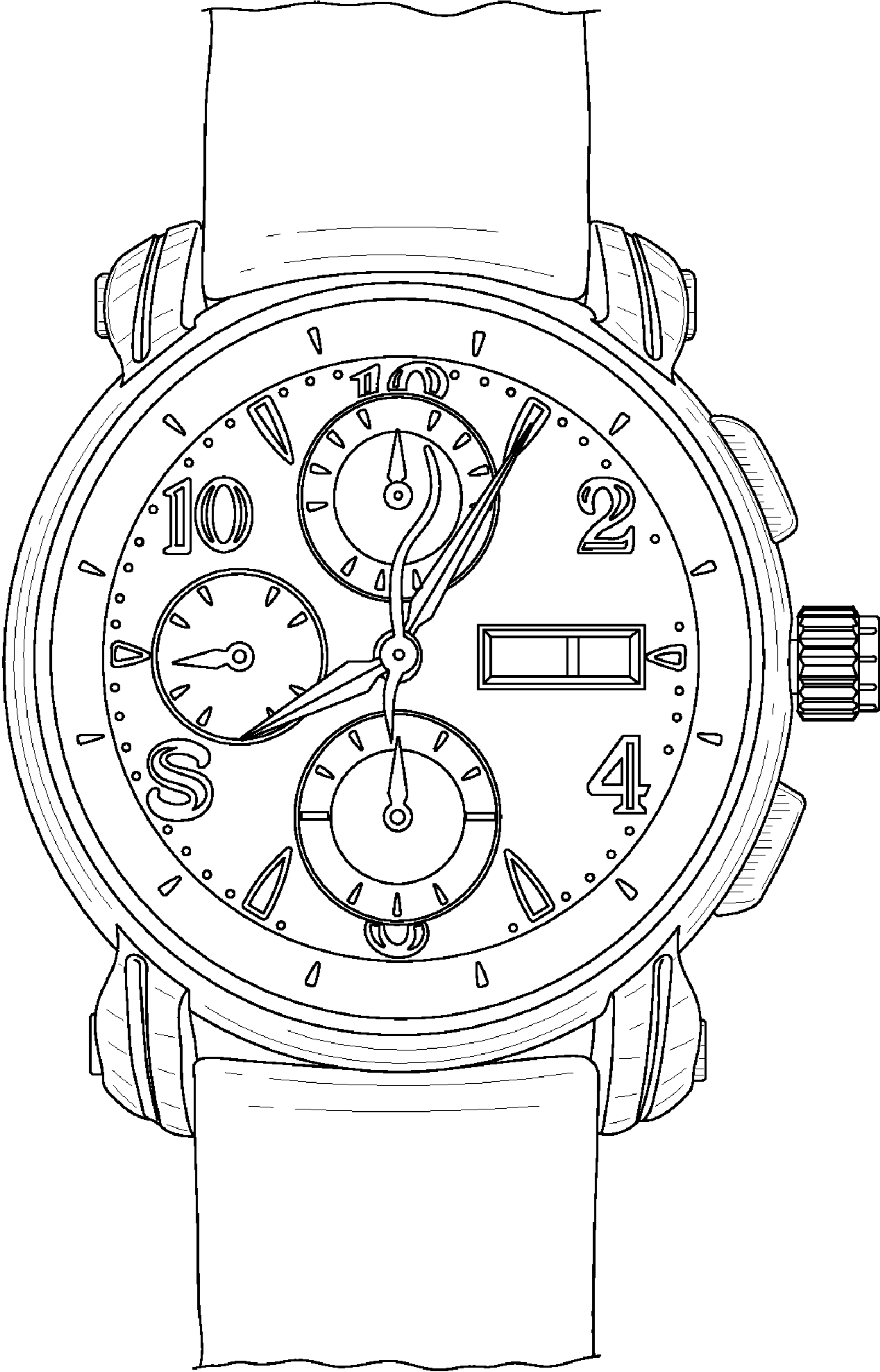


FIG. 2

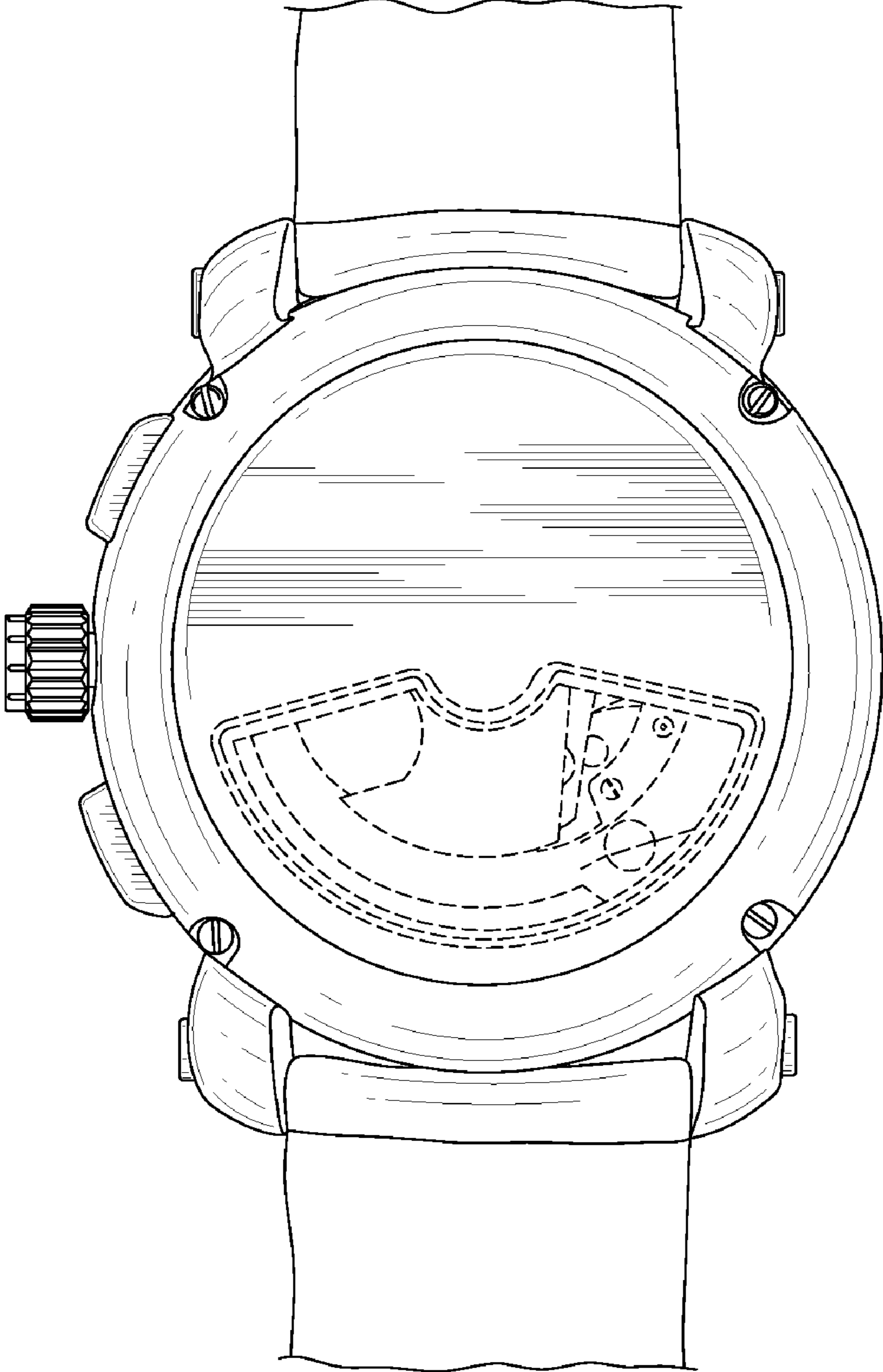


FIG. 3

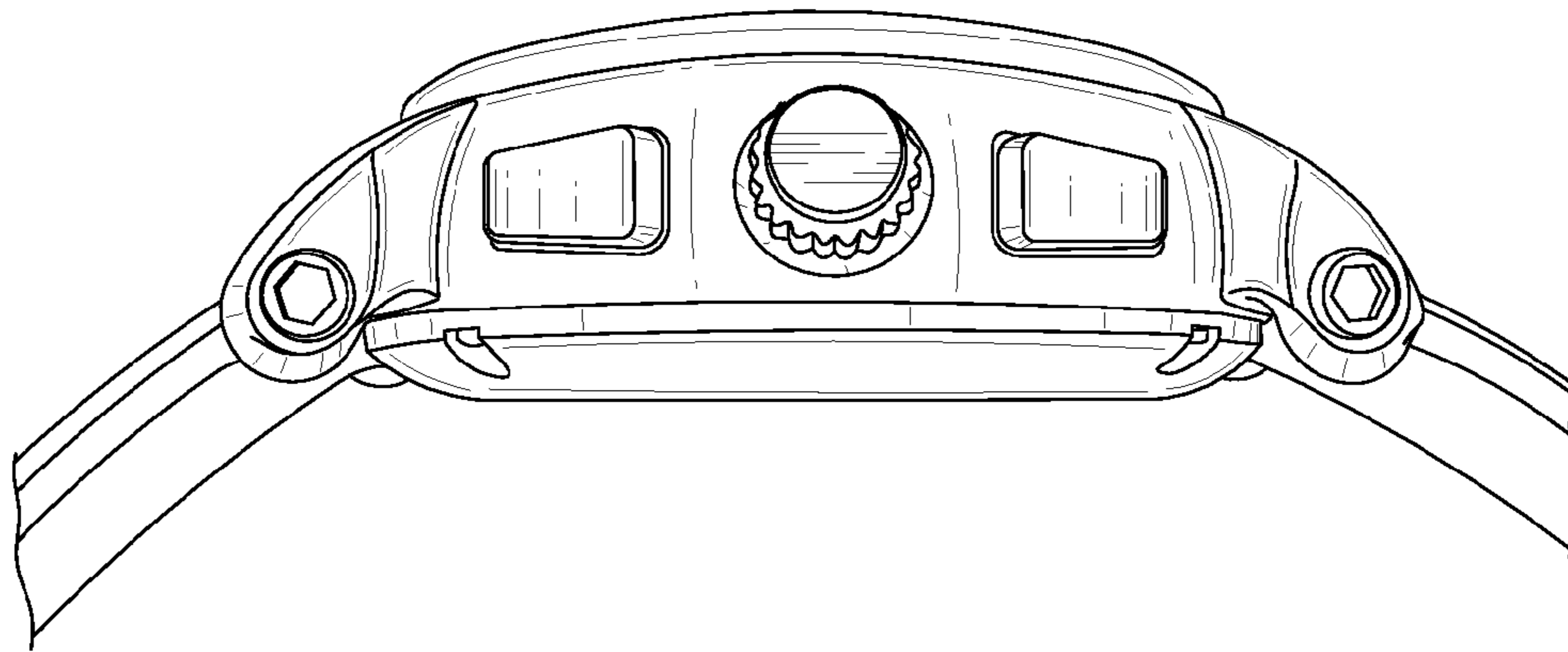


FIG. 4






FIG. 5