



US00D659548S

(12) **United States Design Patent  
de France**

(10) **Patent No.:** **US D659,548 S**

(45) **Date of Patent:** **\*\* May 15, 2012**

(54) **FLASK**

(75) Inventor: **Sylvie de France**, Paris (FR)

(73) Assignee: **Beaute Prestige International** (FR)

(\*\*) Term: **14 Years**

(21) Appl. No.: **29/387,342**

(22) Filed: **Mar. 11, 2011**

(30) **Foreign Application Priority Data**

Sep. 20, 2010 (EM) ..... 00175212-0001

(51) **LOC (9) Cl.** ..... **09-01**

(52) **U.S. Cl.** ..... **D9/694**

(58) **Field of Classification Search** ..... D9/516-575,  
D9/682-694, 435, 436, 439, 440, 447-450,  
D9/452; 215/379-384; 222/129, 135, 153.01,  
222/153.03, 153.04, 153.09, 153.11-153.14,  
222/182, 631, 635, 209, 211-213, 215, 321.7-321.9,  
222/372, 373, 378, 379, 383.1, 384-386,  
222/398, 400.7, 400.8, 401, 402.1-402.25;  
220/669-675

See application file for complete search history.

(56) **References Cited**

**U.S. PATENT DOCUMENTS**

D76,405 S \* 9/1928 Lavault ..... D9/546  
D80,708 S \* 3/1930 Teague ..... D9/544  
D80,918 S \* 4/1930 Teague ..... D9/546  
D82,768 S \* 12/1930 Teague ..... D9/566  
D86,540 S \* 3/1932 Piazzoli ..... D9/546  
D98,958 S \* 3/1936 Piazzoli ..... D9/573  
D126,514 S \* 4/1941 Payne ..... D9/566

D333,269 S \* 2/1993 Albright et al. .... D9/544  
D471,467 S \* 3/2003 Kokubo et al. .... D9/566  
D515,194 S \* 2/2006 Chen ..... D23/366  
D531,911 S \* 11/2006 Lloyd ..... D9/546  
D574,257 S \* 8/2008 Zeidan ..... D9/694  
D610,916 S \* 3/2010 Yeung et al. .... D9/694  
D620,804 S \* 8/2010 Bogert et al. .... D9/544  
D632,969 S \* 2/2011 Monteparo et al. .... D9/544

**FOREIGN PATENT DOCUMENTS**

CN 3508071 \* 2/2006  
CN 3583609 \* 11/2006  
CN 3583611 \* 11/2006  
CN 301082498 \* 12/2009  
EM 000788344-0001 \* 10/2007  
JP D1352922 \* 3/2009  
JP D1379513 \* 2/2010  
JP D1390687 \* 6/2010

\* cited by examiner

*Primary Examiner* — Catherine Tuttle

(74) *Attorney, Agent, or Firm* — Hiscock & Barclay, LLP

(57) **CLAIM**

The ornamental design for a flask, as shown and described.

**DESCRIPTION**

FIG. 1 is a front perspective view of the flask, showing my new design;

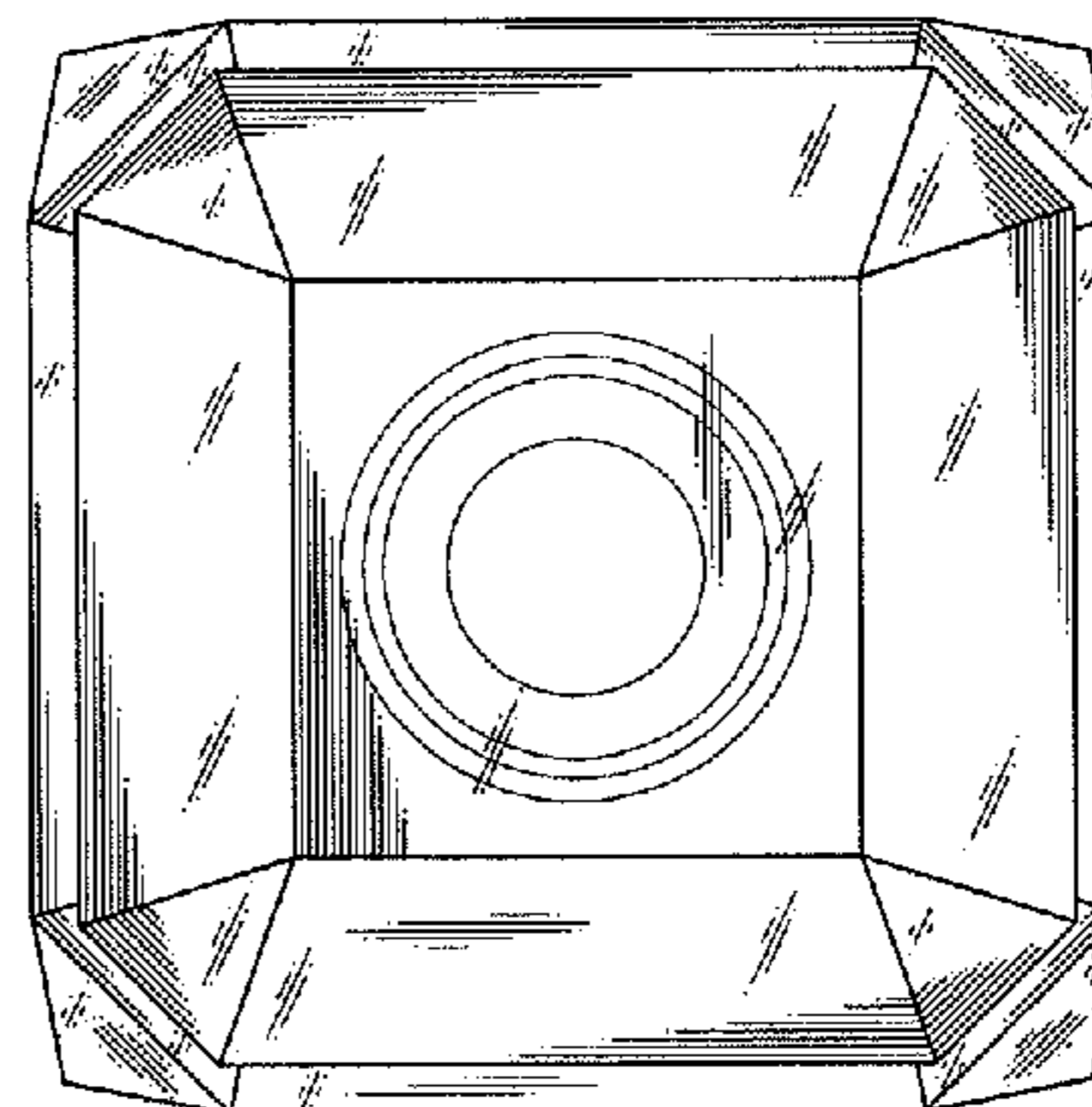
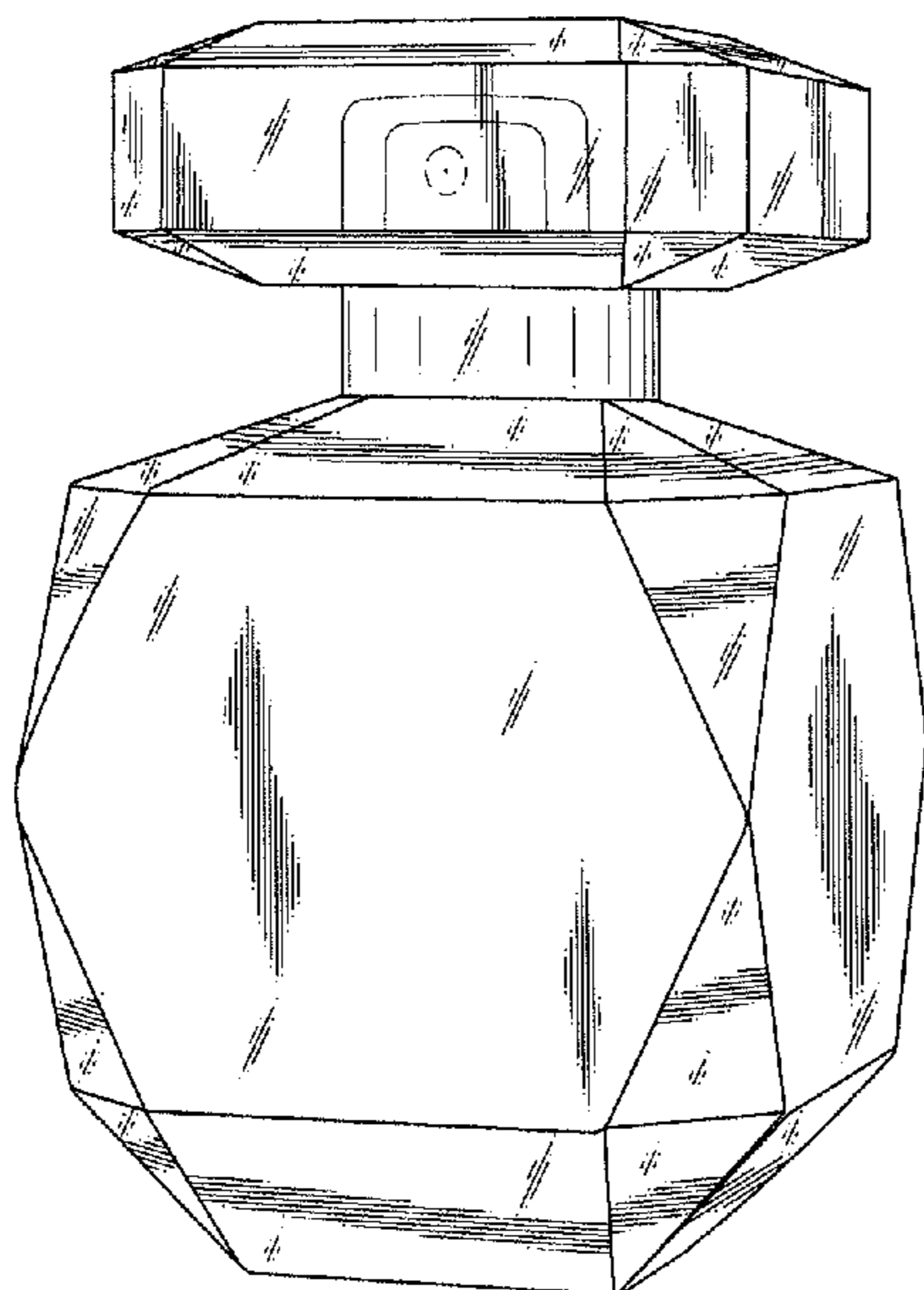
FIG. 2 is a front facing view thereof, the rear left and right side views being identical thereto, except for the position of the nozzle outlet;

FIG. 3 is a bottom plan view thereof; and,

FIG. 4 a top plan view thereof.

The broken lines are included for the purpose of illustrating visible, interior features that form no part of the claimed design.

**1 Claim, 1 Drawing Sheet**



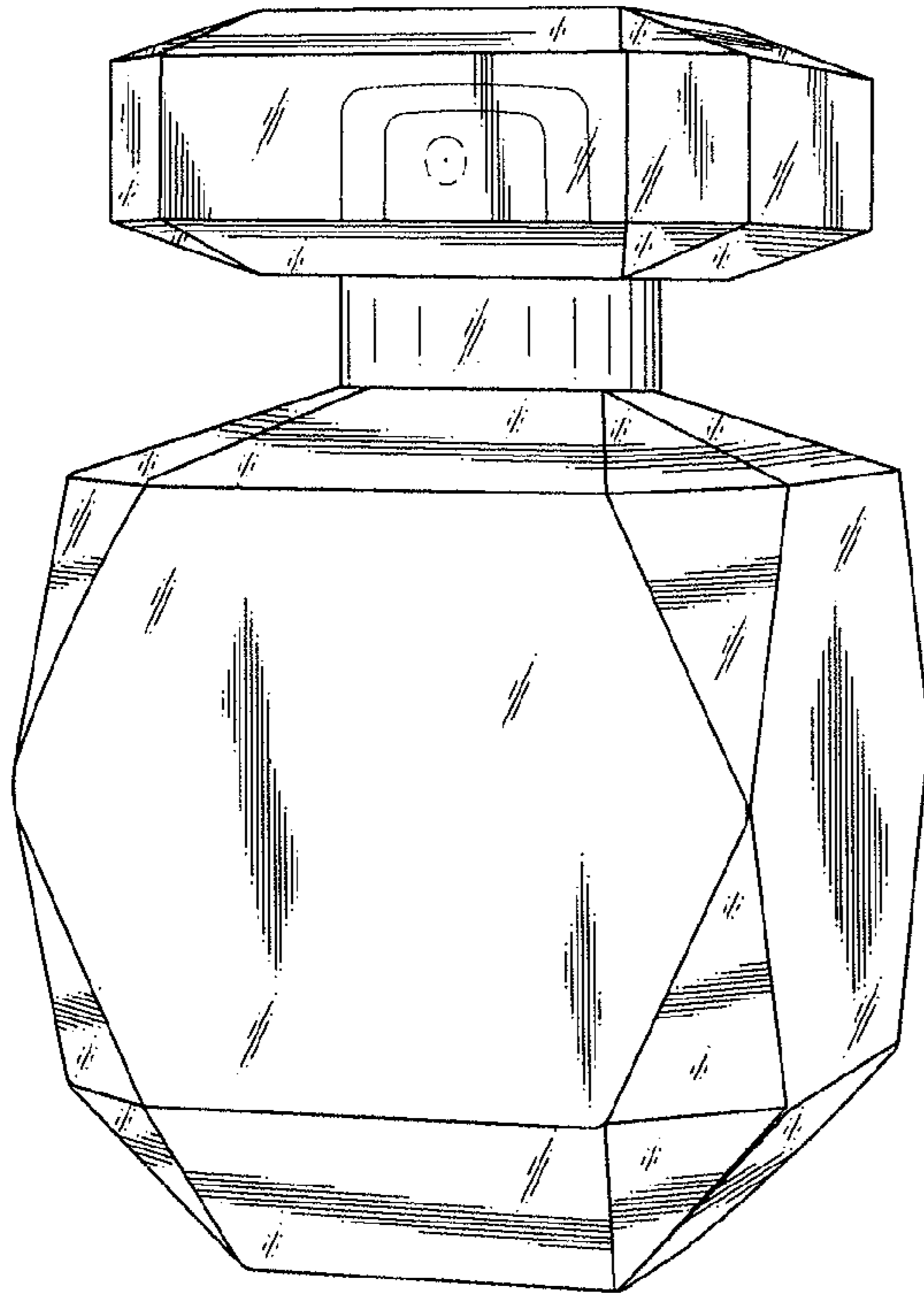


FIG. 1

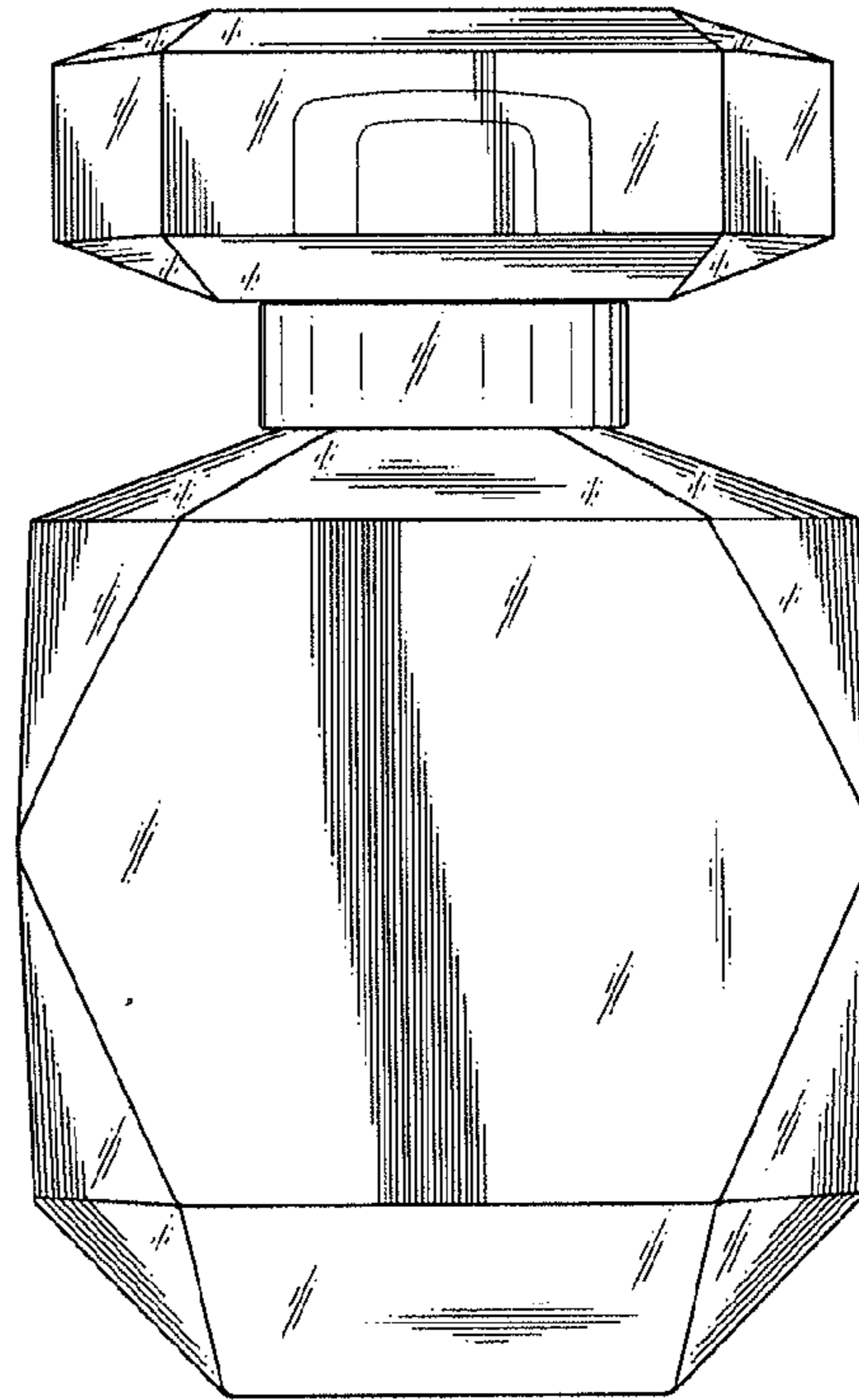


FIG. 2

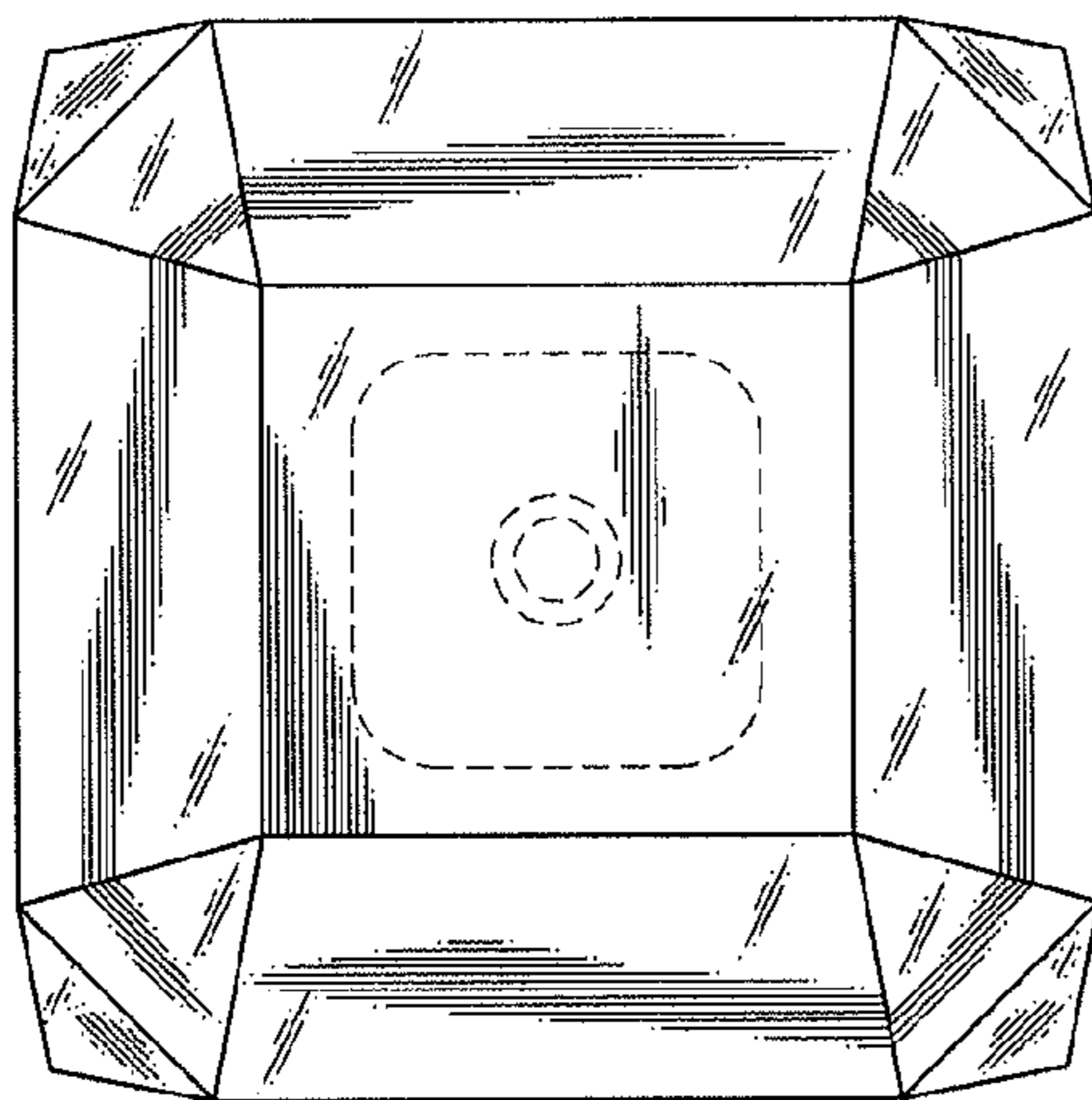


FIG. 3

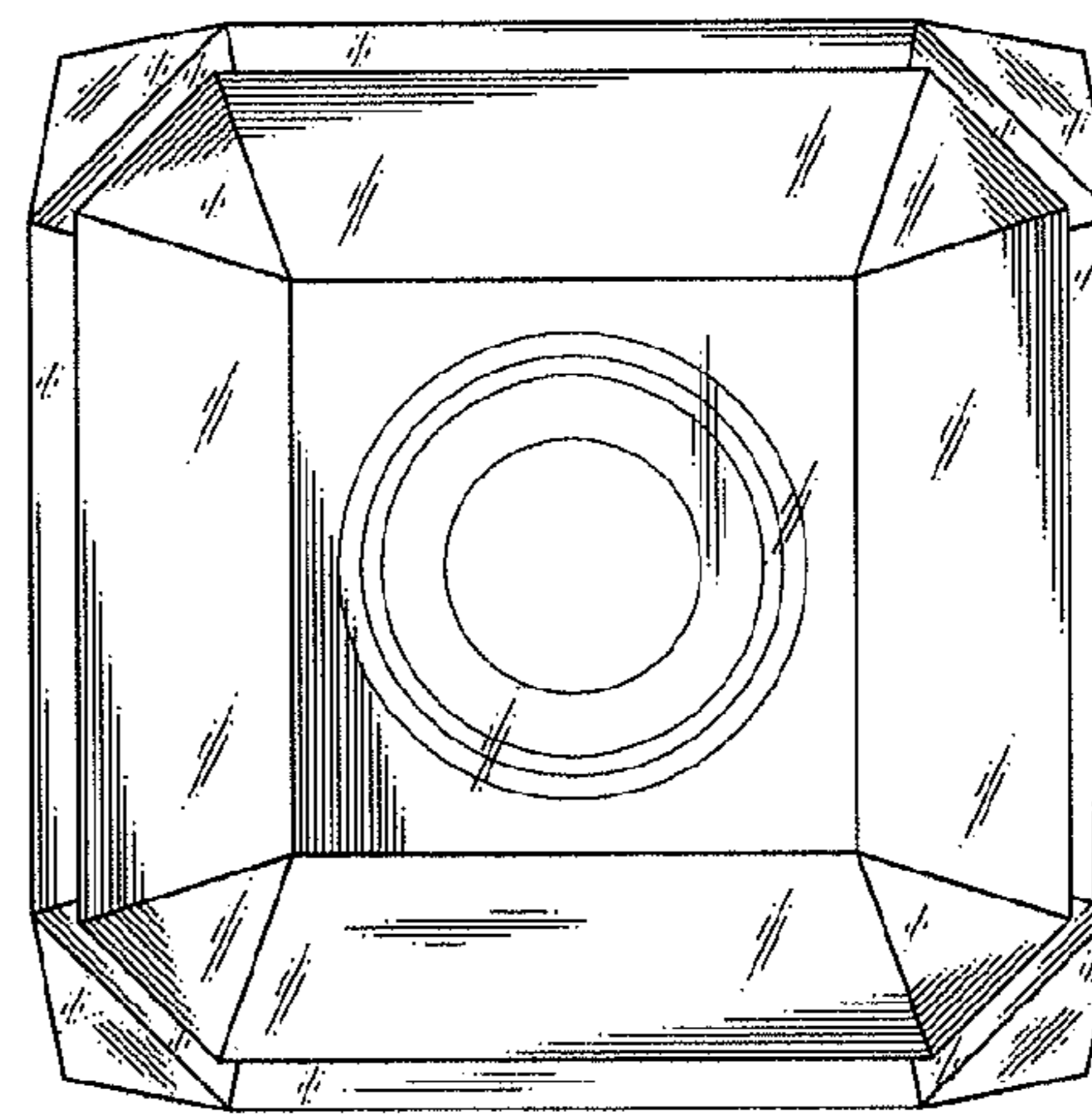


FIG. 4